

EXHIBIT T-2

SHAKER HEIGHTS CITY SCHOOL DISTRICT

OFFICE OF THE TREASURER
15600 Parkland Drive
Shaker Heights, Ohio 44120
(216) 295-4317

Bryan C. Christman
Treasurer

FINANCIAL STATEMENTS JANUARY 2023

INDEX

<u>SECTION #</u>	<u>SECTION NAME</u>
1.	FINANCIAL AND MISCELLANEOUS BRIEFS
2.	CHARTS
3.	CONSOLIDATED INVESTMENT PORTFOLIO
4.	FINANCIAL STATEMENTS
5.	FINANCIAL REPORT BY BANK
6.	FINANCIAL REPORT BY FUND
7.	REVENUE ACCOUNT SUMMARY
8.	BUDGET ACCOUNT SUMMARY
9.	SUMMARY CHECK REGISTER – ALL CHECKS
10.	BOND ISSUE EXPENDITURE SUMMARY

1. FINANCIAL AND MISCELLANEOUS BRIEFS

**SHAKER HEIGHTS BOARD OF EDUCATION
SHAKER HEIGHTS, OHIO**

February 8, 2023

TO: Members, Shaker Heights Board of Education

FROM: Bryan C. Christman, Treasurer

SUBJECT: Financial and Miscellaneous Briefs

I. JANUARY 2023 FINANCIAL OVERVIEW

The revenue activity for the month and for the fiscal year-to-date January 2023 has been similar to the same reporting period for the prior year with the following exceptions:

- **Real Estate Taxes (RET)** were \$3.1 million or 8.0% less than prior YTD due to slightly smaller tax advances and settlements received in July & August of this fiscal year as compared to the prior fiscal year combined with \$2.5 million smaller tax advance received in January this year vs last; but \$103,104 above budget as projected through the end of the fiscal year.
- **Public Utility Personal Property Taxes (PUPPT)** were \$88,618 or 5.7% more than prior YTD; but only \$11,015 above budget as projected through the end of the fiscal year.
- **Investment Earnings**, which were \$380,728 or 145.1% more than prior year, due to the increasing yield on our portfolio as the interest rates continue to rise in response to the Federal Reserve aggressive rate increase actions; but only \$45,000 above budget as projected through the end of the fiscal year.
- **Other Local Revenues** were \$115,137 or 8.5% more than prior year which is primarily due to \$62,878 higher prescription drug rebates, \$40,405 higher tuition payments, and \$41,616 higher rentals this FYTD vs the prior year, combined with a Forfeited Land Sale proceeds distribution payment of \$55,361 from the County received in November 2022, partially offset by \$92,378 less property tax valuation settlement payments this FYTD vs the prior year; and \$150,000 above budget as projected through the end of the fiscal year;
- **State Foundation (SF)** revenues were \$1.1 million or 11.1% less than prior year, due to the initial large “catch-up” Ohio Fair School Funding payment received in January 2022 for the general funding portions of the State Foundation payments under the new funding plan; but are \$245,000 above budget as projected through the end of the fiscal year. Fiscal 2023 is the second year under the new State biennial budget’s Ohio Fair School Funding plan.
- **Homestead Exemption & Rollback (HERB)** revenues are \$7,767 less than prior year, and \$8,000 below budget as projected through the end of the fiscal year.
- **Other State Revenues** were \$345,507 or 27.3% less than prior year, due to the initial large “catch-up” Ohio Fair School Funding payment received in January 2022 for the restricted portions of the State Foundation payments under the new funding plan. The categories include Student Wellness & Success Funds, English Language Learners, Career Tech Education, Gifted Supplement, and the Disadvantaged Pupil Impact Aid; but only \$69,000 below budget as projected through the end of the fiscal year; and
- **Federal Receipts** were \$357,788 more this fiscal YTD than last due to the receipt in November 2022 of the final settlement of the Fiscal 2020 Medicaid cost reimbursement report, which was delayed from June 2022; but only \$13,000 above budget as projected through the end of the fiscal year.

Total Revenues were \$3.6 million or 6.3% less than prior year due primarily to \$3.1 million decrease in Real Estate Tax advances received in January this year combined with a \$1.1 million decrease in State Foundation and a \$0.3 million decrease in Other State revenues due to large “catch-up” Fair School Funding payment received in January 2022, partially offset by increases in Investment Earnings, Other Local, and Federal revenues; but are **\$0.5 million or 0.48% above budget** (excluding timing differences) as projected through the end of the fiscal year. **Total Expenditures** were \$3.5 million or 6.1% more than prior YTD due to routine cost increases including salary adjustments due to steps, combined with timing differences in some of the various expense categories; but only **\$0.4 million or 0.41% above budget** as projected through the end of the fiscal year. The bottom-line combined revenue and expenditure budget variance as projected through the end of the fiscal year amounts to a **\$0.07 million net favorable variance**, within budget expectations at this time.

II. JANUARY 2023 FINANCIAL DETAIL REVIEW

A. GENERAL FUND (As of January 31, 2023)

REVENUE

1. **Real Estate & Public Utility Personal Taxes:**

- \$3.1 million or 8.0% less Real Estate Taxes (RET) than prior YTD; and
- \$88,618 or 5.7% more Public Utility Personal Property Taxes (PUPPT) than prior YTD;
- Variance from prior year due to slightly smaller tax advances and settlements received in July & August of this fiscal year as compared to the prior fiscal year combined with \$2.5 million smaller tax advance received in January this year vs last;
- 53.0% of estimated amount of RET received this year vs. 59.7% last year; and
- 40.5% of estimated amount of PUPPT received this year vs. 41.5% last year;
- \$2.3 million or 6.1% below budget YTD for RET; but
- \$103,104 above budget as projected through the end of the fiscal year;
- \$11,015 or 0.7% above budget YTD for PUPPT; and
- \$11,015 above budget as projected through the end of the fiscal year.

2. **Investment Earnings:**

- \$643,138 received this year;
- \$380,728 or 145.1% more than prior year;
- Increase due to the increasing yield on our portfolio as the interest rates continue to rise in response to the Federal Reserve aggressive rate increase actions.
- 61.1% of estimated amount received this year vs. 40.9% last year;
- \$75,431 or 13.3% above budget for YTD; but only
- \$45,000 above budget as projected through the end of the fiscal year.
- Cash-basis interest income varies month-to-month and year-to-year due to the varying maturity dates of the investment portfolio;
- At its July 27, 2022 meeting, the Federal Reserve’s Federal Open Market Committee (Committee or FOMC) decided to raise the target range for the federal funds rate to 2-1/4 to 2-1/2 percent and anticipates that ongoing increases in the target range will be appropriate. In addition, the Committee will continue reducing its holdings of Treasury securities and agency debt and agency mortgage-backed securities, as described in the Plans for Reducing the Size of the Federal Reserve’s Balance Sheet that were issued

in May. The Committee is strongly committed to returning inflation to its 2 percent objective.

- At its September 21, 2022 meeting, the Committee decided to raise the target range for the federal funds rate to 3 to 3-1/4 percent and anticipates that ongoing increases in the target range will be appropriate. In addition, the Committee will continue reducing its holdings of Treasury securities and agency debt and agency mortgage-backed securities, as described in the Plans for Reducing the Size of the Federal Reserve's Balance Sheet that were issued in May. The Committee is strongly committed to returning inflation to its 2 percent objective.
- At its November 2, 2022 meeting, the Committee decided to raise the target range for the federal funds rate to 3-3/4 to 4 percent and anticipates that ongoing increases in the target range will be appropriate in order to attain a stance of monetary policy that is sufficiently restrictive to return inflation to 2 percent over time. In addition, the Committee will continue reducing its holdings of Treasury securities and agency debt and agency mortgage-backed securities, as described in the Plans for Reducing the Size of the Federal Reserve's Balance Sheet that were issued in May. The Committee is strongly committed to returning inflation to its 2 percent objective.
- At its December 14, 2022 meeting, the Committee decided to raise the target range for the federal funds rate to 4-1/4 to 4-1/2 percent. The Committee anticipates that ongoing increases in the target range will be appropriate in order to attain a stance of monetary policy that is sufficiently restrictive to return inflation to 2 percent over time. In determining the pace of future increases in the target range, the Committee will take into account the cumulative tightening of monetary policy, the lags with which monetary policy affects economic activity and inflation, and economic and financial developments. In addition, the Committee will continue reducing its holdings of Treasury securities and agency debt and agency mortgage-backed securities, as described in the Plans for Reducing the Size of the Federal Reserve's Balance Sheet that were issued in May. The Committee is strongly committed to returning inflation to its 2 percent objective.
- **At its February 1, 2023 meeting, the Committee decided to raise the target range for the federal funds rate to 4-1/2 to 4-3/4 percent. The Committee anticipates that ongoing increases in the target range will be appropriate in order to attain a stance of monetary policy that is sufficiently restrictive to return inflation to 2 percent over time. In determining the extent of future increases in the target range, the Committee will take into account the cumulative tightening of monetary policy, the lags with which monetary policy affects economic activity and inflation, and economic and financial developments. In addition, the Committee will continue reducing its holdings of Treasury securities and agency debt and agency mortgage-backed securities, as described in its previously announced plans. The Committee is strongly committed to returning inflation to its 2 percent objective.**

We continue to monitor all aspects of our portfolio and the interest rate markets, in consultation with our investment advisor, the RedTree Investment Group.

Market Updates for January include:

- The past month offered many of the same themes, while we saw stock indices rise considerably after a rough 2022.
- The Federal Reserve slowed their pace of interest rate increases in early February to 0.25% from 0.50%.
- Interest rates are still expected to rise to 5.00% in 2023, which is dependent on inflation data.

Operating Portfolio activity summary comments for this month include:

- January was focused on raising funds for liquidity purposes, we did purchase one longer term CD with a yield above 4.50%.
- There is ample liquidity built into the portfolio to meet any withdrawal needs.

3. Other Local Revenue:

- \$115,137 or 8.5% more than prior year which is primarily due to \$62,878 higher prescription drug rebates, \$40,405 higher tuition payments, and \$41,616 higher rentals this FYTD vs the prior year, combined with a Forfeited Land Sale proceeds distribution payment of \$55,361 from the County received in November 2022, partially offset by \$92,378 less property tax valuation settlement payments this FYTD vs the prior year;
- 52.3% of estimated amount received this year vs. 52.5% last year;
- \$400,726 or 37.7% above budget for YTD; but only
- \$150,000 above budget as projected through the end of the fiscal year.

4. State Foundation:

- \$1.1 million or 11.1% less than prior year, due to the initial large “catch-up” Ohio Fair School Funding payment received in January 2022 for the general funding portions of the State Foundation payments under the new funding plan.
- Fiscal 2023 is the second year under the new State biennial budget’s Ohio Fair School Funding plan;
- Normally, State Foundation payments are merely estimates until the ADM counts are finalized and adjusted starting in January.
- 59.6% of estimated amount received this year vs. 62.0% last year;
- \$184,716 or 2.1% above budget for YTD; and
- \$245,000 above budget as projected through the end of the fiscal year.

5. Homestead Exemption & Rollback (HERB):

- \$7,767 or 0.2% less than prior year;
- 50.0% of estimated amount received this year vs. 50.0% last year;
- \$7,767 or 0.2% below budget for YTD; and
- \$8,000 below budget as projected through the end of the fiscal year.

6. Other State Revenue:

- \$345,507 or 27.3% less than prior year, due to the initial large “catch-up” Ohio Fair School Funding payment received in January 2022 for the restricted portions of the State Foundation payments under the new funding plan. The categories include Student Wellness & Success Funds, English Language Learners, Career Tech Education, Gifted Supplement, and the Disadvantaged Pupil Impact Aid.
- 36.1% of estimated amount received this year vs. 92.9% last year;
- \$40,806 or 4.2% below budget for YTD; but
- \$69,000 below budget as projected through the end of the fiscal year.

7. Federal Receipts:

- \$357,788 more receipts this fiscal YTD than last due to the receipt in November 2022 of the final settlement of the Fiscal 2020 Medicaid cost reimbursement report, which was delayed from June 2022.
- 46.7% of estimated amount received this year vs. 9.0% last year;
- \$15,459 or 3.8% below budget for YTD; but
- \$13,000 above budget as projected through the end of the fiscal year.

8. Total Revenue:

- \$3.6 million or 6.3% less than prior year;
- Variance due primarily to \$3.1 million decrease in Real Estate Tax advances received in January this year combined with a \$1.1 million decrease in State Foundation and a \$0.3 million decrease in Other State revenues due to large “catch-up” Fair School Funding payment received in January 2022, partially offset by increases in Investment Earnings, Other Local, and Federal revenues.
- 52.8% of estimated amount received this year vs. 58.5% last year;
- \$1.7 million or 3.0% below budget for YTD, but
- \$0.5 million or 0.48% above budget (excluding timing differences) as projected through the end of the fiscal year.

EXPENDITURES

9. Salaries & Wages:

- Payrolls averaged \$2,566,550 YTD this year vs. \$2,483,633 for prior YTD, for a 3.3% increase from last year’s payrolls for the same number of year-to-date pay dates;
- Excluding sick leave severance payments, increase of 3.9% from prior year;
- Overall change reflects cumulative effect of contractual and step increases, retirements and replacements that went into effect over the last 12 months as well as timing of supplemental contract payments;
- YTD total salaries and wages (including severance payments) are \$1.4 million or 3.9% above prior year, different from above % due to timing of grant fund chargebacks;
- Total salaries charged to the ESSER’s Fund 507 amount to \$188,038 for January and \$1,215,613 this FYTD;
- \$89,862 or 0.2% below budget for YTD; but only
- \$12,000 below budget as projected through the end of the fiscal year.
- Variance due to reasons listed above and below;
- Classified overtime paid in January 2023 was \$35,503 more than January 2022, while the cumulative YTD payments totaled \$228,250 more than the prior YTD;
- Classified temporary wages this YTD are \$16,523 less than last YTD, while certified temporary wages this YTD are \$15,128 more than prior YTD, for a combined net \$1,395 less this YTD;
- Sick leave severance payments decreased by \$157,581 or 25.1% to \$469,500 through this YTD from \$627,081 for prior YTD;
- Amount and timing of such payments vary from year to year depending on number of retirements.

10. Fringe Benefits:

- \$836,487 or 7.2% more than prior YTD, primarily due to health insurance increases;
- \$33,401 or 0.3% below budget for YTD; but
- \$137,150 above budget as projected through the end of the fiscal year.

11. Purchased Services:

- \$0.9 million or 14.1% more than prior YTD, including \$20,242 less for utilities, \$160,355 less for out-of-district tuition, \$387,943 more for pupil transportation, \$289,043 more for repairs & maintenance, and \$400,695 more for all other purchased services.
- \$0.6 million or 9.7% above budget for YTD; but only
- \$0.4 million above budget as projected through the end of the fiscal year.

12. Textbooks, Materials & Supplies:

- \$311,817 or 15.1% more than prior YTD;
- \$192,073 or 8.8% above budget for YTD; but only
- \$100,000 above budget as projected through the end of the fiscal year.

13. Capital Outlay:

- \$38,241 or 5.2% less than prior YTD;
- \$384,983 or 35.8% below budget for YTD; but only
- \$175,000 below budget as projected through the end of the year.

14. Other Expenses:

- \$103,075 or 8.2% more than prior YTD;
- \$58,924 or 4.5% above budget for YTD; but
- \$-0- above budget as projected through the end of the fiscal year.

15. Transfers & Advances Out:

- \$15,000 or 6.4% more than prior YTD;
- \$5,000 or 2.0% below budget for YTD; and
- \$5,000 below budget as projected through the end of the fiscal year.

16. Total Expenditures:

- \$3.5 million or 6.1% more than prior YTD;
- Variance due to routine cost increases including salary adjustments due to steps, combined with timing differences in some of the various expense categories;
- \$0.4 million or 0.6% above budget for YTD; and
- \$0.4 million or 0.41% above budget as projected through the end of the fiscal year.
- Outstanding Encumbrances current month-end total of \$13.7 million, which includes \$4.4 million for Professional & Technical Services, \$1.2 million for Repairs & Maintenance, \$0.8 million for utilities, \$1.8 million for out-of-district tuition, \$0.4 million for Pupil Transportation; \$2.8 million for Textbooks, Materials & Supplies; \$1.4 million for Capital Outlay; and \$0.2 million for Other Expenses, total \$36,762 less than prior year, primarily due to timing of encumbrances and payments.
- Encumbrance variance primarily attributable to \$0.8 million increase in Professional & Technical Services; \$0.02 million increase in Repairs & Maintenance; \$0.3 million decrease in Utilities; \$0.1 million decrease in Out-of-District Tuition; \$0.04 million decrease in Pupil Transportation; \$0.5 million decrease in Textbooks, Materials & Supplies; \$0.1 million increase in Capital Outlay; and \$0.04 million increase in Other Expenses.

B. CASH BALANCES

- 1. Cash Balance:** Cash balance reflects a decrease of \$2.3 million from that of one year ago. This is due to the \$4.7 million higher beginning of year balance, decreased by the \$7.0 million larger excess of expenditures over revenues (or deficit) for the current YTD vs. the prior YTD.
- 2. Cash Deficits - Grant Funds:** The following cash deficits are due to a delay in the receipt of state or federal fund cash requests from the State: Fund 507 - \$250,648; Fund 516 - \$117,730; Fund 551 - \$835; Fund 572 - \$127,132; Fund 587 - \$1,960; and Fund 590 - \$19,849.

C. OTHER ITEMS

1. Forms W-2 and 1099 Statements:

In compliance with federal law, the District issued in January 1,254 (1,224 in the year before) Forms W-2 and 202 (168 the year before) Forms 1099, Miscellaneous Earnings Statements. W-2's are required to be issued for all employees who earned wages during calendar year 2022 including all substitute employees. 1099's are required to be issued for all accounting payments in excess of \$600 for services rendered that were made to non-corporate entities during calendar year 2022.

2. Casino Revenue:

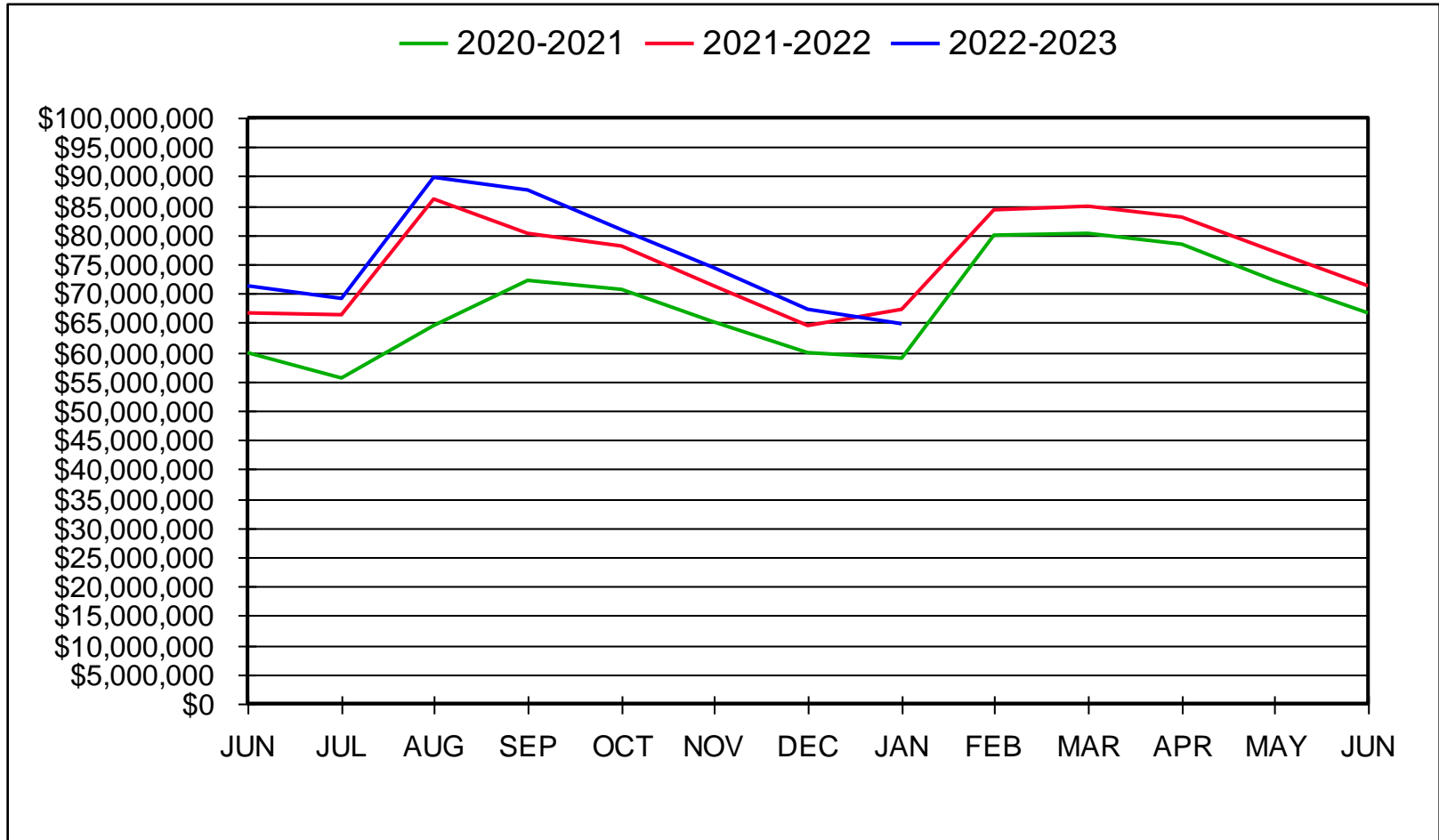
Included in January receipts was the District's share of the semi-annual casino tax distribution to school districts. \$139,064 (\$144,515 in the prior year) was received by the District in January, and is included in line 10, Other State revenue on the financial summary in Section 4 of this monthly financial report. The decrease from the January 2022 amount is due to a slightly lower estimated per pupil payment amount (est. \$30.90 vs \$31.82) and an estimated lower pupil count (est. 4,500 vs 4,541). Such payments are distributed to school districts twice per year in January and August. The amount of such payments is contingent upon the amount of the gross casino revenue (gross revenue net of payments to winners) during the previous six-month period. The District has received \$288,711 or a blended estimated \$63.97 per pupil in Fiscal 2023, as compared to \$286,752, or a blended \$62.71 per pupil in Fiscal 2022.

3. Submission of Excess Costs SF-6 Billing Report for Fiscal 2022:

At the end of January, the Treasurer's office submitted to ODE the annual Excess Costs SF-6 billing report for Fiscal 2022. The SF-6 is a mechanism for the District to obtain reimbursement from other school districts for excess costs incurred by us to educate students with special needs that are court-placed in a residence within the Shaker School District. While the number of students submitted increased slightly from 27 for Fiscal 2021 to 31 for Fiscal 2022, the total submitted for reimbursement amounted to only \$180,653, a \$57,455 decrease from the Fiscal 2021 submission of \$238,108. The amount varies from year-to-year due to mobility of the students and cost structures, however, the implementation of the Ohio Fair School Funding Plan in Fiscal 2022 had a positive impact to the District's Foundation funding received, thereby resulting in a lesser amount of excess cost reimbursement from the other districts for those students.

2. CHARTS

SHAKER HEIGHTS CITY SCHOOL DISTRICT GENERAL FUND CASH BALANCE



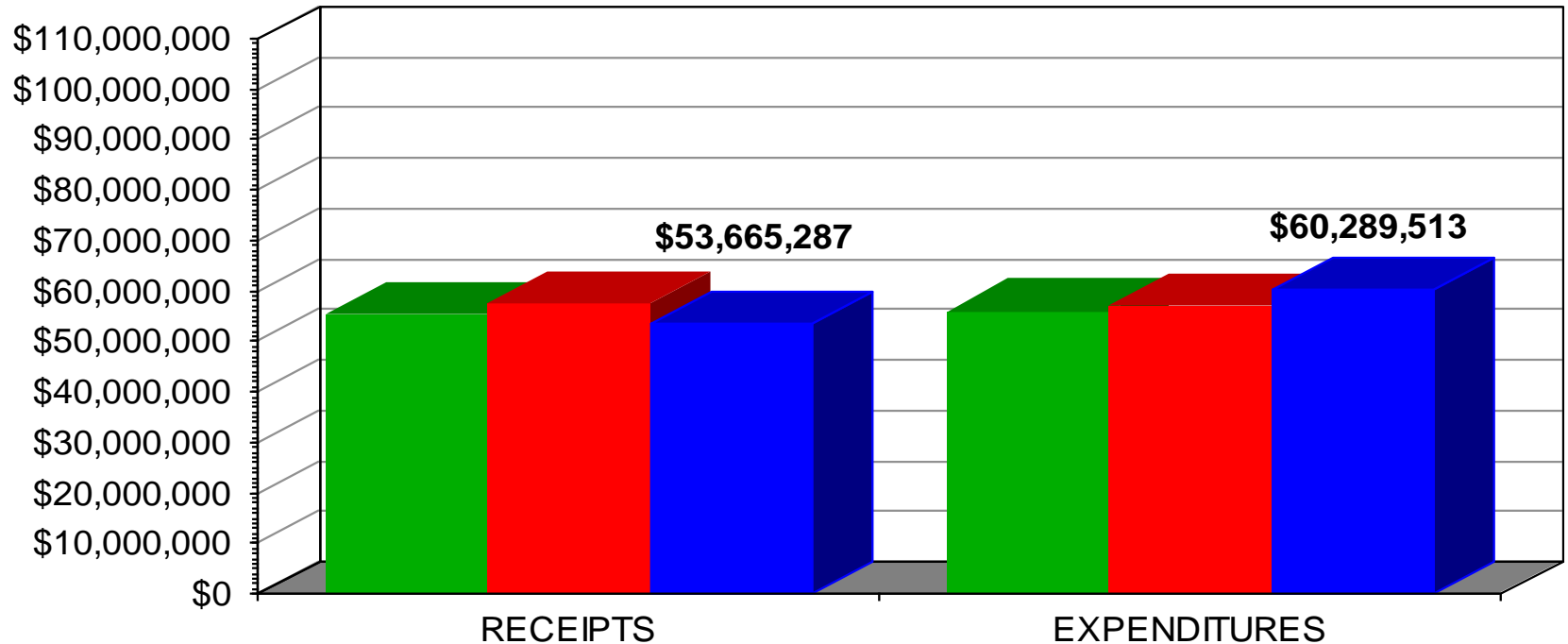
January 31, 2023

SHAKER HEIGHTS CITY SCHOOL DISTRICT

GENERAL FUND

(Fiscal Year to Date)

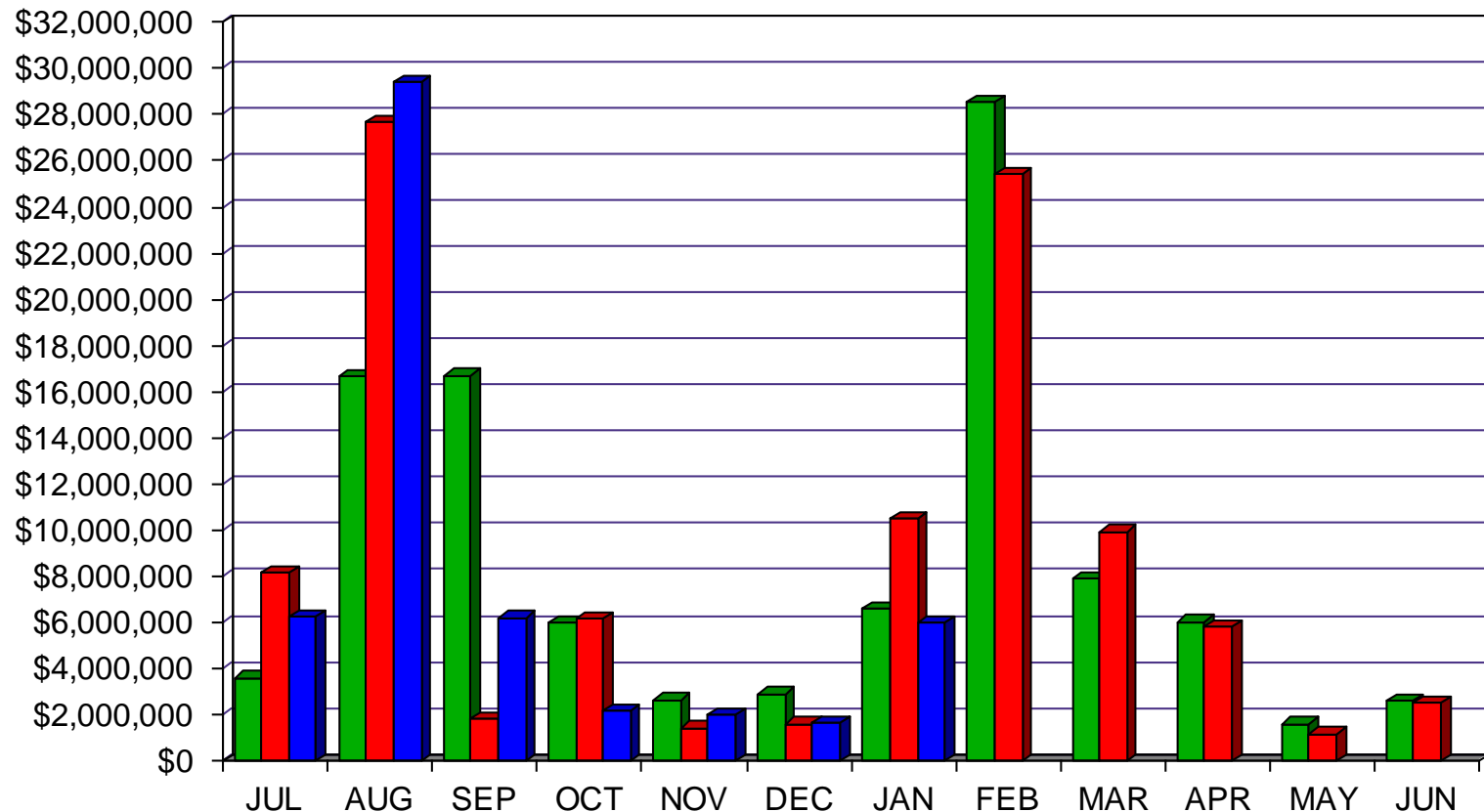
■ 2020-2021 ■ 2021-2022 ■ 2022-2023



January 31, 2023

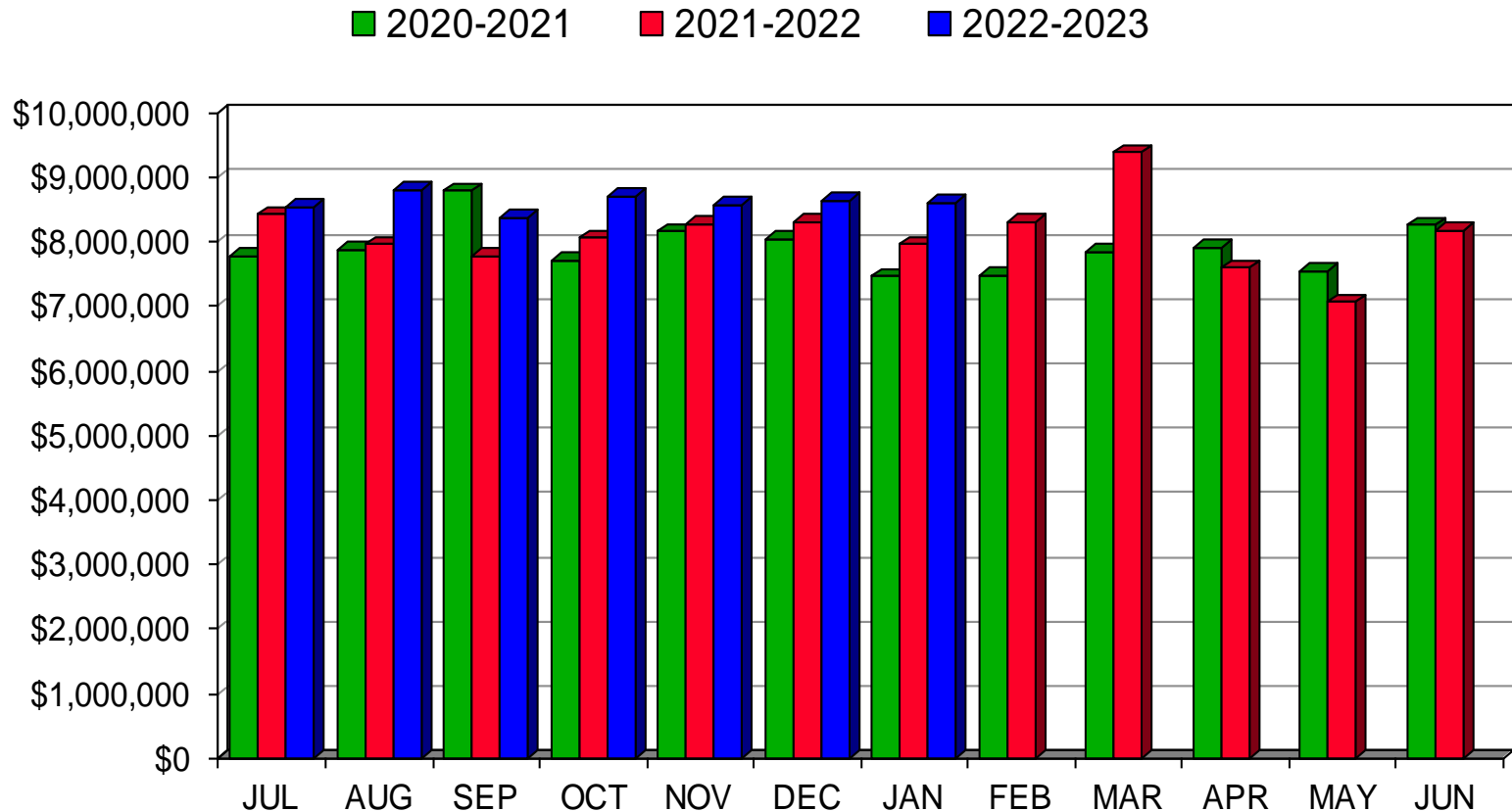
SHAKER HEIGHTS CITY SCHOOL DISTRICT GENERAL FUND RECEIPTS

■ 2020-2021 ■ 2021-2022 ■ 2022-2023



January 31, 2023

SHAKER HEIGHTS CITY SCHOOL DISTRICT GENERAL FUND EXPENDITURES



January 31, 2023

3. CONSOLIDATED INVESTMENT PORTFOLIO



	Total Investments	Average Yield	Average Maturity
--	-------------------	---------------	------------------

RedTree Investment Account - Operations:

U.S. Government Agency Notes	\$ 34,580,764.15	1.32%	1.91 yrs
Commercial Paper	\$ 14,620,331.67	3.89%	0.28 yrs
Certificates of Deposit	\$ 10,627,689.35	2.57%	1.24 yrs
Variable Rate U.S. Agency Notes	\$ 530,000.00	1.09%	3.02 yrs
U.S Treasury Notes	\$ 11,752,598.83	1.69%	1.26 yrs
Municipal Bonds	\$ 4,755,961.45	1.36%	1.67 yrs
Money Market Fund	\$ 21,728.11	4.2%	1 day
Total Portfolio	\$ 76,889,073.56	2.07%	1.38 yrs

Cash

Star Ohio - General	\$ 2,142,937.94	4.62%	1 day
Huntington Operating	\$ 1,936,596.17	0.05%	1 day
Total Portfolio	\$ 80,968,607.67	2.06%	1.33 yrs



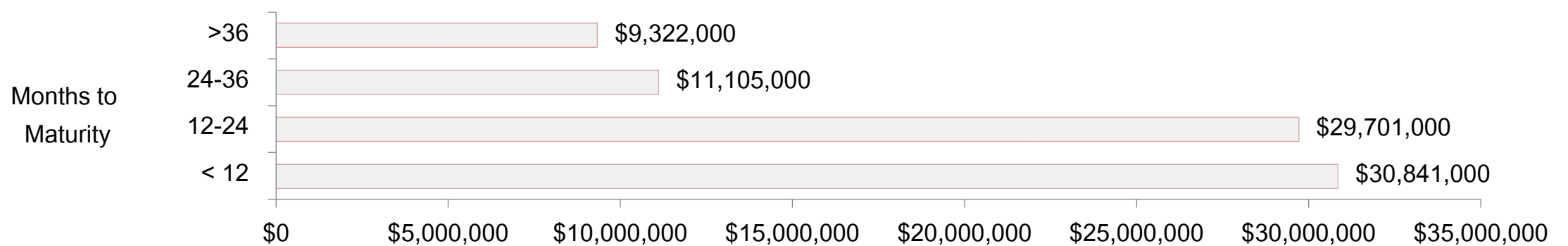
Market Update

- The past month offered many of the same themes, while we saw stock indices rise considerably after a rough 2022.
- The Federal Reserve slowed their pace of interest rate increases in early February to 0.25% from 0.50%
- Interest rates are still expected to rise to 5.00% in 2023, which is dependent on inflation data.

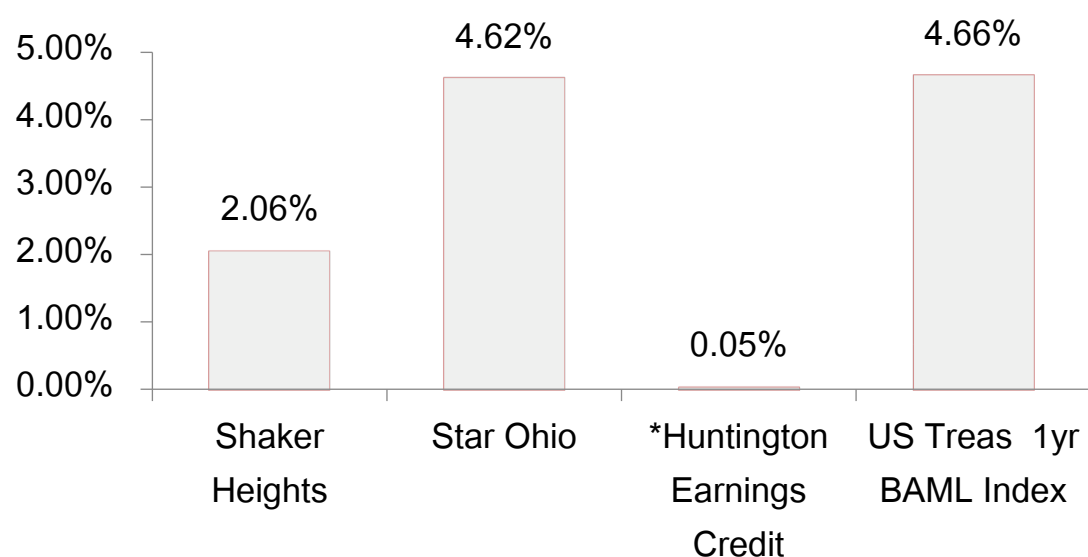
Operating Portfolio: Summary of Monthly Activity

- January was focused on raising funds for liquidity purposes, we did purchase one longer term CD with a yield above 4.50%.
- There is ample liquidity built into the portfolio to meet any withdrawal needs.

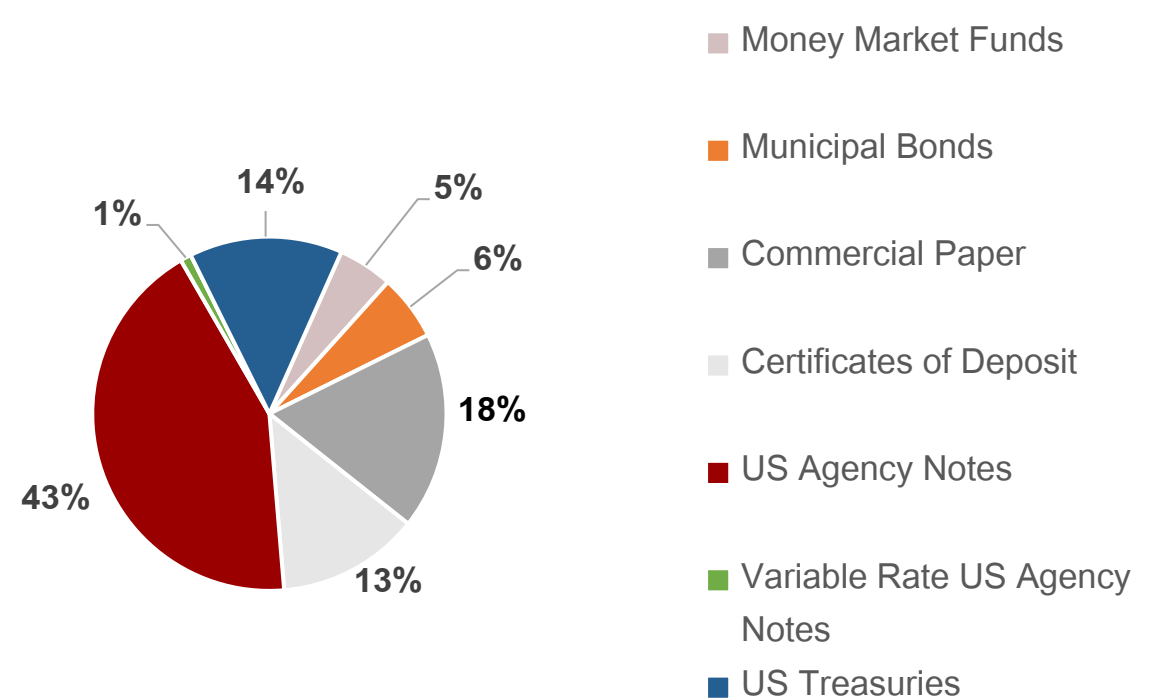
Maturity Distribution



Yield Comparison



Investment Allocation



*Earnings credit to offset bank charges; does not pay actual interest



Shaker
Heights
Schools

Monthly Investment Report

January 31, 2023



REDTREE
INVESTMENT GROUP

Redeemed Securities : Sales, Calls, and Maturities

Security	Maturity Date	CUSIP	Date	Original Cost Basis	Income Received
Lloyds Bank (Sale)	4/28/2023	53948BRU5	1/12/2023	\$325,326.28	\$4,125.82
Societe Generale (Sale)	4/25/2023	83369CRR7	1/12/2023	\$1,479,185.41	\$16,529.16
Total Redeemed Securities				\$1,804,511.69	\$20,654.98

Purchased Securities

Security	Maturity Date	CUSIP	Date	Cost Basis	Projected Annual Income
INB NA, IL	1/6/2025	44989FAB5	1/6/2023	\$248,875.50	\$11,329.50
Total Security Purchases				\$248,875.50	\$11,329.50

Interest Earnings Received

Asset Class	Total Income Received
Cash (Star Ohio/Huntington)	\$9,989.43
Money Market Funds	\$4,044.22
Certificates of Deposit	\$21,752.61
Commercial Paper	\$20,654.98
U.S. Treasury Notes	\$10,500.00
Municipal Bonds	\$3,250.00
U.S. Agency Notes	\$13,625.00
Total Interest Earnings for the period	\$83,816.24

Realized Gains and Losses

Security	CUSIP	Realized Gain/Loss
N/A for January		
Total Realized Gains and Losses for the period		\$0.00



RedTree Investment Group
Portfolio Holdings Report
Shaker Heights City Schools
US Bank Custodian Acct Ending x71036
January 31, 2023



Quantity	CUSIP	Security	Coupon	Maturity Date	Call Date	Trade Date	Cost Basis	Market Value	Yield at Cost	Wtd Maturity
U.S. GOVERNMENT AGENCY NOTES										
500,000	3130ANDP2	Federal Home Ln Bank	0.25	08-18-23	02-18-23	08-18-21	500,000.00	487,263.00	0.25	0.54
800,000	3133EMHL9	Federal Farm Credit Bank	0.31	11-30-23	02-15-23	08-23-21	800,000.00	770,235.51	0.31	0.81
1,000,000	3137EAF2	Federal Home Ln Mtg	0.25	12-04-23		04-13-21	998,770.00	962,674.51	0.30	0.82
1,255,000	3130A0F70	Federal Home Ln Bank	3.37	12-08-23		08-18-22	1,253,280.65	1,239,943.34	3.48	0.83
1,000,000	3130AMT36	Federal Home Ln Bank	0.25	12-29-23	03-29-23	06-29-21	1,000,000.00	958,993.91	0.25	0.89
1,500,000	3130A0XE5	Federal Home Ln Bank	3.25	03-08-24		08-16-22	1,497,675.00	1,475,400.67	3.35	1.06
400,000	3130ALSG0	Federal Home Ln Bank	0.25	03-08-24		05-21-21	399,444.00	380,491.77	0.30	1.08
1,800,000	3130ALJ70	Federal Home Ln Bank	0.40	03-12-24	03-12-23	03-11-21	1,800,000.00	1,715,145.52	0.40	1.09
530,000	3130AN5N6	Federal Home Ln Bank	0.50	04-29-24	04-29-23	07-29-21	530,000.00	503,052.51	0.50	1.21
1,000,000	3133EMGF3	Federal Farm Credit Bank	0.35	05-16-24	02-15-23	11-19-20	998,250.00	945,415.84	0.40	1.26
500,000	3130ASYT0	Federal Home Ln Bank	3.51	05-28-24	08-28-23	08-30-22	500,000.00	492,006.77	3.51	1.26
2,000,000	3130ANMM9	Federal Home Ln Bank	0.54	08-26-24	02-26-23	08-26-21	2,000,154.00	1,877,215.12	0.54	1.53
1,000,000	3130AMFP2	Federal Home Ln Bank	0.50	08-27-24	02-27-23	05-26-21	1,000,000.00	937,933.17	0.50	1.53
500,000	3134GXQ49	Federal Home Ln Mtg	3.75	08-28-24	02-28-23	08-30-22	500,000.00	492,180.49	3.75	1.49
1,000,000	3130AMQY1	Federal Home Ln Bank	0.50	09-23-24	03-23-23	06-23-21	1,000,000.00	935,656.84	0.50	1.60
525,000	3130ANX88	Federal Home Ln Bank	0.50	09-27-24	03-27-23	09-27-21	524,842.50	491,043.30	0.51	1.61
1,500,000	3130ALTH7	Federal Home Ln Bank	0.51	09-30-24	03-30-23	03-26-21	1,500,000.00	1,402,861.17	0.51	1.62
345,000	3130APH65	Federal Home Ln Bank	0.61	10-25-24	04-25-23	10-25-21	345,000.00	322,513.59	0.61	1.69
750,000	3130APQ81	Federal Home Ln Bank	1.00	11-08-24	03-08-23	11-08-21	750,000.00	705,409.74	1.00	1.72
1,000,000	3135G06E8	Federal Natl Mtg Assoc	0.42	11-18-24	02-18-23	11-18-20	998,250.00	930,001.86	0.46	1.75
1,000,000	3130AN5H9	Federal Home Ln Bank	0.70	01-22-25	04-22-23	07-22-21	1,000,000.00	929,607.22	0.70	1.92
1,500,000	3130ANP61	Federal Home Ln Bank	0.68	02-26-25	02-26-23	08-26-21	1,500,000.00	1,390,517.37	0.68	2.01
650,000	3133EMXS6	Federal Farm Credit Bank	0.72	04-28-25	02-15-23	08-26-21	650,000.00	600,500.09	0.72	2.18
850,000	3130ANAY6	Federal Home Ln Bank	0.70	04-29-25	04-29-23	07-29-21	849,872.50	784,853.31	0.70	2.18
1,200,000	3133ELC28	Federal Farm Credit Bank	0.73	05-27-25	02-15-23	08-31-21	1,200,000.00	1,106,597.47	0.73	2.26
400,000	3130ANTF7	Federal Home Ln Bank	0.70	06-16-25	03-16-23	09-16-21	400,000.00	367,847.92	0.70	2.31
500,000	3134GXE34	Federal Home Ln Mtg	4.05	07-25-25	02-25-23	07-25-22	500,000.00	492,227.36	4.05	2.33
600,000	3130ASVZ9	Federal Home Ln Bank	4.00	08-22-25	02-22-23	08-30-22	600,000.00	590,168.70	4.00	2.36
600,000	3134GXS21	Federal Home Ln Mtg	3.80	08-25-25	08-25-23	08-25-22	600,000.00	588,355.47	3.80	2.38
1,400,000	3134GWZV1	Federal Home Ln Mtg	0.65	10-22-25	04-22-23	10-23-20	1,400,000.00	1,273,570.16	0.65	2.65
1,400,000	3130ALCV4	Federal Home Ln Bank	0.75	02-24-26	02-24-23	02-23-21	1,400,000.00	1,260,133.21	0.75	2.96
1,400,000	3130AKZ25	Federal Home Ln Bank	0.65	02-26-26	02-26-23	02-24-21	1,400,000.00	1,255,973.75	0.65	2.97
500,000	3130AMSS2	Federal Home Ln Bank	1.05	06-30-26	03-30-23	06-30-21	500,000.00	451,796.68	1.05	3.29
1,000,000	3133ENF96	Federal Farm Credit Bank	3.96	08-17-26	08-17-23	08-17-22	1,000,000.00	976,745.70	3.96	3.21
500,000	3133ENH45	Federal Farm Credit Bank	3.12	08-24-26		08-24-22	497,013.00	486,881.40	3.29	3.29
500,000	3130ANNP1	Federal Home Ln Bank	1.10	08-24-26	02-24-23	08-30-21	500,000.00	449,780.44	1.10	3.41
500,000	3130ANQD5	Federal Home Ln Bank	1.37	08-26-26		08-26-21	504,985.00	458,776.77	1.17	3.41
435,000	3130ANXU9	Federal Home Ln Bank	1.00	09-30-26	03-30-23	09-30-21	435,000.00	389,337.83	1.00	3.52
500,000	3130AT3P0	Federal Home Ln Bank	5.00	09-14-27	02-14-23	09-28-22	500,000.00	495,049.95	5.00	4.01
250,000	3133ENL99	Federal Farm Credit Bank	3.37	09-15-27		09-15-22	248,227.50	245,203.71	3.53	4.18
	Accrued Interest							145,291.87		
							34,580,764.15	32,764,655.05	1.32	1.91
VARIABLE RATE U.S. AGENCY NOTES										
530,000	3130ALKB9	Federal Home Ln Bank	0.75	03-17-26	03-17-23	03-17-21	530,000.00	484,281.38	1.09	3.02
	Accrued Interest							1,479.58		
							530,000.00	485,760.96	1.09	3.02
MUNICIPAL BONDS										
170,000	668571FC1	Northwood LSD, OH GO		07-15-23		09-01-20	165,061.50	166,394.30	1.05	0.45
300,000	531677PC0	Licking Heights LSD, OH GO	0.71	12-01-23		08-01-20	300,000.00	290,904.00	0.71	0.82
525,000	560058X61	Mahoning County, OH GO	2.00	12-01-23		09-14-20	545,795.25	521,262.00	0.75	0.82
100,000	715093HY9	Perrysburg EVSD, OH GO		12-01-23		03-16-22	97,154.00	96,303.00	1.72	0.81
430,000	960470NV0	Westlake CSD, OH GO	0.35	12-01-23		10-19-21	430,000.00	415,878.80	0.35	0.82
150,000	117529FE2	Bryan CSD, OH GO	2.00	01-01-24		10-05-20	157,071.00	149,139.00	0.53	0.90
475,000	199492R50	City of Columbus, OH GO	0.37	04-01-24		02-17-21	475,000.00	450,922.25	0.37	1.14
200,000	668571FD9	Northwood LSD, OH GO		07-15-24		09-01-20	190,886.00	186,780.00	1.24	1.36
210,000	530336DU7	Liberty Center LSD, OH GO		11-01-24		08-01-20	200,134.20	194,497.80	1.17	1.62

Disclosures:

RedTree's internal accounting system is used as the source of the market value of this account. Although obtained from a source believed to be reliable, we cannot guarantee its accuracy. You should review all account statements provided by the custodian and compare with the statements provided by RedTree.

Questions? Call 888.596.2293 or email info@redtreeinv.com



RedTree Investment Group
Portfolio Holdings Report
Shaker Heights City Schools
US Bank Custodian Acct Ending x71036
January 31, 2023



Quantity	CUSIP	Security	Coupon	Maturity Date	Call Date	Trade Date	Cost Basis	Market Value	Yield at Cost	Wtd Maturity
700,000	677581JB7	State of Ohio, OH REV	0.52	12-15-24		06-08-21	700,000.00	648,487.00	0.52	1.82
175,000	117529FF9	Bryan CSD, OH GO	2.00	01-01-25		10-05-20	184,859.50	171,648.75	0.65	1.86
1,310,000	199492Y94	City of Columbus, OH GO	3.12	04-01-26		05-17-22	1,310,000.00	1,265,761.30	3.12	2.95
	Accrued Interest							17,564.24		
							4,755,961.45	4,575,542.44	1.36	1.67
U.S. TREASURY NOTES										
565,000	91282CBU4	US Treasury Note	0.12	03-31-23		07-13-21	564,095.12	560,963.07	0.22	0.16
945,000	91282CCU3	US Treasury Note	0.12	08-31-23		09-24-21	942,563.67	920,230.60	0.26	0.56
400,000	9128285U0	US Treasury Note	2.62	12-31-23		06-30-22	397,343.75	392,359.20	3.08	0.89
1,500,000	912828W48	US Treasury Note	2.12	02-29-24		08-05-22	1,476,562.50	1,458,691.50	3.15	1.04
1,000,000	91282CBR1	US Treasury Note	0.25	03-15-24		08-09-21	997,929.69	951,797.00	0.33	1.09
400,000	91282CEG2	US Treasury Note	2.25	03-31-24		06-28-22	394,765.62	388,875.20	3.02	1.12
3,380,000	91282CBV2	US Treasury Note	0.37	04-15-24		06-30-21	3,375,432.81	3,211,263.64	0.42	1.17
500,000	91282CEK3	US Treasury Note	2.50	04-30-24		07-25-22	493,378.91	486,933.50	3.28	1.20
350,000	91282CEX5	US Treasury Note	3.00	06-30-24		06-30-22	349,507.81	342,480.60	3.07	1.36
1,050,000	91282CFG1	US Treasury Note	3.25	08-31-24		08-31-22	1,047,949.22	1,030,640.10	3.35	1.50
530,000	9128283D0	US Treasury Note	2.25	10-31-24		04-12-22	524,161.72	511,180.76	2.70	1.68
705,000	9128284Z0	US Treasury Note	2.75	08-31-25		08-31-22	692,579.88	682,996.24	3.37	2.43
500,000	91282CCZ2	US Treasury Note	0.87	09-30-26		09-30-21	496,328.13	450,332.00	1.03	3.53
	Accrued Interest							54,511.26		
							11,752,598.83	11,443,254.69	1.69	1.26
CERTIFICATES OF DEPOSIT										
246,000	88413QCH9	Third Federal Savings & Loan, OH	2.80	02-28-23		03-01-19	245,532.60	245,727.19	2.85	0.08
246,000	359899AE1	Fulton Bank, PA	2.85	03-07-23		02-22-19	245,569.50	245,667.65	2.90	0.09
249,000	20033AS23	Comenity Capital Bank, UT	2.85	03-15-23		03-04-19	248,564.25	248,566.24	2.91	0.12
248,000	063248KR8	Bank Leumi USA, NY	1.45	03-31-23		03-23-20	247,628.00	246,820.26	1.50	0.16
249,000	56065GAN8	MainStreet Bank, VA	0.25	03-31-23		03-25-21	248,962.65	247,307.05	0.26	0.16
246,000	61760AYA1	Morgan Stanley Private Bank, NY	2.75	04-04-23		03-26-19	245,508.00	245,288.81	2.80	0.17
249,000	03753XBM1	Apex Bank, TN	0.80	05-08-23		05-08-20	248,751.00	246,489.83	0.84	0.27
249,000	27004PBQ5	Eaglemark Savings Bank, NV	0.20	05-19-23		05-18-21	248,875.50	245,795.87	0.23	0.29
249,000	06426KBC1	Bank of New England, NH	2.55	05-23-23		05-06-19	248,526.90	247,450.22	2.61	0.30
249,000	32112UDW8	First Natl Bank of McGregor, TX	0.55	05-26-23		05-26-20	248,626.50	245,816.78	0.60	0.31
249,000	33847E4N4	Flagstar Bank FSB, MI	0.20	06-16-23		06-16-21	248,925.30	244,950.01	0.22	0.36
247,000	06654BCF6	Bankwell Bank, CT	0.50	07-03-23		06-30-20	246,938.25	242,786.18	0.51	0.41
249,000	47804GGU1	John Marshall Bank, VA	0.25	08-03-23		09-03-21	248,937.75	243,527.48	0.26	0.50
249,000	29367SJS4	Enterprise Bank & Trust, MO	1.80	11-08-23		10-23-19	249,000.00	243,529.97	1.81	0.75
249,000	15118RTE7	Celtic Bank, UT	1.80	12-27-23		12-13-19	248,937.75	242,525.50	1.81	0.88
249,000	59013KES1	Merrick Bank, UT	1.85	12-29-23		01-02-20	248,564.25	242,576.55	1.90	0.88
246,000	38148P5B9	Goldman Sachs Bank USA, NY	3.10	02-13-24		02-14-19	245,926.20	241,945.67	3.11	0.99
246,000	856285PG0	State Bank of India, NY	3.15	02-28-24		03-01-19	245,508.00	241,915.17	3.20	1.03
249,000	05465DAJ7	Axos Bank, CA	1.60	03-26-24		03-18-20	249,000.00	240,224.99	1.61	1.12
249,000	90348JJQ4	UBS Bank USA, UT	2.90	04-03-24		03-18-19	248,352.60	243,777.97	2.97	1.13
246,000	14042TAP2	Capital One Bank USA, Glen Allen, VA	2.65	05-22-24		05-21-19	244,856.10	239,573.99	2.75	1.25
246,000	254673J72	Discover Bank, DE	3.10	06-28-24		06-28-22	245,754.00	240,604.48	3.15	1.35
246,000	14042RSH5	Capital One, NA, Mclean, VA	3.30	07-01-24		06-29-22	245,754.00	241,243.59	3.35	1.36
245,000	795451BP7	Sallie Mae Bank, UT	3.30	07-08-24		07-07-22	244,755.00	240,206.33	3.34	1.38
245,000	07371DCC9	Beal Bank, NV	3.05	07-10-24		07-11-22	244,816.25	239,324.57	3.09	1.38
249,000	89235MLF6	Toyota Financial Savings Bank, NV	0.55	08-05-24		08-05-21	248,626.50	234,013.69	0.60	1.47
249,000	87165ET80	Synchrony Bank, UT	0.55	09-03-24		09-03-21	248,626.50	233,343.38	0.60	1.54
245,000	69478QGQ7	Pacific Premier Bank, CA	3.45	09-09-24		09-09-22	244,755.00	240,281.79	3.50	1.51
249,000	9497632V7	Wells Fargo Bank, SD	4.50	10-21-24		10-20-22	248,751.00	248,169.09	4.56	1.62

Disclosures:

RedTree's internal accounting system is used as the source of the market value of this account. Although obtained from a source believed to be reliable, we cannot guarantee its accuracy. You should review all account statements provided by the custodian and compare with the statements provided by RedTree.

Questions? Call 888.596.2293 or email info@redtreeinv.com



RedTree Investment Group
Portfolio Holdings Report
Shaker Heights City Schools
US Bank Custodian Acct Ending x71036
January 31, 2023



Quantity	CUSIP	Security	Coupon	Maturity Date	Call Date	Trade Date	Cost Basis	Market Value	Yield at Cost	Wtd Maturity
244,000	05580AS21	BMW Bank of North America, UT	4.65	11-04-24		11-04-22	243,756.00	243,783.08	4.70	1.65
249,000	20786AET8	ConnectOne Bank, NJ	4.80	11-15-24		11-15-22	248,751.00	249,438.99	4.90	1.68
249,000	44989FAB5	INB NA, IL	4.55	01-06-25		01-06-23	248,875.50	248,367.79	4.62	1.81
249,000	07815ABE6	Bell Bank, ND	1.10	03-26-25		03-23-20	249,000.00	230,765.23	1.10	2.08
249,000	694231AC5	Pacific Enterprise Bank, CA	1.15	03-31-25		03-23-20	248,875.50	230,934.30	1.16	2.09
246,000	02589AC34	American Express Nat'l Bank, UT	2.55	04-07-25		04-06-22	245,631.00	235,250.05	2.60	2.07
246,000	61690UH60	Morgan Stanley Bank, UT	3.10	05-12-25		05-11-22	245,631.00	237,704.88	3.15	2.15
246,000	06740KQS9	Barclay's Bank, DE	3.05	06-02-25		06-02-22	245,815.50	237,245.60	3.08	2.21
245,000	02007GUZ4	Ally Bank, UT	3.25	07-07-25		07-07-22	244,448.75	237,077.19	3.33	2.30
249,000	23344RAF4	DR Bank, CT	3.45	09-09-25		09-09-22	248,688.75	241,595.24	3.52	2.43
249,000	06543PCZ6	Bank of the Valley, NE	4.00	09-30-25		09-30-22	248,626.50	244,879.55	4.09	2.47
244,000	319477AN5	First-Citizens B&T, NC	4.70	10-28-25		10-27-22	243,634.00	244,240.10	4.75	2.51
244,000	58404DQX2	Medallion Bank, UT	4.85	10-31-25		10-31-22	244,000.00	245,175.59	4.85	2.52
249,000	27002YFJ0	EagleBank, MD	4.40	12-23-25		12-22-22	248,626.50	247,291.61	4.50	2.66
Accrued Interest								45,259.06		
							10,627,689.35	10,468,458.57	2.57	1.24
COMMERCIAL PAPER										
500,000	63873KRQ2	Natixis NY		04-24-23		07-29-22	486,736.81	494,601.50	3.65	0.23
500,000	85324URQ8	Standard Chartered Bank		04-24-23		07-28-22	486,350.00	494,693.50	3.74	0.23
500,000	17327BRR8	Citigroup		04-25-23		07-29-22	486,500.00	494,456.00	3.70	0.23
670,000	53948BRU5	Lloyds Bank		04-28-23		08-08-22	652,134.26	662,360.66	3.75	0.24
1,000,000	62479MS12	MUFG Bank		05-01-23		08-08-22	973,400.00	988,115.00	3.70	0.25
1,635,000	83369CS13	Societe Generale		05-01-23		08-31-22	1,592,951.89	1,615,608.90	3.91	0.25
2,000,000	13608BS47	Canadian Imp Holdings		05-04-23		08-08-22	1,945,602.22	1,975,944.00	3.74	0.26
2,000,000	78015DS43	Royal Bank of Canada (RBC)		05-04-23		08-08-22	1,945,751.66	1,975,556.00	3.73	0.26
1,235,000	85324US53	Standard Chartered Bank		05-05-23		08-08-22	1,200,173.00	1,220,082.43	3.87	0.26
1,000,000	17327BS89	Citigroup		05-08-23		08-12-22	971,979.16	987,125.00	3.86	0.27
830,000	62479MSS3	MUFG Bank		05-26-23		08-31-22	805,655.18	817,394.79	4.06	0.31
1,000,000	89119BS56	TD USA		05-26-23		08-30-22	971,530.83	985,113.00	3.92	0.31
1,000,000	89233HSX3	Toyota Motor Credit		05-31-23		09-06-22	971,075.00	984,156.00	4.02	0.33
300,000	17327BTF2	Citigroup		06-15-23		10-04-22	290,538.50	294,436.80	4.62	0.37
500,000	89119BU38	TD USA		07-03-23		10-06-22	482,975.00	489,840.00	4.70	0.42
370,000	89119BU79	TD USA		07-07-23		10-11-22	356,978.16	362,268.85	4.88	0.43
							14,620,331.67	14,841,752.43	3.89	0.28
MONEY MARKET FUND										
	USBMMF	First American Treasury Obligations Fund	4.20				21,728.11	21,728.11	4.20	
TOTAL PORTFOLIO							76,889,073.56	74,601,152.26	2.07	1.38

Disclosures:

RedTree's internal accounting system is used as the source of the market value of this account. Although obtained from a source believed to be reliable, we cannot guarantee its accuracy. You should review all account statements provided by the custodian and compare with the statements provided by RedTree.

Questions? Call 888.596.2293 or email info@redtreeinv.com

4. FINANCIAL STATEMENTS

Shaker Heights City School District
Financial Statement-General Fund
Fiscal Year Ending
June 30, 2023

	A	B	D	E	F	G	H	I	J	K	L	M	N	O	P	Q	R
1				Month of January					Year-To-Date January					Year-To-Date January			
2				<u>Actual F23</u>	<u>Actual F22</u>	<u>\$ Inc(Dec)</u>	<u>%Inc(Dec)</u>		<u>Actual F23</u>	<u>Actual F22</u>	<u>\$ Inc(Dec)</u>	<u>%Inc(Dec)</u>		<u>YTD Bud.F23</u>	<u>\$ Inc(Dec)</u>	<u>%Inc(Dec)</u>	
3		REVENUE:															
4		Real Estate Taxes		4,336,000	6,870,000	(\$2,534,000)	-36.9%		\$35,333,778	\$38,413,717	(\$3,079,939)	-8.0%		\$37,623,317	(\$2,289,539)	-6.1%	
5		Pers.Prop./Public Utility Taxes		0	0	0	#DIV/0!		\$1,644,514	\$1,555,896	88,618	5.7%		1,633,499	11,015	0.7%	
6		Investment Earnings		80,036	19,406	60,630	312.4%		\$643,138	\$262,410	380,728	145.1%		567,707	75,431	13.3%	
7		Other Local		85,617	73,356	12,261	16.7%		1,463,886	1,348,749	115,137	8.5%		1,063,160	400,726	37.7%	
8		State Foundation		1,268,942	2,417,756	(1,148,814)	-47.5%		8,975,960	10,101,644	(1,125,684)	-11.1%		8,791,244	184,716	2.1%	
9		Homestead Exemption & RollBack		0	0	0	#DIV/0!		4,289,450	4,297,217	(7,767)	-0.2%		4,297,217	(7,767)	-0.2%	
10		Other State		225,812	1,113,087	(887,275)	-79.7%		920,613	1,266,120	(345,507)	-27.3%		961,419	(40,806)	-4.2%	
11		Federal-primarily Medicaid reimb.		0	7,803	(7,803)	-100.0%		393,948	36,160	357,788	989.5%		409,407	(15,459)	-3.8%	
12		Transfers & Advances In		0	0	0	#DIV/0!		0	0	0	#DIV/0!		0	0	#DIV/0!	
13		TOTAL REVENUE		5,996,407	10,501,408	(4,505,001)	-42.9%		53,665,287	57,281,913	(3,616,626)	-6.3%		55,346,970	(1,681,683)	-3.0%	
14				0	0	0			0	0	0			0	0		
15		EXPENDITURES:															
16		Salaries & Wages		5,101,224	4,888,793	212,431	4.3%		35,943,349	34,591,137	1,352,212	3.9%		36,033,211	(89,862)	-0.2%	
17		Fringe Benefits:															
18		Health Insurance		906,808	817,592	89,216	10.9%		6,081,416	5,520,583	560,833	10.2%		6,098,667	(17,251)	-0.3%	
19		Retirement Expense		804,373	762,000	42,373	5.6%		5,642,733	5,380,841	261,892	4.9%		5,649,000	(6,267)	-0.1%	
20		All Other Fringes		149,288	171,617	(22,329)	-13.0%		680,978	667,216	13,762	2.1%		690,861	(9,883)	-1.4%	
21		Total Fringe Benefits		1,860,469	1,751,209	109,260	6.2%		12,405,127	11,568,640	836,487	7.2%		12,438,528	(33,401)	-0.3%	
22		Purchased Services:		0	0	0			0	0	0			0	0		
23		Utilities		107,316	112,644	(5,328)	-4.7%		628,202	648,444	(20,242)	-3.1%		672,723	(44,521)	-6.6%	
24		Out-of-District Tuition		104,114	73,590	30,524	41.5%		1,134,499	1,294,854	(160,355)	-12.4%		1,359,271	(224,772)	-16.5%	
25		Pupil Transportation		252,927	51,427	201,500	391.8%		718,754	330,811	387,943	117.3%		347,459	371,295	106.9%	
26		Repairs & Maintenance		136,376	178,804	(42,428)	-23.7%		1,474,109	1,185,066	289,043	24.4%		965,609	508,500	52.7%	
27		All Other Purchased Services		387,023	439,301	(52,278)	-11.9%		3,308,106	2,907,411	400,695	13.8%		3,278,550	29,556	0.9%	
28		Total Purchased Services		987,756	855,766	131,990	15.4%		7,263,670	6,366,586	897,084	14.1%		6,623,612	640,058	9.7%	
29		Textbooks, Materials & Supplies		230,765	192,436	38,329	19.9%		2,378,093	2,066,276	311,817	15.1%		2,186,020	192,073	8.8%	
30		Capital Outlay		270,324	144,011	126,313	87.7%		691,141	729,382	(38,241)	-5.2%		1,076,124	(384,983)	-35.8%	
31		Other-primarily Cty.Aud.&Treas.Fees		41,051	25,379	15,672	61.8%		1,358,133	1,255,058	103,075	8.2%		1,299,209	58,924	4.5%	
32		Transfers & Advances Out		115,000	110,000	5,000	4.5%		250,000	235,000	15,000	6.4%		255,000	(5,000)	-2.0%	
33		TOTAL EXPENDITURES		8,606,589	7,967,594	638,995	8.0%		60,289,513	56,812,079	3,477,434	6.1%		59,911,704	377,809	0.6%	
34				0	0	0			0	0	0			0	0		
35		Net Revenues/(Expenditures)		(2,610,182)	2,533,814	(5,143,996)	-203.0%		(6,624,226)	469,834	(7,094,060)	-1509.9%		(4,564,734)	(2,059,492)	45.1%	
36																	
37		Cash, Beginning of Period		67,398,965	64,596,451	2,802,514	4.3%		71,413,009	66,660,431	4,752,578	7.1%		71,413,009	0	0.0%	
38																	
39		Cash, End of Month		64,788,783	67,130,265	(2,341,482)	-3.5%		64,788,783	67,130,265	(2,341,482)	-3.5%		66,848,275	(2,059,492)	-3.1%	
40				0	0	0			0	0	0			0	0		
41		Less O/S Encumbrances		13,743,915	13,780,677	(36,762)	-0.3%		13,743,915	13,780,677	(36,762)	-0.3%		13,800,000	(56,085)	-0.4%	
42		Less Budget Reserve		353,070	353,070	0	0.0%		353,070	353,070	0	0.0%		353,070	0	0.0%	
43																	
44		Fund Balance, End of Month		\$50,691,798	\$52,996,518	(\$2,304,720)	-4.3%		\$50,691,798	\$52,996,518	(\$2,304,720)	-4.3%		\$52,695,205	(\$2,003,407)	-3.8%	
45				0	0	0			0	0	0	0.0%		0	0	0.0%	
46		Total General Obligation Debt Outstanding							31,110,000	33,840,000	0						
47																	

SCHOOL DISTRICT
General Fund-Budget by Month
Fiscal Year Ending
June 30, 2023

FS07Jan23 Rev02-09-23
F23MvgMthlyBudget
2/10/2023

	A	B	AA	AB	AC	AD	AE	AF	AG	AH	AI	AJ	AK	AL	AM	AN	AP	AQ
1			BUDGET				BUDGET				BUDGET				BUDGET		Adopted	Var Fav/(Unfav)
2			Jul	Aug	Sep	Oct	Nov	Dec	Jan	Feb	Mar	Apr	May	Jun	Var. Deemed	Total		
3	REVENUE:		Actual	Actual	Actual	Actual	Actual	Actual	Actual	Budget	Budget	Budget	Budget	Budget	Temporary	Rev.Proj.	Budget	Deemed
4	Real Estate Taxes		\$4,692,000	\$26,080,432	\$225,346	\$0	\$0	\$0	\$4,336,000	\$23,545,353	\$5,278,702	\$211,628	\$0	\$0	2,392,643	\$66,762,104	\$66,659,000	\$103,104
5	Personal Property Taxes		0	1,644,514	0	0	0	0	0	0	2,422,501	0	0	0	0	4,067,015	4,056,000	11,015
6	Investment Earnings		30,704	77,229	100,395	90,968	93,051	170,755	80,036	124,028	109,879	52,132	89,067	109,187	(30,431)	1,097,000	1,052,000	45,000
7	Other Local		150,802	101,115	231,184	642,577	148,519	104,072	85,617	217,872	854,126	282,928	90,828	290,434	(250,726)	2,949,348	2,799,348	150,000
8	State Foundation		1,267,817	1,269,193	1,267,785	1,359,693	1,275,878	1,266,652	1,268,942	1,255,892	1,255,892	1,255,892	1,255,892	1,255,888	60,284	15,315,700	15,070,700	245,000
9	Homestead Exemption & RollBack		0	0	4,289,450	0	0	0	0	0	0	4,278,209	0	0	(233)	8,567,426	8,575,426	(8,000)
10	Other State		87,925	237,701	104,390	86,303	91,689	86,793	225,812	93,917	93,917	93,917	93,917	1,211,913	(28,194)	2,480,000	2,549,000	(69,000)
11	Federal-primarily Medicaid reimb.		665	0	0	2,348	382,281	8,654	0	11,425	11,269	11,763	0	400,299	28,459	857,163	844,163	13,000
12	Transfers & Advances In		0	0	0	0	0	0	0	0	0	0	0	0	0	0	0	0
13	TOTAL REVENUE		6,229,913	29,410,184	6,218,550	2,181,889	1,991,418	1,636,926	5,996,407	25,248,487	10,026,286	6,186,469	1,529,704	3,267,721	2,171,802	102,095,756	101,605,637	490,119
14																		
15	EXPENDITURES:																	
16	Salaries & Wages		5,097,044	4,927,264	5,027,651	5,190,847	5,345,480	5,253,839	5,101,224	5,091,485	5,349,878	5,182,997	5,050,060	5,700,369	77,862	62,396,000	62,408,000	12,000
17	Fringe Benefits:																	
18	Health Insurance		877,900	878,525	833,746	853,877	861,299	869,260	906,808	915,667	915,667	915,667	915,667	915,665	156,252	10,816,000	10,677,000	(139,000)
19	Retirement Expense		804,197	775,373	789,757	825,412	818,038	825,584	804,373	798,000	839,000	813,000	792,000	893,000	4,416	9,782,150	9,784,000	1,850
20	All Other Fringes		90,157	91,144	88,416	84,483	87,539	89,951	149,288	82,349	98,057	85,239	91,868	112,626	9,883	1,161,000	1,161,000	0
21	Total Fringe Benefits		1,772,254	1,745,042	1,711,919	1,763,772	1,766,876	1,784,795	1,860,469	1,796,016	1,852,724	1,813,906	1,799,535	1,921,291	170,551	21,759,150	21,622,000	(137,150)
22	Purchased Services:															15.68%	15.68%	
23	Utilities		33,898	70,038	117,105	96,998	105,977	96,870	107,316	112,907	98,637	80,870	132,661	118,202	19,521	1,191,000	1,216,000	25,000
24	Out-of-District Tuition		67,273	371,978	140,490	125,711	121,301	203,631	104,114	150,891	530,415	108,448	202,968	215,007	74,773	2,417,000	2,567,000	150,000
25	Pupil Transportation		40,915	26,378	52,885	138,866	172,673	34,110	252,927	92,036	83,228	117,510	99,798	189,969	(171,295)	1,130,000	930,000	(200,000)
26	Repairs & Maintenance		232,467	306,313	226,397	260,029	214,490	98,038	136,376	121,956	176,012	46,423	40,000	50,000	(208,501)	1,700,000	1,400,000	(300,000)
27	All Other Purchased Services		434,938	311,163	349,897	682,788	558,317	583,980	387,023	418,053	652,015	310,274	188,974	467,734	20,444	5,365,600	5,315,600	(50,000)
28	Total Purchased Services		809,491	1,085,870	886,774	1,304,392	1,172,758	1,016,629	987,756	895,843	1,540,307	663,525	664,401	1,040,912	(265,058)	11,803,600	11,428,600	(375,000)
29	Textbooks, Materials & Supplies		578,541	463,309	376,872	373,187	196,489	158,930	230,765	207,279	265,366	203,520	224,685	53,130	(92,073)	3,240,000	3,140,000	(100,000)
30	Capital Outlay		104,814	46,545	139,707	33,204	80,747	15,800	270,324	403,307	107,018	87,924	109,810	215,817	209,983	1,825,000	2,000,000	175,000
31	Other-primarily Cty.Aud.&Treas.Fees		191,251	547,596	104,853	43,575	15,989	413,818	41,051	14,062	784,777	6,548	5,834	25,995	(58,924)	2,136,425	2,136,425	0
32	Transfers & Advances Out		0	0	135,000	0	0	0	115,000	0	0	0	120,000	0	0	370,000	375,000	5,000
33	TOTAL EXPENDITURES		8,553,395	8,815,626	8,382,776	8,708,977	8,578,339	8,643,811	8,606,589	8,407,992	9,900,070	7,958,420	7,974,325	8,957,514	42,341	103,530,175	103,110,025	(420,150)
34																		
35	Net Revenues/(Expenditures)		(2,323,482)	20,594,558	(2,164,226)	(6,527,088)	(6,586,921)	(7,006,885)	(2,610,182)	16,840,495	126,216	(1,771,951)	(6,444,621)	(5,689,793)	2,129,461	(1,434,419)	(1,504,388)	69,969
36																		
37	Cash, Beginning of Period		71,413,009	69,089,527	89,684,085	87,519,859	80,992,771	74,405,850	67,398,965	64,788,783	81,629,278	81,755,494	79,983,543	73,538,922		71,413,009	71,413,009	0
38																		
39	Cash, End of Month		69,089,527	89,684,085	87,519,859	80,992,771	74,405,850	67,398,965	64,788,783	81,629,278	81,755,494	79,983,543	73,538,922	67,849,129	2,129,461	69,978,590	69,908,621	69,969
40																		
41	Less O/S Encumbrances		14,838,063	14,137,537	14,092,722	15,120,012	14,844,713	14,410,958	13,743,915	12,400,000	12,500,000	10,700,000	11,300,000	5,018,252	0	5,018,252	5,336,074	317,822
42	Less Budget Reserve		353,070	353,070	353,070	353,070	353,070	353,070	353,070	353,070	353,070	353,070	353,070	353,070	0	353,070	353,070	0
43																		
44	Fund Balance, End of Month		\$53,898,394	\$75,193,478	\$73,074,067	\$65,519,689	\$59,208,067	\$52,634,937	\$50,691,798	\$68,876,208	\$68,902,424	\$68,930,473	\$61,885,852	\$62,477,807	\$2,129,461	\$64,607,268	\$64,219,477	\$387,791

**Shaker Heights CSD
ESSER/COVID-19 Funding**

ESSER Exp.Summ ao 01-31-23 BCC02-06-23/ESSER Breakdown
2/6/2023

	B	C	D	E	F	G	H	I	J	K	L	M	N	O
1	AS OF	January 31, 2023												
2		ESSER I	ESSER II	ESSER ARP		ESSER Total		Broadband	Suburban	RemotEDX OCERT		Other Total		GRAND TOTAL
36														
37	Allocated Amount	\$624,511	\$2,907,790	\$6,535,122		\$10,067,424		\$47,249	\$240,129	\$88,121		\$375,498		\$10,442,922
38														
39	Educational Related:													
40	1 Year Tchg Positions - Salary & Benefits	\$96,487	\$263,959	\$131,584		\$492,030						\$0		\$492,030
41	Literacy Specialists Salary & Benefits		\$0	\$1,600,044		\$1,600,044						\$0		\$1,600,044
42	Literacy Program Supplies		\$0	\$54,871		\$54,871						\$0		\$54,871
43	District Substitutes - Salary & Benefits	\$80,991	\$416,376	\$908,048		\$1,405,415						\$0		\$1,405,415
44	Saturday School Certified - Salary & Benefits		\$0	\$5,489		\$5,489						\$0		\$5,489
45	Saturday School Classified - Salary & Benefits		\$0	\$1,283		\$1,283						\$0		\$1,283
46	Saturday School Supplies		\$0	\$8,841		\$8,841						\$0		\$8,841
47	Summer School Certified - Salary & Benefits		\$317,655	\$153,032		\$470,687						\$0		\$470,687
48	Summer School Classified - Salary & Benefits		\$43,285	\$44,411		\$87,696						\$0		\$87,696
49	Summer School Supplies		\$48,110	\$73,242		\$121,352						\$0		\$121,352
50	Student Support Coodinators		\$0	\$209,924		\$209,924						\$0		\$209,924
51	Lost Library Book Replacement		\$17,782	\$0		\$17,782						\$0		\$17,782
52														
53	Sub Total-Educational Related	\$177,478	\$1,107,167	\$3,190,769		\$4,475,414		\$0	\$0	\$0		\$0		\$4,475,414
54														
55														
56	Technology Related:													
57	Think Pads for Teachers	\$317,637	\$0	\$0		\$317,637						\$0		\$317,637
58	Computers for Students		\$0	\$0		\$0			\$207,127			\$207,127		\$207,127
59	Computer Adapters/Mice		\$74,315	\$0		\$74,315						\$0		\$74,315
60	District Computer Programs-Remote	\$35,494	\$103,848	\$0		\$139,342						\$0		\$139,342
61	Hot Spots		\$37,000	\$3,565		\$40,564		\$47,249				\$47,249		\$87,813
62														
63	Sub Total-Technology Related	\$353,132	\$215,162	\$3,565		\$571,859		\$47,249	\$207,127	\$0		\$254,376		\$826,234
64														
65														
66	Facilities Related:													
67	Air Quality Upgrades		\$661,508	\$0		\$661,508						\$0		\$661,508
68	Air Purifiers-portables		\$53,914	\$0		\$53,914						\$0		\$53,914
69	PPE - Scrubbers/Sprayers/Gloves/masks/purell	\$89,599	\$183,217	\$0		\$272,816						\$0		\$272,816
70	Classroom PPE - Tarps/Trifold Boards		\$105,175	\$0		\$105,175			\$33,002			\$33,002		\$138,177
71														
72	Sub Total-Facilities Related	\$89,599	\$1,003,814	\$0		\$1,093,413		\$0	\$33,002	\$0		\$33,002		\$1,126,415
73														
74														
75	Other:													
76	FFCRA Leave Certified - Salary & Benefits		\$67,662	\$0		\$67,662						\$0		\$67,662
77	FFCRA Leave Classified - Salary & Benefits		\$73,669	\$0		\$73,669						\$0		\$73,669
78	Contract Tracer Salary & Benefits		\$0	\$719		\$719						\$0		\$719
79	WestWind Consultants-equity		\$0	\$277,044		\$277,044				\$88,121		\$88,121		\$365,165
80	Non Public School portion	\$4,302	\$0	\$0		\$4,302						\$0		\$4,302
81														
82	Sub Total-Other	\$4,302	\$141,332	\$277,763		\$423,397		\$0	\$0	\$88,121		\$88,121		\$511,517
83														
84														
85	Total Charged through:													
86	January 31, 2023	\$624,511	\$2,467,475	\$3,472,097		\$6,564,082		\$47,249	\$240,129	\$88,121		\$375,498		\$6,939,580
87														
88														
89	Remaining Balance	\$0	\$440,316	\$3,063,026		\$3,503,341		\$0	\$0	\$0		\$0		\$3,503,341

5. FINANCIAL REPORT BY BANK

SHAKER HEIGHTS CITY SCHOOL DISTRICT FINANCIAL REPORT BY BANK

JANUARY 2023

	<u>BEGINNING OF YEAR BALANCE</u>	<u>RECEIPTS</u> <u>MTD</u>	<u>YTD</u>	<u>EXPENDITURES</u> <u>MTD</u>	<u>YTD</u>	<u>CURRENT FUND BALANCE</u>
HUNTINGTON	(\$1,625,724.24)	\$10,659,364.23	\$78,677,216.57	\$11,333,114.21	\$78,184,031.91	(\$1,132,539.58)
INVESTMENTS & OTHER DEPOSITS	89,537,480.83	(2,086,105.69)	(8,568,873.16)	0.00	0.00	80,968,607.67
Payroll Funding Transfer A/C -for 1st of next mth	2,699,191.38	(20,381.05)	25,960.33	0.00	0.00	2,725,151.71
GRAND TOTAL	\$90,610,947.97	\$8,552,877.49	\$70,134,303.74	\$11,333,114.21	\$78,184,031.91	\$82,561,219.80
	0.00	0.00	0.00	0.00	0.00	0.00

Note-HNB A/C is negative due to o/s cks that will be covered by transfers from the Inv.&OtherDeposits A/C in accordance with controlled disbursement feature of HNB A/C.

6. FINANCIAL REPORT BY FUND

EFINANCEPLUS
DATE: 02/07/2023
TIME: 14:28:53
SELECTION CRITERIA : ALL

SHAKER HEIGHTS SCHOOLS
OH Cash Position Report

PAGE NUMBER: 18

ACCOUNTING PERIOD : 7/23

FUND	SCC	DESCRIPTION BEGIN BALANCE	MTD RECEIPTS	FYTD RECEIPTS	MTD EXPENDITURES	FYTD EXPENDITURES	CURRENT FUND BALANCE	CURRENT ENCUMBRANCE	UNENCUMBERED FUND BALANCE
001		71,413,008.81	5,996,406.88	53,665,287.47	8,606,588.79	60,289,512.90	64,788,783.38	13,743,914.86	51,044,868.52
002		5,749,169.82	328,000.00	2,270,158.86	0.00	2,996,423.87	5,022,904.81	20,000.00	5,002,904.81
003		4,589,612.02	107,000.00	578,491.81	0.00	0.00	5,168,103.83	0.00	5,168,103.83
004		507,685.19	2,889.66	92,794.36	0.00	114,940.75	485,538.80	5,030.01	480,508.79
006		821,310.94	61,523.26	768,066.37	230,665.06	922,020.39	667,356.92	773,982.45	-106,625.53
007		62,498.43	0.00	10,507.22	-19.45	36,948.32	36,057.33	347.97	35,709.36
009		374.50	2,649.00	48,536.25	-6,799.56	46,269.53	2,641.22	1,870.81	770.41
011		204,175.11	545.00	118,948.25	4,068.40	39,039.40	284,083.96	4,682.00	279,401.96
014		134,343.61	12,647.00	39,253.50	0.00	14,097.51	159,499.60	7,184.08	152,315.52
018		201,129.22	17,979.64	99,351.67	6,135.30	128,690.21	171,790.68	31,988.70	139,801.98
020		24,841.51	155.82	755.82	0.00	0.00	25,597.33	0.00	25,597.33
022		1,957,633.56	60,391.85	747,521.78	303,567.79	274,666.09	2,430,489.25	0.00	2,430,489.25
024		4,101,929.26	1,141,343.80	7,618,808.54	1,619,937.81	9,414,155.79	2,306,582.01	18,660.00	2,287,922.01
027		396,540.25	0.00	0.00	0.00	0.00	396,540.25	0.00	396,540.25

EFINANCEPLUS
DATE: 02/07/2023
TIME: 14:28:53
SELECTION CRITERIA : ALL

SHAKER HEIGHTS SCHOOLS
OH Cash Position Report

PAGE NUMBER: 19

ACCOUNTING PERIOD : 7/23

FUND	SCC	DESCRIPTION BEGIN BALANCE	MTD RECEIPTS	FYTD RECEIPTS	MTD EXPENDITURES	FYTD EXPENDITURES	CURRENT FUND BALANCE	CURRENT ENCUMBRANCE	UNENCUMBERED FUND BALANCE
200		275,379.11	15,311.06	134,296.54	14,806.63	60,712.64	348,963.01	36,452.76	312,510.25
300		291,416.91	148,869.73	393,720.39	22,245.73	399,668.16	285,469.14	146,180.96	139,288.18
401		24,639.37	42.17	90,805.66	14,327.54	111,825.97	3,619.06	27,375.00	-23,755.94
451		0.00	0.00	7,200.00	0.00	7,200.00	0.00	0.00	0.00
467		495,353.89	0.00	0.00	0.00	0.00	495,353.89	0.00	495,353.89
499		-1,720.84	0.00	5,992.65	0.00	4,271.81	0.00	50,000.00	-50,000.00
507		-296,149.84	241,352.25	1,773,129.41	250,083.78	1,727,627.85	-250,648.28	31,254.11	-281,902.39
516		-169,296.92	267,559.44	906,555.43	117,730.29	854,988.80	-117,730.29	2,693.75	-120,424.04
551		-1,424.66	1,371.47	6,830.08	834.62	6,240.04	-834.62	0.00	-834.62
572		-112,661.60	125,673.95	591,716.88	127,132.24	606,187.52	-127,132.24	0.00	-127,132.24
584		-28,448.63	0.00	32,520.45	0.00	4,071.82	0.00	597.50	-597.50
587		-1,899.56	2,380.35	10,940.99	1,959.90	11,001.33	-1,959.90	0.00	-1,959.90
590		-28,491.49	18,785.16	122,113.36	19,849.34	113,471.21	-19,849.34	200.00	-20,049.34
GRAND TOTALS:		90,610,947.97	8,552,877.49	70,134,303.74	11,333,114.21	78,184,031.91	82,561,219.80	14,902,414.96	67,658,804.84

7. REVENUE ACCOUNT SUMMARY

PAGE NUMBER: 1
REVSTA11

FUND/SCC-0010000 GENERAL

ACCOUNT - - - - - TITLE - - - - -		BUDGET	PERIOD RECEIPTS	RECEIVABLES	YEAR TO DATE RECEIPTS	AVAILABLE BALANCE	YTD/ BUD
R1111	GENERAL PROPERTY TAX	.00	4,336,000.00	.00	35,333,778.43	-35,333,778.43	.00
R1122	PUBLIC UTILITY PROP TAX	.00	.00	.00	1,644,513.61	-1,644,513.61	.00
R1190	OTHER LOCAL TAXES	.00	.00	.00	238,982.98	-238,982.98	.00
R1211	REGULAR DAY SCHOOL	.00	9,062.00	.00	95,331.00	-95,331.00	.00
R1219	MISC TUITION FROM PATRON	.00	.00	.00	536.65	-536.65	.00
R1221	REGULAR DAY SCHOOL	.00	.00	.00	282,444.19	-282,444.19	.00
R1223	SPECIAL EDUCATION	.00	.00	.00	200,871.98	-200,871.98	.00
R1224	VOCATIONAL EDUCATION	.00	4,479.56	.00	31,356.90	-31,356.90	.00
R1410	INTEREST ON INVESTMENTS	.00	80,035.74	.00	643,139.32	-643,139.32	.00
R1626	PUBLIC SERVICE ACTIVITY	.00	.00	.00	2,254.00	-2,254.00	.00
R1631	ACADEMIC ORIENTED ACTIV	.00	.00	.00	20.00	-20.00	.00
R1730	SALE OF TEXTBOOKS	.00	-57.00	.00	1,868.15	-1,868.15	.00
R1790	OTHR CLASSRM MATERIAL/FE	.00	875.00	.00	44,625.00	-44,625.00	.00
R1810	RENTALS	.00	14,695.13	.00	98,485.79	-98,485.79	.00
R1839	OTHER ENTITIES	.00	53,048.00	.00	435,948.00	-435,948.00	.00
R1860	FINES	.00	-1.56	.00	6,616.95	-6,616.95	.00
R1890	OTHER MISC RECEIPTS	.00	3,515.83	.00	19,758.93	-19,758.93	.00
R1934	INSURANCE PROCEEDS	.00	.00	.00	4,786.48	-4,786.48	.00
R3110	SCHOOL FNDTN BASIC ALLOW	.00	1,268,942.32	.00	8,975,959.02	-8,975,959.02	.00
R3131	10% & 25% ROLLBACK	.00	.00	.00	3,762,213.31	-3,762,213.31	.00
R3132	HOMESTEAD EXEMPTION	.00	.00	.00	527,236.20	-527,236.20	.00
R3190	OTHR UNREST GRANT-IN-AID	.00	139,063.84	.00	305,115.46	-305,115.46	.00
R3211	POVERTY BASED ASSISTANCE	.00	20,178.74	.00	145,074.88	-145,074.88	.00
R3215	CAREER TECHNICAL EDUCATI	.00	2,384.91	.00	19,102.24	-19,102.24	.00
R3216	GIFTED EDUCATION	.00	18,331.91	.00	128,808.86	-128,808.86	.00
R3217	ENGLISH LEARNER FUNDING	.00	2,698.88	.00	19,154.48	-19,154.48	.00
R3218	STUDENT WELLNESS/SUCCESS	.00	43,153.58	.00	303,356.37	-303,356.37	.00
R4120	UNRSTRD GRANT AID-FED GO	.00	.00	.00	11,667.27	-11,667.27	.00
R4139	UNRSTRD FED AID-OTHR INT	.00	.00	.00	382,281.02	-382,281.02	.00
TOTAL GENERAL		.00	5,996,406.88	.00	53,665,287.47	-53,665,287.47	.00
FUND/SCC-0020000 BOND RETIREMENT							
R1111	GENERAL PROPERTY TAX	.00	93,000.00	.00	825,568.68	-825,568.68	.00
R1122	PUBLIC UTILITY PROP TAX	.00	.00	.00	17,930.78	-17,930.78	.00
R3131	10% & 25% ROLLBACK	.00	.00	.00	99,718.15	-99,718.15	.00
R3132	HOMESTEAD EXEMPTION	.00	.00	.00	12,972.49	-12,972.49	.00
TOTAL BOND RETIREMENT		.00	93,000.00	.00	956,190.10	-956,190.10	.00
FUND/SCC-0029400 BOND DEC 2017							
R1111	GENERAL PROPERTY TAX	.00	235,000.00	.00	1,275,340.10	-1,275,340.10	.00
R1122	PUBLIC UTILITY PROP TAX	.00	.00	.00	22,413.48	-22,413.48	.00
R3132	HOMESTEAD EXEMPTION	.00	.00	.00	16,215.18	-16,215.18	.00
TOTAL BOND DEC 2017		.00	235,000.00	.00	1,313,968.76	-1,313,968.76	.00

FUND/SCC-0030000 PERMANENT IMPROVEMENT

POWERSCHOOL
DATE: 02/07/2023
TIME: 14:24:55

SHAKER HEIGHTS CITY SCHOOLS
REVENUE STATUS REPORT

PAGE NUMBER: 2
REVSTA11

SELECTION CRITERIA: ALL
ACCOUNTING PERIOD: 7/23

SORTED BY: FUND/SCC,ACCOUNT
TOTALLED ON: FUND/SCC
PAGE BREAKS ON:

FUND/SCC-0030000 PERMANENT IMPROVEMENT

ACCOUNT - - - -	TITLE - - - -	BUDGET	PERIOD RECEIPTS	RECEIVABLES	YEAR TO DATE RECEIPTS	AVAILABLE BALANCE	YTD/ BUD
R1111	GENERAL PROPERTY TAX	.00	107,000.00	.00	560,168.74	-560,168.74	.00
R1122	PUBLIC UTILITY PROP TAX	.00	.00	.00	11,205.89	-11,205.89	.00
R3132	HOMESTEAD EXEMPTION	.00	.00	.00	7,117.18	-7,117.18	.00
TOTAL	PERMANENT IMPROVEMENT	.00	107,000.00	.00	578,491.81	-578,491.81	.00
FUND/SCC-0049150	BUILDING/NON-BOND ISSUE F						
R1890	OTHER MISC RECEIPTS	.00	2,889.66	.00	16,474.89	-16,474.89	.00
R1933	SALE OF PERSONAL PROPERT	.00	.00	.00	67,949.47	-67,949.47	.00
TOTAL	BUILDING/NON-BOND ISSUE	.00	2,889.66	.00	84,424.36	-84,424.36	.00
FUND/SCC-0049167	SSF PROJECTS - RED & WHIT						
R1820	CONTRIBUT-PRIVATE SOURCE	.00	.00	.00	8,370.00	-8,370.00	.00
TOTAL	SSF PROJECTS - RED & WH	.00	.00	.00	8,370.00	-8,370.00	.00
FUND/SCC-0060000	FOOD SERVICES						
R1410	INTEREST ON INVESTMENTS	.00	3,393.99	.00	15,920.95	-15,920.95	.00
R1511	SALES-STUDENT BREAKFAST	.00	833.75	.00	5,028.75	-5,028.75	.00
R1512	SALES-STUD TYPE A LUNCH	.00	39,796.20	.00	208,914.35	-208,914.35	.00
R1513	SALES-STUDENT ALA CARTE	.00	30,894.05	.00	178,292.93	-178,292.93	.00
R1514	SALES OF MILK TO STUDENT	.00	530.25	.00	3,016.50	-3,016.50	.00
R1523	SALES-ADULT ALA CARTE	.00	1,178.00	.00	6,953.50	-6,953.50	.00
R1590	FOOD SERVICE-OTHR RECEIP	.00	- .10	.00	-10.40	10.40	.00
R1890	OTHER MISC RECEIPTS	.00	36.00	.00	1,728.00	-1,728.00	.00
R4120	UNRSTRD GRANT AID-FED GO	.00	-137.20	.00	384,585.61	-384,585.61	.00
TOTAL	FOOD SERVICES	.00	76,524.94	.00	804,430.19	-804,430.19	.00
FUND/SCC-0069291	FOOD SERVICE - PRE PAID						
R1559	OTHER RECPT-SPECIAL FUNC	.00	-405.65	.00	-3,353.50	3,353.50	.00
TOTAL	FOOD SERVICE - PRE PAID	.00	-405.65	.00	-3,353.50	3,353.50	.00
FUND/SCC-0069292	FOOD SERVICE - PREPAID -						
R1559	OTHER RECPT-SPECIAL FUNC	.00	-823.55	.00	-1,172.41	1,172.41	.00
TOTAL	FOOD SERVICE - PREPAID	.00	-823.55	.00	-1,172.41	1,172.41	.00
FUND/SCC-0069293	FOOD SERVICE - PREPAID -						
R1559	OTHER RECPT-SPECIAL FUNC	.00	-1,197.90	.00	-2,995.75	2,995.75	.00
TOTAL	FOOD SERVICE - PREPAID	.00	-1,197.90	.00	-2,995.75	2,995.75	.00
FUND/SCC-0069294	FOOD SERVICE - PREPAID -						
R1559	OTHER RECPT-SPECIAL FUNC	.00	-1,045.60	.00	-1,579.40	1,579.40	.00
TOTAL	FOOD SERVICE - PREPAID	.00	-1,045.60	.00	-1,579.40	1,579.40	.00
FUND/SCC-0069295	FOOD SERVICE - PREPAID -						
R1559	OTHER RECPT-SPECIAL FUNC	.00	328.25	.00	-991.80	991.80	.00
TOTAL	FOOD SERVICE - PREPAID	.00	328.25	.00	-991.80	991.80	.00

POWERSCHOOL
DATE: 02/07/2023
TIME: 14:24:55

SHAKER HEIGHTS CITY SCHOOLS
REVENUE STATUS REPORT

PAGE NUMBER: 3
REVSTA11

SELECTION CRITERIA: ALL
ACCOUNTING PERIOD: 7/23

SORTED BY: FUND/SCC,ACCOUNT
TOTALLED ON: FUND/SCC
PAGE BREAKS ON:

FUND/SCC-0069295 FOOD SERVICE - PREPAID -

ACCOUNT - - - - TITLE - - - - -	BUDGET	PERIOD RECEIPTS	RECEIVABLES	YEAR TO DATE RECEIPTS	AVAILABLE BALANCE	YTD/ BUD
FUND/SCC-0069296 FOOD SERVICE - PREPAID -						
R1559 OTHER RECPT-SPECIAL FUNC	.00	-3,327.09	.00	-5,395.99	5,395.99	.00
TOTAL FOOD SERVICE - PREPAID	.00	-3,327.09	.00	-5,395.99	5,395.99	.00
FUND/SCC-0069297 FOOD SERVICE - PREPAID -						
R1559 OTHER RECPT-SPECIAL FUNC	.00	-3,061.19	.00	-8,777.21	8,777.21	.00
TOTAL FOOD SERVICE - PREPAID	.00	-3,061.19	.00	-8,777.21	8,777.21	.00
FUND/SCC-0069298 FOOD SERVICE - PREPAID -						
R1559 OTHER RECPT-SPECIAL FUNC	.00	-5,468.95	.00	-12,319.75	12,319.75	.00
TOTAL FOOD SERVICE - PREPAID	.00	-5,468.95	.00	-12,319.75	12,319.75	.00
FUND/SCC-0069299 FY2018 NEGATIVE ACCOUNT B						
R1559 OTHER RECPT-SPECIAL FUNC	.00	.00	.00	194.24	-194.24	.00
TOTAL FY2018 NEGATIVE ACCOUNT	.00	.00	.00	194.24	-194.24	.00
FUND/SCC-0069300 NEGATIVE ACCT BALA FY19						
R1559 OTHER RECPT-SPECIAL FUNC	.00	.00	.00	27.75	-27.75	.00
TOTAL NEGATIVE ACCT BALA FY19	.00	.00	.00	27.75	-27.75	.00
FUND/SCC-0079230 SPECIAL TRUST/SHHS ALUMNI						
R1490 OTHER EARNINGS-INVESTMEN	.00	.00	.00	7.22	-7.22	.00
TOTAL SPECIAL TRUST/SHHS ALUM	.00	.00	.00	7.22	-7.22	.00
FUND/SCC-0079231 LO YOUTH LITERACY GRANT						
R1820 CONTRIBUT-PRIVATE SOURCE	.00	.00	.00	3,000.00	-3,000.00	.00
TOTAL LO YOUTH LITERACY GRANT	.00	.00	.00	3,000.00	-3,000.00	.00
FUND/SCC-0079995 MHJ-IC CHAPMAN AWARD						
R1820 CONTRIBUT-PRIVATE SOURCE	.00	.00	.00	7,500.00	-7,500.00	.00
TOTAL MHJ-IC CHAPMAN AWARD	.00	.00	.00	7,500.00	-7,500.00	.00
FUND/SCC-0090000 UNIFORM SCHOOL SUPP						
R1720 SALE OF WORKBOOKS	.00	.00	.00	21.00	-21.00	.00
TOTAL UNIFORM SCHOOL SUPP	.00	.00	.00	21.00	-21.00	.00
FUND/SCC-0099010 STORED VALUE CARDS - BLVD						
R1740 CLASS FEES	.00	70.00	.00	4,965.00	-4,965.00	.00
TOTAL STORED VALUE CARDS - BL	.00	70.00	.00	4,965.00	-4,965.00	.00
FUND/SCC-0099020 STORED VALUE CARDS - FERN						
R1740 CLASS FEES	.00	.00	.00	6,615.00	-6,615.00	.00
TOTAL STORED VALUE CARDS - FE	.00	.00	.00	6,615.00	-6,615.00	.00

POWERSCHOOL
DATE: 02/07/2023
TIME: 14:24:55

SHAKER HEIGHTS CITY SCHOOLS
REVENUE STATUS REPORT

PAGE NUMBER: 4
REVSTA11

SELECTION CRITERIA: ALL
ACCOUNTING PERIOD: 7/23

SORTED BY: FUND/SCC,ACCOUNT
TOTALLED ON: FUND/SCC
PAGE BREAKS ON:

FUND/SCC-0099030 STORED VALUE CARDS - LOMO

ACCOUNT - - - - TITLE - - - - -	BUDGET	PERIOD RECEIPTS	RECEIVABLES	YEAR TO DATE RECEIPTS	AVAILABLE BALANCE	YTD/ BUD
FUND/SCC-0099030 STORED VALUE CARDS - LOMO						
R1740 CLASS FEES	.00	35.00	.00	5,915.00	-5,915.00	.00
TOTAL STORED VALUE CARDS - LO	.00	35.00	.00	5,915.00	-5,915.00	.00
FUND/SCC-0099060 STORED VALUE CARDS - MERC						
R1740 CLASS FEES	.00	210.00	.00	6,650.00	-6,650.00	.00
TOTAL STORED VALUE CARDS - ME	.00	210.00	.00	6,650.00	-6,650.00	.00
FUND/SCC-0099080 STORED VALUE CARDS - ONAW						
R1740 CLASS FEES	.00	.00	.00	7,540.00	-7,540.00	.00
TOTAL STORED VALUE CARDS - ON	.00	.00	.00	7,540.00	-7,540.00	.00
FUND/SCC-0099110 STORED VALUE CARDS - WOOD						
R1740 CLASS FEES	.00	210.00	.00	11,618.25	-11,618.25	.00
TOTAL STORED VALUE CARDS - WO	.00	210.00	.00	11,618.25	-11,618.25	.00
FUND/SCC-0099217 MIDDLE SCHOOL SUPPLIES						
R1710 CLASSROOM SUPPLIES	.00	70.00	.00	660.00	-660.00	.00
TOTAL MIDDLE SCHOOL SUPPLIES	.00	70.00	.00	660.00	-660.00	.00
FUND/SCC-0099218 INSTRUCTIONAL FEES HIGH S						
R1710 CLASSROOM SUPPLIES	.00	2,054.00	.00	4,552.00	-4,552.00	.00
TOTAL INSTRUCTIONAL FEES HIGH	.00	2,054.00	.00	4,552.00	-4,552.00	.00
FUND/SCC-0119231 SPECIAL TEST - AP						
R1631 ACADEMIC ORIENTED ACTIV	.00	125.00	.00	83,143.25	-83,143.25	.00
TOTAL SPECIAL TEST - AP	.00	125.00	.00	83,143.25	-83,143.25	.00
FUND/SCC-0119588 IB TESTING						
R1631 ACADEMIC ORIENTED ACTIV	.00	120.00	.00	31,705.00	-31,705.00	.00
TOTAL IB TESTING	.00	120.00	.00	31,705.00	-31,705.00	.00
FUND/SCC-0119918 EL SISTEMA - LOMOND VIOLI						
R1634 MUSIC ORIENTED ACTIVITY	.00	300.00	.00	4,100.00	-4,100.00	.00
TOTAL EL SISTEMA - LOMOND VIO	.00	300.00	.00	4,100.00	-4,100.00	.00
FUND/SCC-0149235 GERMAN SUMMER TRAVEL						
R1632 LANGUAGE ORIENTD ACTIVIT	.00	11,100.00	.00	22,040.00	-22,040.00	.00
TOTAL GERMAN SUMMER TRAVEL	.00	11,100.00	.00	22,040.00	-22,040.00	.00
FUND/SCC-0149237 ROTARY-INTERNAL SERV OTHE						
R1626 PUBLIC SERVICE ACTIVITY	.00	.00	.00	390.00	-390.00	.00
R1631 ACADEMIC ORIENTED ACTIV	.00	1,066.00	.00	8,512.00	-8,512.00	.00
TOTAL ROTARY-INTERNAL SERV OT	.00	1,066.00	.00	8,902.00	-8,902.00	.00

POWERSCHOOL
DATE: 02/07/2023
TIME: 14:24:55

SHAKER HEIGHTS CITY SCHOOLS
REVENUE STATUS REPORT

PAGE NUMBER: 5
REVSTA11

SELECTION CRITERIA: ALL
ACCOUNTING PERIOD: 7/23

SORTED BY: FUND/SCC,ACCOUNT
TOTALLED ON: FUND/SCC
PAGE BREAKS ON:

FUND/SCC-0149238 RTA TICKETS

ACCOUNT - - - - -	TITLE - - - - -	BUDGET	PERIOD RECEIPTS	RECEIVABLES	YEAR TO DATE RECEIPTS	AVAILABLE BALANCE	YTD/ BUD
FUND/SCC-0149238 RTA TICKETS							
R1390	OTHER TRANSPORTATION FEE	.00	.00	.00	1,417.50	-1,417.50	.00
TOTAL RTA TICKETS		.00	.00	.00	1,417.50	-1,417.50	.00
FUND/SCC-0149240 WOODBURY SWIM CAPS							
R1635	SPORT ORIENTED ACTIVITIE	.00	.00	.00	304.00	-304.00	.00
R1710	CLASSROOM SUPPLIES	.00	.00	.00	1,346.00	-1,346.00	.00
R1720	SALE OF WORKBOOKS	.00	.00	.00	146.00	-146.00	.00
TOTAL WOODBURY SWIM CAPS		.00	.00	.00	1,796.00	-1,796.00	.00
FUND/SCC-0149241 TRANSCRIPT FEES							
R1626	PUBLIC SERVICE ACTIVITY	.00	481.00	.00	4,092.00	-4,092.00	.00
TOTAL TRANSCRIPT FEES		.00	481.00	.00	4,092.00	-4,092.00	.00
FUND/SCC-0149852 CHILE TRIPS							
R1632	LANGUAGE ORIENTD ACTIVIT	.00	.00	.00	1,006.00	-1,006.00	.00
TOTAL CHILE TRIPS		.00	.00	.00	1,006.00	-1,006.00	.00
FUND/SCC-0189245 CHOIR/ORCH BOOSTER							
R1410	INTEREST ON INVESTMENTS	.00	23.86	.00	103.10	-103.10	.00
R1624	MUSIC ORIENTED ACTIVITY	.00	825.00	.00	2,794.40	-2,794.40	.00
R1634	MUSIC ORIENTED ACTIVITY	.00	14,219.40	.00	44,469.40	-44,469.40	.00
R1820	CONTRIBUT-PRIVATE SOURCE	.00	.00	.00	1,550.00	-1,550.00	.00
TOTAL CHOIR/ORCH BOOSTER		.00	15,068.26	.00	48,916.90	-48,916.90	.00
FUND/SCC-0189246 LOMOND BOOK FAIR							
R1626	PUBLIC SERVICE ACTIVITY	.00	.00	.00	3,404.98	-3,404.98	.00
TOTAL LOMOND BOOK FAIR		.00	.00	.00	3,404.98	-3,404.98	.00
FUND/SCC-0189253 BAND BOOSTERS							
R1410	INTEREST ON INVESTMENTS	.00	35.34	.00	157.23	-157.23	.00
TOTAL BAND BOOSTERS		.00	35.34	.00	157.23	-157.23	.00
FUND/SCC-0189259 IMMERSION TRIPS CAMBODIA							
R1631	ACADEMIC ORIENTED ACTIV	.00	234.40	.00	234.40	-234.40	.00
TOTAL IMMERSION TRIPS CAMBODI		.00	234.40	.00	234.40	-234.40	.00
FUND/SCC-0189281 BOULEVARD							
R1410	INTEREST ON INVESTMENTS	.00	3.78	.00	16.82	-16.82	.00
TOTAL BOULEVARD		.00	3.78	.00	16.82	-16.82	.00
FUND/SCC-0189282 FERNWAY							
R1410	INTEREST ON INVESTMENTS	.00	13.41	.00	59.67	-59.67	.00
TOTAL FERNWAY		.00	13.41	.00	59.67	-59.67	.00

POWERSCHOOL
DATE: 02/07/2023
TIME: 14:24:55

SHAKER HEIGHTS CITY SCHOOLS
REVENUE STATUS REPORT

PAGE NUMBER: 6
REVSTA11

SELECTION CRITERIA: ALL
ACCOUNTING PERIOD: 7/23

SORTED BY: FUND/SCC,ACCOUNT
TOTALLED ON: FUND/SCC
PAGE BREAKS ON:

FUND/SCC-0189283 LOMOND

ACCOUNT - - - - TITLE - - - - -	BUDGET	PERIOD RECEIPTS	RECEIVABLES	YEAR TO DATE RECEIPTS	AVAILABLE BALANCE	YTD/ BUD
FUND/SCC-0189283 LOMOND						
R1410 INTEREST ON INVESTMENTS	.00	22.42	.00	98.44	-98.44	.00
R1626 PUBLIC SERVICE ACTIVITY	.00	.00	.00	120.61	-120.61	.00
R1631 ACADEMIC ORIENTED ACTIV	.00	.00	.00	.69	- .69	.00
TOTAL LOMOND	.00	22.42	.00	219.74	-219.74	.00
FUND/SCC-0189284 MERCER						
R1410 INTEREST ON INVESTMENTS	.00	6.08	.00	27.05	-27.05	.00
TOTAL MERCER	.00	6.08	.00	27.05	-27.05	.00
FUND/SCC-0189285 ONAWAY						
R1410 INTEREST ON INVESTMENTS	.00	27.57	.00	122.67	-122.67	.00
TOTAL ONAWAY	.00	27.57	.00	122.67	-122.67	.00
FUND/SCC-0189286 WOODBURY						
R1410 INTEREST ON INVESTMENTS	.00	1.84	.00	8.16	-8.16	.00
TOTAL WOODBURY	.00	1.84	.00	8.16	-8.16	.00
FUND/SCC-0189287 MIDDLE SCHOOL						
R1410 INTEREST ON INVESTMENTS	.00	40.40	.00	176.65	-176.65	.00
R1626 PUBLIC SERVICE ACTIVITY	.00	.00	.00	40.00	-40.00	.00
R1631 ACADEMIC ORIENTED ACTIV	.00	.00	.00	-80.00	80.00	.00
R1740 CLASS FEES	.00	75.00	.00	10,525.00	-10,525.00	.00
R1820 CONTRIBUT-PRIVATE SOURCE	.00	.00	.00	1,609.00	-1,609.00	.00
TOTAL MIDDLE SCHOOL	.00	115.40	.00	12,270.65	-12,270.65	.00
FUND/SCC-0189288 HIGH SCHOOL						
R1410 INTEREST ON INVESTMENTS	.00	169.64	.00	677.92	-677.92	.00
R1631 ACADEMIC ORIENTED ACTIV	.00	.00	.00	85.00	-85.00	.00
R1740 CLASS FEES	.00	56.50	.00	28,454.00	-28,454.00	.00
R1820 CONTRIBUT-PRIVATE SOURCE	.00	.00	.00	660.78	-660.78	.00
R1890 OTHER MISC RECEIPTS	.00	.00	.00	3,982.00	-3,982.00	.00
TOTAL HIGH SCHOOL	.00	226.14	.00	33,859.70	-33,859.70	.00
FUND/SCC-0189289 PTO GRANTS - HIGH SCHOOL						
R1820 CONTRIBUT-PRIVATE SOURCE	.00	.00	.00	-2,171.30	2,171.30	.00
TOTAL PTO GRANTS - HIGH SCHO	.00	.00	.00	-2,171.30	2,171.30	.00
FUND/SCC-0189920 SWEETHEART DANCE FKA FATH						
R1616 PUBLIC SERVICE ACTIVITY	.00	2,225.00	.00	2,225.00	-2,225.00	.00
TOTAL SWEETHEART DANCE FKA FA	.00	2,225.00	.00	2,225.00	-2,225.00	.00
FUND/SCC-0200000 SHAKER MERCHANDISE						
R1833 CUSTOMER SERVICES	.00	-33.07	.00	1.37	-1.37	.00
R1890 OTHER MISC RECEIPTS	.00	188.89	.00	754.45	-754.45	.00

POWERSCHOOL
DATE: 02/07/2023
TIME: 14:24:55

SHAKER HEIGHTS CITY SCHOOLS
REVENUE STATUS REPORT

PAGE NUMBER: 7
REVSTA11

SELECTION CRITERIA: ALL
ACCOUNTING PERIOD: 7/23

SORTED BY: FUND/SCC,ACCOUNT
TOTALLED ON: FUND/SCC
PAGE BREAKS ON:

FUND/SCC-0200000 SHAKER MERCHANDISE

ACCOUNT - - - - TITLE - - - - -	BUDGET	PERIOD RECEIPTS	RECEIVABLES	YEAR TO DATE RECEIPTS	AVAILABLE BALANCE	YTD/ BUD
TOTAL SHAKER MERCHANDISE	.00	155.82	.00	755.82	-755.82	.00
FUND/SCC-0229269 DEARBORN OPT LIFE INSUR						
R1839 OTHER ENTITIES	.00	4,680.99	.00	30,609.87	-30,609.87	.00
TOTAL DEARBORN OPT LIFE INSUR	.00	4,680.99	.00	30,609.87	-30,609.87	.00
FUND/SCC-0229272 SERS						
R1890 OTHER MISC RECEIPTS	.00	.00	.00	236,569.59	-236,569.59	.00
TOTAL SERS	.00	.00	.00	236,569.59	-236,569.59	.00
FUND/SCC-0229275 WORKER'S COMP-AGENCY						
R1890 OTHER MISC RECEIPTS	.00	6,548.54	.00	6,548.54	-6,548.54	.00
TOTAL WORKER'S COMP-AGENCY	.00	6,548.54	.00	6,548.54	-6,548.54	.00
FUND/SCC-0229290 ALLSTATE VOLUNTARY INSURA						
R1839 OTHER ENTITIES	.00	18,614.02	.00	125,845.09	-125,845.09	.00
TOTAL ALLSTATE VOLUNTARY INSU	.00	18,614.02	.00	125,845.09	-125,845.09	.00
FUND/SCC-0229291 LINCOLN NATIONAL LTD						
R1839 OTHER ENTITIES	.00	4,417.46	.00	30,490.17	-30,490.17	.00
TOTAL LINCOLN NATIONAL LTD	.00	4,417.46	.00	30,490.17	-30,490.17	.00
FUND/SCC-0229293 MEDICAL MUTUAL FLEX PLAN						
R1839 OTHER ENTITIES	.00	24,793.04	.00	160,276.90	-160,276.90	.00
TOTAL MEDICAL MUTUAL FLEX PLA	.00	24,793.04	.00	160,276.90	-160,276.90	.00
FUND/SCC-0229294 LEGAL SHIELD EMPLOYEE PD						
R1839 OTHER ENTITIES	.00	1,337.80	.00	8,626.16	-8,626.16	.00
TOTAL LEGAL SHIELD EMPLOYEE P	.00	1,337.80	.00	8,626.16	-8,626.16	.00
FUND/SCC-0229801 HATHAWAY BROWN-AGENCY						
R1832 OTHER SCHOOL DISTRICTS	.00	.00	.00	110,135.20	-110,135.20	.00
TOTAL HATHAWAY BROWN-AGENCY	.00	.00	.00	110,135.20	-110,135.20	.00
FUND/SCC-0229806 UNIVERSITY SCHOOL-AGENCY						
R1832 OTHER SCHOOL DISTRICTS	.00	.00	.00	38,420.26	-38,420.26	.00
TOTAL UNIVERSITY SCHOOL-AGENC	.00	.00	.00	38,420.26	-38,420.26	.00
FUND/SCC-0240000 EMP. BEN/SELF INS.PRESCRI						
R1839 OTHER ENTITIES	.00	211,796.17	.00	1,401,177.82	-1,401,177.82	.00
TOTAL EMP. BEN/SELF INS.PRESC	.00	211,796.17	.00	1,401,177.82	-1,401,177.82	.00
FUND/SCC-0249261 EMP. BEN/SELF INS./DENTAL						
R1839 OTHER ENTITIES	.00	61,055.77	.00	426,751.09	-426,751.09	.00
R1890 OTHER MISC RECEIPTS	.00	.00	.00	-114,000.00	114,000.00	.00

POWERSCHOOL
DATE: 02/07/2023
TIME: 14:24:55

SHAKER HEIGHTS CITY SCHOOLS
REVENUE STATUS REPORT

PAGE NUMBER: 8
REVSTA11

SELECTION CRITERIA: ALL
ACCOUNTING PERIOD: 7/23

SORTED BY: FUND/SCC,ACCOUNT
TOTALLED ON: FUND/SCC
PAGE BREAKS ON:

FUND/SCC-0249261 EMP. BEN/SELF INS./DENTAL

ACCOUNT - - - - TITLE - - - - -	BUDGET	PERIOD RECEIPTS	RECEIVABLES	YEAR TO DATE RECEIPTS	AVAILABLE BALANCE	YTD/ BUD
TOTAL EMP. BEN/SELF INS./DENT	.00	61,055.77	.00	312,751.09	-312,751.09	.00
FUND/SCC-0249262 EMP. BEN/SELF INS./HEALTH						
R1839 OTHER ENTITIES	.00	861,461.30	.00	5,746,684.89	-5,746,684.89	.00
R1890 OTHER MISC RECEIPTS	.00	.00	.00	114,950.00	-114,950.00	.00
TOTAL EMP. BEN/SELF INS./HEAL	.00	861,461.30	.00	5,861,634.89	-5,861,634.89	.00
FUND/SCC-0249264 EMP. BEN/SELF INS./COBRA						
R1839 OTHER ENTITIES	.00	1,633.12	.00	6,687.52	-6,687.52	.00
TOTAL EMP. BEN/SELF INS./COBR	.00	1,633.12	.00	6,687.52	-6,687.52	.00
FUND/SCC-0249270 DEARBORN LIFE INSURANCE						
R1839 OTHER ENTITIES	.00	5,397.44	.00	36,557.22	-36,557.22	.00
TOTAL DEARBORN LIFE INSURANCE	.00	5,397.44	.00	36,557.22	-36,557.22	.00
FUND/SCC-2009501 BOOKSTORE						
R1640 BOOKSTORE SALES	.00	210.00	.00	6,299.35	-6,299.35	.00
TOTAL BOOKSTORE	.00	210.00	.00	6,299.35	-6,299.35	.00
FUND/SCC-2009502 CHEERLEADERS						
R1625 SPORT ORIENTED ACTIVITIE	.00	789.00	.00	963.00	-963.00	.00
R1635 SPORT ORIENTED ACTIVITIE	.00	1,217.00	.00	1,217.00	-1,217.00	.00
TOTAL CHEERLEADERS	.00	2,006.00	.00	2,180.00	-2,180.00	.00
FUND/SCC-2009506 YOUTH ENDING HUNGER						
R1626 PUBLIC SERVICE ACTIVITY	.00	.00	.00	2,068.50	-2,068.50	.00
R1820 CONTRIBUT-PRIVATE SOURCE	.00	.00	.00	10.00	-10.00	.00
TOTAL YOUTH ENDING HUNGER	.00	.00	.00	2,078.50	-2,078.50	.00
FUND/SCC-2009512 MIDDLE SCHOOL MODEL UN						
R1631 ACADEMIC ORIENTED ACTIV	.00	1,560.00	.00	2,860.00	-2,860.00	.00
TOTAL MIDDLE SCHOOL MODEL UN	.00	1,560.00	.00	2,860.00	-2,860.00	.00
FUND/SCC-2009521 DRAMA						
R1622 LANGUAGE ORIENTD ACTIVIT	.00	.00	.00	245.00	-245.00	.00
R1631 ACADEMIC ORIENTED ACTIV	.00	.00	.00	1,672.46	-1,672.46	.00
R1820 CONTRIBUT-PRIVATE SOURCE	.00	62.00	.00	2,574.74	-2,574.74	.00
TOTAL DRAMA	.00	62.00	.00	4,492.20	-4,492.20	.00
FUND/SCC-2009525 LATIN CLUB						
R1622 LANGUAGE ORIENTD ACTIVIT	.00	.00	.00	897.00	-897.00	.00
R1632 LANGUAGE ORIENTD ACTIVIT	.00	250.00	.00	625.00	-625.00	.00
TOTAL LATIN CLUB	.00	250.00	.00	1,522.00	-1,522.00	.00

FUND/SCC-2009528 GRISTMILL

POWERSCHOOL
DATE: 02/07/2023
TIME: 14:24:55

SHAKER HEIGHTS CITY SCHOOLS
REVENUE STATUS REPORT

PAGE NUMBER: 9
REVSTA11

SELECTION CRITERIA: ALL
ACCOUNTING PERIOD: 7/23

SORTED BY: FUND/SCC,ACCOUNT
TOTALLED ON: FUND/SCC
PAGE BREAKS ON:

FUND/SCC-2009528 GRISTMILL

ACCOUNT - - - - -	TITLE - - - - -	BUDGET	PERIOD RECEIPTS	RECEIVABLES	YEAR TO DATE RECEIPTS	AVAILABLE BALANCE	YTD/ BUD
R1626	PUBLIC SERVICE ACTIVITY	.00	1,300.00	.00	19,855.00	-19,855.00	.00
TOTAL GRISTMILL		.00	1,300.00	.00	19,855.00	-19,855.00	.00
FUND/SCC-2009531 INSTRUMENTAL							
R1634	MUSIC ORIENTED ACTIVITY	.00	1,140.00	.00	11,712.00	-11,712.00	.00
TOTAL INSTRUMENTAL		.00	1,140.00	.00	11,712.00	-11,712.00	.00
FUND/SCC-2009534 RUGBY CLUB							
R1625	SPORT ORIENTED ACTIVITIE	.00	.00	.00	195.00	-195.00	.00
TOTAL RUGBY CLUB		.00	.00	.00	195.00	-195.00	.00
FUND/SCC-2009535 MODEL UN							
R1621	ACADEMIC ORIENTED ACTIV	.00	.00	.00	172.00	-172.00	.00
TOTAL MODEL UN		.00	.00	.00	172.00	-172.00	.00
FUND/SCC-2009539 ECOLOGY CLUB							
R1626	PUBLIC SERVICE ACTIVITY	.00	.00	.00	705.00	-705.00	.00
R1820	CONTRIBUT-PRIVATE SOURCE	.00	.00	.00	203.57	-203.57	.00
TOTAL ECOLOGY CLUB		.00	.00	.00	908.57	-908.57	.00
FUND/SCC-2009545 HS STUDENT COUNCIL							
R1820	CONTRIBUT-PRIVATE SOURCE	.00	.00	.00	156.90	-156.90	.00
TOTAL HS STUDENT COUNCIL		.00	.00	.00	156.90	-156.90	.00
FUND/SCC-2009553 SKI CLUB							
R1635	SPORT ORIENTED ACTIVITIE	.00	8,400.00	.00	42,355.00	-42,355.00	.00
TOTAL SKI CLUB		.00	8,400.00	.00	42,355.00	-42,355.00	.00
FUND/SCC-2009555 STUDENT COUNCIL NOT HS							
R1626	PUBLIC SERVICE ACTIVITY	.00	.00	.00	3,519.00	-3,519.00	.00
TOTAL STUDENT COUNCIL NOT HS		.00	.00	.00	3,519.00	-3,519.00	.00
FUND/SCC-2009586 RAIDERETTES (STUDENT ACTI							
R1634	MUSIC ORIENTED ACTIVITY	.00	.00	.00	2,661.50	-2,661.50	.00
TOTAL RAIDERETTES (STUDENT AC		.00	.00	.00	2,661.50	-2,661.50	.00
FUND/SCC-2009588 IB COMMUNITY SERVICE PROJ							
R1626	PUBLIC SERVICE ACTIVITY	.00	15.00	.00	75.00	-75.00	.00
TOTAL IB COMMUNITY SERVICE PR		.00	15.00	.00	75.00	-75.00	.00
FUND/SCC-2009603 CLASS OF 2022							
R1626	PUBLIC SERVICE ACTIVITY	.00	.00	.00	77.61	-77.61	.00
TOTAL CLASS OF 2022		.00	.00	.00	77.61	-77.61	.00

FUND/SCC-2009605 CLASS OF 2023

POWERSCHOOL
DATE: 02/07/2023
TIME: 14:24:55

SHAKER HEIGHTS CITY SCHOOLS
REVENUE STATUS REPORT

PAGE NUMBER: 10
REVSTA11

SELECTION CRITERIA: ALL
ACCOUNTING PERIOD: 7/23

SORTED BY: FUND/SCC,ACCOUNT
TOTALLED ON: FUND/SCC
PAGE BREAKS ON:

FUND/SCC-2009605 CLASS OF 2023

ACCOUNT - - - -	TITLE - - - -	BUDGET	PERIOD RECEIPTS	RECEIVABLES	YEAR TO DATE RECEIPTS	AVAILABLE BALANCE	YTD/ BUD
R1626	PUBLIC SERVICE ACTIVITY	.00	.00	.00	21,408.71	-21,408.71	.00
R1820	CONTRIBUT-PRIVATE SOURCE	.00	.00	.00	759.79	-759.79	.00
TOTAL CLASS OF 2023		.00	.00	.00	22,168.50	-22,168.50	.00
FUND/SCC-2009609 MOCK TRIAL-HIGH SCHOOL							
R1626	PUBLIC SERVICE ACTIVITY	.00	.00	.00	779.10	-779.10	.00
TOTAL MOCK TRIAL-HIGH SCHOOL		.00	.00	.00	779.10	-779.10	.00
FUND/SCC-2009610 HS CLASS OF 2024							
R1626	PUBLIC SERVICE ACTIVITY	.00	.00	.00	1,841.00	-1,841.00	.00
R1820	CONTRIBUT-PRIVATE SOURCE	.00	172.06	.00	172.06	-172.06	.00
TOTAL HS CLASS OF 2024		.00	172.06	.00	2,013.06	-2,013.06	.00
FUND/SCC-2009612 HS CLASS OF 2025							
R1820	CONTRIBUT-PRIVATE SOURCE	.00	10.00	.00	239.07	-239.07	.00
TOTAL HS CLASS OF 2025		.00	10.00	.00	239.07	-239.07	.00
FUND/SCC-2009613 CLASS OF 2026							
R1820	CONTRIBUT-PRIVATE SOURCE	.00	.00	.00	157.63	-157.63	.00
TOTAL CLASS OF 2026		.00	.00	.00	157.63	-157.63	.00
FUND/SCC-2009614 RAIDER ROAST							
R1626	PUBLIC SERVICE ACTIVITY	.00	186.00	.00	1,194.00	-1,194.00	.00
R1820	CONTRIBUT-PRIVATE SOURCE	.00	.00	.00	2,026.07	-2,026.07	.00
TOTAL RAIDER ROAST		.00	186.00	.00	3,220.07	-3,220.07	.00
FUND/SCC-2009615 FIELDSTONE RIDING							
R1626	PUBLIC SERVICE ACTIVITY	.00	.00	.00	384.25	-384.25	.00
R1820	CONTRIBUT-PRIVATE SOURCE	.00	.00	.00	695.23	-695.23	.00
TOTAL FIELDSTONE RIDING		.00	.00	.00	1,079.48	-1,079.48	.00
FUND/SCC-2009616 HS SKI CLUB							
R1635	SPORT ORIENTED ACTIVITIE	.00	.00	.00	3,520.00	-3,520.00	.00
TOTAL HS SKI CLUB		.00	.00	.00	3,520.00	-3,520.00	.00
FUND/SCC-3009601 H.S. MEN'S ATHLETICS							
R1625	SPORT ORIENTED ACTIVITIE	.00	12,110.85	.00	64,377.42	-64,377.42	.00
R1635	SPORT ORIENTED ACTIVITIE	.00	300.00	.00	300.00	-300.00	.00
R1890	OTHER MISC RECEIPTS	.00	.00	.00	1,682.09	-1,682.09	.00
R5100	TRANSFERS-IN	.00	52,500.00	.00	117,500.00	-117,500.00	.00
TOTAL H.S. MEN'S ATHLETICS		.00	64,910.85	.00	183,859.51	-183,859.51	.00
FUND/SCC-3009602 M.S. ATHLETICS							
R1615	SPORT ORIENTED ACTIVITIE	.00	.00	.00	985.00	-985.00	.00
R1860	FINES	.00	.00	.00	20.00	-20.00	.00

POWERSCHOOL
DATE: 02/07/2023
TIME: 14:24:55

SHAKER HEIGHTS CITY SCHOOLS
REVENUE STATUS REPORT

PAGE NUMBER: 11
REVSTA11

SELECTION CRITERIA: ALL
ACCOUNTING PERIOD: 7/23

SORTED BY: FUND/SCC,ACCOUNT
TOTALLED ON: FUND/SCC
PAGE BREAKS ON:

FUND/SCC-3009602 M.S. ATHLETICS

ACCOUNT - - - - TITLE - - - - -	BUDGET	PERIOD RECEIPTS	RECEIVABLES	YEAR TO DATE RECEIPTS	AVAILABLE BALANCE	YTD/ BUD
R5100 TRANSFERS-IN	.00	10,000.00	.00	30,000.00	-30,000.00	.00
TOTAL M.S. ATHLETICS	.00	10,000.00	.00	31,005.00	-31,005.00	.00
FUND/SCC-3009603 H.S. WOMEN'S ATHLETICS						
R1625 SPORT ORIENTED ACTIVITIE	.00	759.00	.00	26,842.92	-26,842.92	.00
R1890 OTHER MISC RECEIPTS	.00	2,250.00	.00	4,432.08	-4,432.08	.00
R5100 TRANSFERS-IN	.00	52,500.00	.00	102,500.00	-102,500.00	.00
TOTAL H.S. WOMEN'S ATHLETICS	.00	55,509.00	.00	133,775.00	-133,775.00	.00
FUND/SCC-3009608 GIRLS VOLLEYBALL FUND						
R1625 SPORT ORIENTED ACTIVITIE	.00	.00	.00	1,743.00	-1,743.00	.00
TOTAL GIRLS VOLLEYBALL FUND	.00	.00	.00	1,743.00	-1,743.00	.00
FUND/SCC-3009613 FOOTBALL FUNDRAISER						
R1635 SPORT ORIENTED ACTIVITIE	.00	.00	.00	50.00	-50.00	.00
TOTAL FOOTBALL FUNDRAISER	.00	.00	.00	50.00	-50.00	.00
FUND/SCC-3009614 BASKETBALL FUNDRAISER						
R1625 SPORT ORIENTED ACTIVITIE	.00	6,122.75	.00	9,432.75	-9,432.75	.00
R1820 CONTRIBUT-PRIVATE SOURCE	.00	12,190.90	.00	15,240.90	-15,240.90	.00
TOTAL BASKETBALL FUNDRAISER	.00	18,313.65	.00	24,673.65	-24,673.65	.00
FUND/SCC-3009616 BASEBALL FUNDRAISER						
R1820 CONTRIBUT-PRIVATE SOURCE	.00	.00	.00	1,926.58	-1,926.58	.00
TOTAL BASEBALL FUNDRAISER	.00	.00	.00	1,926.58	-1,926.58	.00
FUND/SCC-3009620 GIRLS CROSS COUNTRY FUND						
R1625 SPORT ORIENTED ACTIVITIE	.00	.00	.00	-450.00	450.00	.00
R1635 SPORT ORIENTED ACTIVITIE	.00	.00	.00	8,325.00	-8,325.00	.00
R1890 OTHER MISC RECEIPTS	.00	.00	.00	1,778.92	-1,778.92	.00
TOTAL GIRLS CROSS COUNTRY FUN	.00	.00	.00	9,653.92	-9,653.92	.00
FUND/SCC-3009625 BOYS SWIMMING FUNDRAISER						
R1820 CONTRIBUT-PRIVATE SOURCE	.00	.00	.00	405.00	-405.00	.00
TOTAL BOYS SWIMMING FUNDRAISE	.00	.00	.00	405.00	-405.00	.00
FUND/SCC-3009626 GIRLS SWIMMING FUNDRAISER						
R1635 SPORT ORIENTED ACTIVITIE	.00	136.23	.00	551.23	-551.23	.00
TOTAL GIRLS SWIMMING FUNDR AIS	.00	136.23	.00	551.23	-551.23	.00
FUND/SCC-3009629 MS ATHLETICS FUNDRAISER						
R1625 SPORT ORIENTED ACTIVITIE	.00	.00	.00	6,077.50	-6,077.50	.00
TOTAL MS ATHLETICS FUNDRAISER	.00	.00	.00	6,077.50	-6,077.50	.00

FUND/SCC-4019303 ST DOMINIC FY 23

POWERSCHOOL
DATE: 02/07/2023
TIME: 14:24:55

SHAKER HEIGHTS CITY SCHOOLS
REVENUE STATUS REPORT

PAGE NUMBER: 12
REVSTA11

SELECTION CRITERIA: ALL
ACCOUNTING PERIOD: 7/23

SORTED BY: FUND/SCC,ACCOUNT
TOTALLED ON: FUND/SCC
PAGE BREAKS ON:

FUND/SCC-4019303 ST DOMINIC FY 23

ACCOUNT - - - - TITLE - - - - -	BUDGET	PERIOD RECEIPTS	RECEIVABLES	YEAR TO DATE RECEIPTS	AVAILABLE BALANCE	YTD/ BUD
R1410 INTEREST ON INVESTMENTS	.00	42.17	.00	275.23	-275.23	.00
R3219 OTHR RSTRD GRANT AID -OH	.00	.00	.00	90,530.43	-90,530.43	.00
TOTAL ST DOMINIC FY 23	.00	42.17	.00	90,805.66	-90,805.66	.00
FUND/SCC-4519223 ETECH CONNECTIVITY FY23						
R3219 OTHR RSTRD GRANT AID -OH	.00	.00	.00	7,200.00	-7,200.00	.00
TOTAL ETECH CONNECTIVITY FY23	.00	.00	.00	7,200.00	-7,200.00	.00
FUND/SCC-4999022 PARENT MENTOR GRANT FY22						
R3219 OTHR RSTRD GRANT AID -OH	.00	.00	.00	5,992.65	-5,992.65	.00
TOTAL PARENT MENTOR GRANT FY2	.00	.00	.00	5,992.65	-5,992.65	.00
FUND/SCC-5079003 ARP ESSER FY23						
R4220 RSTRD GRANT AID-FED GOV	.00	241,352.25	.00	761,306.57	-761,306.57	.00
TOTAL ARP ESSER FY23	.00	241,352.25	.00	761,306.57	-761,306.57	.00
FUND/SCC-5079022 ESSER II						
R4220 RSTRD GRANT AID-FED GOV	.00	.00	.00	118,985.36	-118,985.36	.00
TOTAL ESSER II	.00	.00	.00	118,985.36	-118,985.36	.00
FUND/SCC-5079023 ARP ESSER						
R4220 RSTRD GRANT AID-FED GOV	.00	.00	.00	882,837.48	-882,837.48	.00
TOTAL ARP ESSER	.00	.00	.00	882,837.48	-882,837.48	.00
FUND/SCC-5079024 ARP HOMELESS						
R4220 RSTRD GRANT AID-FED GOV	.00	.00	.00	10,000.00	-10,000.00	.00
TOTAL ARP HOMELESS	.00	.00	.00	10,000.00	-10,000.00	.00
FUND/SCC-5169216 IDEA B FY22						
R4220 RSTRD GRANT AID-FED GOV	.00	149,730.72	.00	515,401.77	-515,401.77	.00
TOTAL IDEA B FY22	.00	149,730.72	.00	515,401.77	-515,401.77	.00
FUND/SCC-5169316 IDEA B FY23						
R4220 RSTRD GRANT AID-FED GOV	.00	117,828.72	.00	391,153.66	-391,153.66	.00
TOTAL IDEA B FY23	.00	117,828.72	.00	391,153.66	-391,153.66	.00
FUND/SCC-5519251 TITLE III LEP FY22						
R4220 RSTRD GRANT AID-FED GOV	.00	536.85	.00	3,908.91	-3,908.91	.00
TOTAL TITLE III LEP FY22	.00	536.85	.00	3,908.91	-3,908.91	.00
FUND/SCC-5519351 TITLE III LEP FY23						
R4220 RSTRD GRANT AID-FED GOV	.00	834.62	.00	2,921.17	-2,921.17	.00
TOTAL TITLE III LEP FY23	.00	834.62	.00	2,921.17	-2,921.17	.00
FUND/SCC-5729272 TITLE I FY22						

POWERSCHOOL
DATE: 02/07/2023
TIME: 14:24:55

SHAKER HEIGHTS CITY SCHOOLS
REVENUE STATUS REPORT

PAGE NUMBER: 13
REVSTA11

SELECTION CRITERIA: ALL
ACCOUNTING PERIOD: 7/23

SORTED BY: FUND/SCC,ACCOUNT
TOTALLED ON: FUND/SCC
PAGE BREAKS ON:

FUND/SCC-5729272 TITLE I FY22

ACCOUNT - - - - TITLE - - - - -	BUDGET	PERIOD RECEIPTS	RECEIVABLES	YEAR TO DATE RECEIPTS	AVAILABLE BALANCE	YTD/ BUD
R4220 RSTRD GRANT AID-FED GOV	.00	.00	.00	145,952.54	-145,952.54	.00
TOTAL TITLE I FY22	.00	.00	.00	145,952.54	-145,952.54	.00
FUND/SCC-5729322 EOEC FY 22						
R4220 RSTRD GRANT AID-FED GOV	.00	1,159.19	.00	8,953.42	-8,953.42	.00
TOTAL EOEC FY 22	.00	1,159.19	.00	8,953.42	-8,953.42	.00
FUND/SCC-5729372 TITLE I FY23						
R4220 RSTRD GRANT AID-FED GOV	.00	124,514.76	.00	436,810.92	-436,810.92	.00
TOTAL TITLE I FY23	.00	124,514.76	.00	436,810.92	-436,810.92	.00
FUND/SCC-5849022 TITLE IV FY22						
R1890 OTHER MISC RECEIPTS	.00	.00	.00	-6,743.18	6,743.18	.00
R4220 RSTRD GRANT AID-FED GOV	.00	.00	.00	28,448.63	-28,448.63	.00
TOTAL TITLE IV FY22	.00	.00	.00	21,705.45	-21,705.45	.00
FUND/SCC-5849023 TITLE IV FY23						
R4220 RSTRD GRANT AID-FED GOV	.00	.00	.00	10,815.00	-10,815.00	.00
TOTAL TITLE IV FY23	.00	.00	.00	10,815.00	-10,815.00	.00
FUND/SCC-5879287 PRE-K SPEC ED GRANT FY22						
R4220 RSTRD GRANT AID-FED GOV	.00	473.47	.00	4,266.91	-4,266.91	.00
TOTAL PRE-K SPEC ED GRANT FY2	.00	473.47	.00	4,266.91	-4,266.91	.00
FUND/SCC-5879387 PRE-K SPEC ED GRANT FY23						
R4220 RSTRD GRANT AID-FED GOV	.00	1,906.88	.00	6,674.08	-6,674.08	.00
TOTAL PRE-K SPEC ED GRANT FY2	.00	1,906.88	.00	6,674.08	-6,674.08	.00
FUND/SCC-5909290 TITLE II FY22						
R1890 OTHER MISC RECEIPTS	.00	.00	.00	-2,541.39	2,541.39	.00
R4220 RSTRD GRANT AID-FED GOV	.00	.00	.00	65,210.99	-65,210.99	.00
TOTAL TITLE II FY22	.00	.00	.00	62,669.60	-62,669.60	.00
FUND/SCC-5909390 TITLE II FY23						
R4220 RSTRD GRANT AID-FED GOV	.00	18,785.16	.00	59,443.76	-59,443.76	.00
TOTAL TITLE II FY23	.00	18,785.16	.00	59,443.76	-59,443.76	.00
TOTAL REPORT	.00	8,552,877.49	.00	70,134,303.74	-70,134,303.74	.00

8. BUDGET ACCOUNT SUMMARY

POWERSCHOOL
DATE: 02/07/2023
TIME: 14:30:37

SHAKER HEIGHTS CITY SCHOOLS
EXPENDITURE STATUS REPORT

PAGE NUMBER: 1
EXPSTA11

SELECTION CRITERIA: ALL
ACCOUNTING PERIOD: 7/23

SORTED BY: FUND/SCC,1ST SUBTOTAL,ACCOUNT
TOTALD ON: FUND/SCC,1ST SUBTOTAL
PAGE BREAKS ON:

FUND/SCC-0010000 GENERAL
1ST SUBTOTAL-100 GENERAL

ACCOUNT	TITLE	BUDGET	PERIOD EXPENDITURES	ENCUMBRANCES OUTSTANDING	YEAR TO DATE EXP	AVAILABLE BALANCE	YTD/ BUD
1ST SUBTOTAL-100	PERSONAL SERVICES						
111	REGULAR	39,726,312.00	3,172,449.08	.00	23,174,926.10	16,551,385.90	58.34
112	TEMPORARY	871,000.00	69,138.13	.00	289,265.50	581,734.50	33.21
113	SUPPLEMENTAL	1,315,000.00	38,277.38	.00	857,806.90	457,193.10	65.23
119	OTHER CERTIFIED SAL	-20,000.00	.00	.00	.00	-20,000.00	.00
121	SICK LEAVE	2,773,530.00	343,232.44	.00	1,400,383.57	1,373,146.43	50.49
122	PERSONAL LEAVE	462,579.00	31,959.16	.00	231,149.37	231,429.63	49.97
123	VACATION LEAVE	199,600.00	29,494.67	.00	144,547.20	55,052.80	72.42
125	PROFESSIONAL LEAVE	255,615.00	51,039.73	.00	238,473.97	17,141.03	93.29
127	JURY DUTY	16,201.00	286.39	.00	8,922.12	7,278.88	55.07
132	TERMINATION BENEFIT	97,384.00	.00	.00	49,788.40	47,595.60	51.13
139	OTHER CERTIFIED COM	221,616.00	24,444.39	.00	292,190.03	-70,574.03	131.85
141	REGULAR	12,349,081.00	946,713.21	.00	6,848,815.30	5,500,265.70	55.46
142	TEMPORARY	358,000.00	37,042.92	.00	214,053.78	143,946.22	59.79
143	SUPPLEMENTAL	520,000.00	35,776.74	.00	333,097.76	186,902.24	64.06
144	OVERTIME	850,000.00	85,868.67	.00	628,400.45	221,599.55	73.93
149	OTHER NONCERTIFIED	3,000.00	.00	.00	4,675.03	-1,675.03	155.83
151	SICK LEAVE	792,596.00	89,947.26	.00	401,298.19	391,297.81	50.63
152	PERSONAL LEAVE	131,225.00	12,861.68	.00	77,511.34	53,713.66	59.07
153	VACATION LEAVE	647,338.00	62,495.78	.00	382,541.09	264,796.91	59.09
155	PROFESSIONAL LEAVE	17,316.00	894.86	.00	15,419.67	1,896.33	89.05
157	JURY DUTY	6,607.00	.00	.00	1,061.76	5,545.24	16.07
159	OTHER NONCERTIFIED	37,916.00	25,890.10	.00	85,884.07	-47,968.07	226.51
162	TERMINATION BENEFIT	309,084.00	.00	.00	41,637.69	267,446.31	13.47
169	OTHER NONCERTIFIED	12,000.00	1,702.15	.00	6,322.47	5,677.53	52.69
172	STUDENT WORKERS	61,437.00	2,750.04	.00	28,272.29	33,164.71	46.02
179	OTHER EMPLOYEES	393,563.00	38,959.22	.00	186,905.26	206,657.74	47.49
	TOTAL PERSONAL SERVICES	62,408,000.00	5,101,224.00	.00	35,943,349.31	26,464,650.69	57.59
1ST SUBTOTAL-200	EMPLOYEE RETIREMNT & INS.						
211	STRS-EMPLOYER'S SHA	6,419,674.00	525,062.39	.00	3,707,639.98	2,712,034.02	57.75
212	STRS-EMPLOYER'S SHA	367,326.00	31,668.24	.00	214,998.63	152,327.37	58.53
213	SOCIAL SECURITY	648,478.00	52,911.97	.00	378,788.22	269,689.78	58.41
221	SERS-EMPLOYER'S SHA	2,589,377.00	212,064.61	.00	1,471,238.80	1,118,138.20	56.82
222	SERS-EMPLOYER'S SHA	407,623.00	35,578.06	.00	248,855.58	158,767.42	61.05
223	SOCIAL SECURITY	216,522.00	17,574.35	.00	122,360.87	94,161.13	56.51
231	TUITION REIMBURSEME	115,556.39	59,030.00	46,967.39	59,385.00	9,204.00	92.04
232	UNIFORM/TOOLSREIMBU	48,915.29	1,852.50	35,331.74	16,347.52	-2,763.97	105.65
233	MEETING EXPENSE-SUP	86,246.50	9,220.30	43,898.91	66,725.21	-24,377.62	128.27
241	MEDICAL/HOSPITALIZA	5,515,465.00	468,086.54	.00	3,175,951.66	2,339,513.34	57.58
242	LIFE INSURANCE	41,758.00	3,279.00	.00	22,683.97	19,074.03	54.32
243	DENTAL INSURANCE	430,530.00	33,028.38	.00	234,459.54	196,070.46	54.46
249	CERTIFIED OTHER INS	1,342,876.00	115,074.89	.00	776,426.75	566,449.25	57.82
251	MEDICAL/HOSPITALIZA	2,558,561.00	220,434.73	.00	1,437,551.52	1,121,009.48	56.19
252	LIFE INSURANCE	20,742.00	1,679.06	.00	10,948.15	9,793.85	52.78
253	DENTAL INSURANCE	204,418.00	15,833.12	.00	107,565.69	96,852.31	52.62

POWERSCHOOL
DATE: 02/07/2023
TIME: 14:30:37

SHAKER HEIGHTS CITY SCHOOLS
EXPENDITURE STATUS REPORT

PAGE NUMBER: 2
EXPSTA11

SELECTION CRITERIA: ALL
ACCOUNTING PERIOD: 7/23

SORTED BY: FUND/SCC,1ST SUBTOTAL,ACCOUNT
TOTALLED ON: FUND/SCC,1ST SUBTOTAL
PAGE BREAKS ON:

FUND/SCC-0010000 GENERAL
1ST SUBTOTAL-200 GENERAL

ACCOUNT	TITLE	BUDGET	PERIOD EXPENDITURES	ENCUMBRANCES OUTSTANDING	YEAR TO DATE EXP	AVAILABLE BALANCE	YTD/ BUD
259	NONCERTIFIED INS BE	625,150.00	54,350.76	.00	349,460.40	275,689.60	55.90
281	UNEMPLOYMENT CERTIF	.00	.00	25,000.00	.00	-25,000.00	.00
282	UNEMPLOYMENT NON-CE	13,500.00	3,740.24	171,259.76	3,740.24	-161,500.00	1296.30
	TOTAL EMPLOYEE RETIREMNT & IN	21,652,718.18	1,860,469.14	322,457.80	12,405,127.73	8,925,132.65	58.78
1ST SUBTOTAL-400	PURCHASED SERVICES						
411	INSTRUCTION SERVICE	113,967.50	.00	68,183.50	8,724.00	37,060.00	67.48
412	INSTRUCT. IMPROV. S	356,103.26	.00	195,247.11	228,559.09	-67,702.94	119.01
413	HEALTH SERVICES	599,559.16	31,563.85	460,878.40	209,885.78	-71,205.02	111.88
414	STAFF SERVICES	467,000.00	60,603.84	943,140.67	289,359.33	-765,500.00	263.92
415	MANAGEMENT SERVICES	60,539.97	4,374.90	29,189.83	31,871.14	-521.00	100.86
416	DATA PROCESSING SER	200,515.00	28,633.40	3,398.00	149,274.76	47,842.24	76.14
417	STATISTICAL SERVICE	210,972.35	5,293.48	300,335.86	42,664.84	-132,028.35	162.58
418	PROF./LEGAL SERVICE	437,708.20	25,143.67	730,695.46	233,904.41	-526,891.67	220.38
419	OTHER PROF. & TECH.	2,744,998.38	155,383.88	1,712,240.26	1,546,986.27	-514,228.15	118.73
422	GARBAGE REMOVE & CL	85,487.88	6,873.31	35,904.29	46,804.80	2,778.79	96.75
423	REPAIRS & MAINTENAN	2,596,864.00	136,375.88	1,245,365.92	1,474,109.31	-122,611.23	104.72
424	PROPERTY INSURANCE	179,000.00	.00	.00	195,021.00	-16,021.00	108.95
425	RENTALS	127,767.00	6,146.32	21,510.08	106,507.79	-250.87	100.20
426	LEASE PURCHASE AGRE	125,964.79	9,673.25	48,668.04	69,038.75	8,258.00	93.44
431	CERTIFIED TRAVEL RE	5,964.76	1,141.61	2,834.83	7,003.74	-3,873.81	164.94
432	CERTIFIED MEETING E	171,993.39	18,573.03	11,414.99	156,021.51	4,556.89	97.35
433	NONCERTIFIED TRAVEL	1,975.60	291.50	1,235.00	1,572.08	-831.48	142.09
434	NONCERTIFIED MEETIN	65,616.00	5,796.27	11,464.00	26,676.33	27,475.67	58.13
439	OTHER TRAV./MEET EX	6,140.00	.00	.00	880.00	5,260.00	14.33
441	TELEPHONE SERVICE	226,040.25	49,136.88	121,862.79	128,869.64	-24,692.18	110.92
442	TELEGRAPH SERVICE	-97,400.00	-26,033.64	.00	-224,013.24	126,613.24	229.99
443	POSTAGE	21,596.00	.00	.00	10,180.09	11,415.91	47.14
444	POSTAGE MACHINE REN	1,376.76	.00	1,376.76	2,752.08	-2,752.08	299.90
445	MAIL/MESSENGER SERV	1,755.29	43.38	2,869.14	233.61	-1,347.46	176.77
446	ADVERTISING	4,175.00	.00	950.00	1,465.60	1,759.40	57.86
447	INTERNET ACCESS SER	33,775.00	2,723.86	16,344.86	19,067.02	-1,636.88	104.85
451	ELECTRICITY	551,000.00	42,781.50	375,957.18	266,542.82	-91,500.00	116.61
452	WATER AND SEWAGE	314,000.00	26,960.99	154,847.31	199,852.69	-40,700.00	112.96
453	GAS	352,000.00	37,573.75	244,193.81	161,806.19	-54,000.00	115.34
461	PRINTING AND BINDIN	57,807.32	1,660.00	9,230.82	17,348.01	31,228.49	45.98
471	TUITION PD. OTHER O	49,273.00	2,738.80	15,000.00	11,235.80	23,037.20	53.25
474	EXCESS COSTS	270,615.00	.00	.00	.00	270,615.00	.00
475	SPEC ED PMNT WITHIN	2,338,805.73	70,402.27	1,484,683.82	937,712.96	-83,591.05	103.57
476	PAYMNT UNDER A VOC.	682,508.59	28,928.40	242,129.59	154,939.12	285,439.88	58.18
477	PAYMNT UNDER OPEN E	10,680.72	.00	28,460.35	2,220.37	-20,000.00	287.25
479	OTHER PAYMENTS	71,397.00	2,044.74	.00	28,390.44	43,006.56	39.76
483	TRANSP. FROM OTHER	1,005,446.00	252,927.08	425,237.80	718,753.76	-138,545.56	113.78
489	TRANSPORTATION OTHR	-297.00	.00	.00	.00	-297.00	.00
499	OTHER PURCHASED SER	250,000.00	.00	.00	1,448.68	248,551.32	.58
	TOTAL PURCHASED SERVICES	14,702,691.90	987,756.20	8,944,850.47	7,263,670.57	-1,505,829.14	110.24

POWERSCHOOL
DATE: 02/07/2023
TIME: 14:30:37

SHAKER HEIGHTS CITY SCHOOLS
EXPENDITURE STATUS REPORT

PAGE NUMBER: 3
EXPSTA11

SELECTION CRITERIA: ALL
ACCOUNTING PERIOD: 7/23

SORTED BY: FUND/SCC,1ST SUBTOTAL,ACCOUNT
TOTALD ON: FUND/SCC,1ST SUBTOTAL
PAGE BREAKS ON:

FUND/SCC-0010000 GENERAL
1ST SUBTOTAL-400 GENERAL

ACCOUNT	TITLE	BUDGET	PERIOD EXPENDITURES	ENCUMBRANCES OUTSTANDING	YEAR TO DATE EXP	AVAILABLE BALANCE	YTD/ BUD
1ST SUBTOTAL-500	SUPPLIES AND MATERIALS						
511	CLASSROOM SUPPLIES	623,941.67	63,729.58	188,278.19	434,982.58	680.90	99.89
512	OFFICE SUPPLIES	104,215.18	3,109.21	32,675.38	37,906.65	33,633.15	67.73
514	HEALTH & HYGIENE SU	8,448.00	277.76	2,049.60	10,611.66	-4,213.26	149.87
516	SOFTWARE MATERIALS	504,687.45	34,584.49	102,525.00	307,888.24	94,274.21	81.32
517	COMPUTER SUPPLIES	36,671.58	1,314.98	13,568.97	33,225.14	-10,122.53	127.60
519	OTHER GENERAL SUPPL	1,239,311.52	53,529.43	2,031,975.88	419,764.81	-1,212,429.17	197.83
521	NEW TEXTBOOKS	78,929.30	313.23	18,136.06	153,722.93	-92,929.69	217.74
522	REPLACEMENT TEXTBOO	745.00	.00	.00	.00	745.00	.00
523	REBINDING TEXTBOOKS	3,653.00	.00	1,012.85	487.15	2,153.00	41.06
524	SUPPLEMENTAL TEXTBO	.00	.00	.00	687.86	-687.86	.00
525	ELECTRON INSTRUC MA	258,495.50	-1,300.00	9,532.07	426,384.99	-177,421.56	168.64
531	NEW LIBRARY BOOKS	116,908.35	4,813.88	33,126.50	35,843.03	47,938.82	58.99
541	NEWSPAPERS	1,554.00	.00	.00	68.00	1,486.00	4.38
542	PERIODICALS	4,833.00	1,147.00	1,950.00	3,157.45	-274.45	105.68
543	ELECTRONIC MEDIA	45.00	.00	.00	.00	45.00	.00
546	SUBSCRIPTION SERVIC	53,787.00	.00	96.00	48,873.01	4,817.99	91.04
549	OTHER	281.00	.00	.00	.00	281.00	.00
560	FOOD & MATERIALS	18,329.78	5,014.05	4,061.88	15,189.01	-921.11	105.03
569	OTHER	2,745.00	262.69	5,379.50	3,761.31	-6,395.81	333.00
571	LAND	50,891.43	.00	18,495.68	1,627.27	30,768.48	39.54
572	BUILDINGS	218,547.45	15,817.09	46,956.18	146,436.11	25,155.16	88.49
573	EQUIPMENT AND FURNI	34,474.00	.00	633.00	1,123.91	32,717.09	5.10
581	VEHICLE REPAIR PART	289,500.72	14,898.64	202,693.30	122,481.57	-35,674.15	112.32
582	FUEL	275,435.84	28,459.67	98,353.86	157,081.98	20,000.00	92.74
583	TIRES AND TUBES	14,241.37	4,793.45	13,679.44	16,788.42	-16,226.49	213.94
	TOTAL SUPPLIES AND MATERIALS	3,940,672.14	230,765.15	2,825,179.34	2,378,093.08	-1,262,600.28	132.04
1ST SUBTOTAL-600	CAPITAL OUTLAY						
620	BUILDINGS	39,027.29	.00	72,654.29	.00	-33,627.00	186.16
630	IMPROVEMENTS NON BU	6,384.00	.00	657.00	29,690.12	-23,963.12	475.36
640	EQUIPMENT	1,840,660.88	266,949.44	712,116.31	542,659.51	585,885.06	68.17
644	TECHNICAL EQUIPMENT	212,604.34	3,373.51	30,512.23	107,914.56	74,177.55	65.11
645	CAPITALIZED EQUIPME	188,383.00	.00	40,189.00	10,875.00	137,319.00	27.11
650	VEHICLES	270,635.63	.00	59,094.63	.00	211,541.00	21.84
660	SCHOOL BUSES	520,799.00	.00	520,799.00	.00	.00	100.00
	TOTAL CAPITAL OUTLAY	3,078,494.14	270,322.95	1,436,022.46	691,139.19	951,332.49	69.10
1ST SUBTOTAL-800	OTHER OBJECTS						
811	SERIAL BONDS	200,000.00	.00	.00	200,000.00	.00	100.00
814	LOAN FOR ENERGY CON	160,000.00	.00	.00	160,000.00	.00	100.00
821	SERIAL BONDS	2,000.00	.00	.00	2,000.00	.00	100.00
824	LOANS-ENERGY CONSER	21,425.00	.00	.00	11,512.50	9,912.50	53.73
841	MEMBERSHIP-PROFESSI	116,465.00	18,674.00	9,181.87	129,839.13	-22,556.00	119.37
843	AUDIT EXAMINATIONS	46,276.00	13,573.00	12,452.00	29,248.00	4,576.00	90.11

POWERSCHOOL
DATE: 02/07/2023
TIME: 14:30:37

SHAKER HEIGHTS CITY SCHOOLS
EXPENDITURE STATUS REPORT

PAGE NUMBER: 4
EXPSTA11

SELECTION CRITERIA: ALL
ACCOUNTING PERIOD: 7/23

SORTED BY: FUND/SCC,1ST SUBTOTAL,ACCOUNT
TOTALLED ON: FUND/SCC,1ST SUBTOTAL
PAGE BREAKS ON:

FUND/SCC-0010000 GENERAL
1ST SUBTOTAL-800 GENERAL

ACCOUNT	TITLE	BUDGET	PERIOD EXPENDITURES	ENCUMBRANCES OUTSTANDING	YEAR TO DATE EXP	AVAILABLE BALANCE	YTD/ BUD
845	PROPERTY TAX COLLEC	1,318,000.00	.00	.00	537,394.25	780,605.75	40.77
848	BANK CHARGES	117,961.18	6,347.37	83,845.99	64,265.19	-30,150.00	125.56
849	OTHER DUES AND FEES	25,751.00	120.00	1,615.75	19,858.39	4,276.86	83.39
851	LIABILITY INSURANCE	195,000.00	.00	20,000.00	185,131.48	-10,131.48	105.20
864	OUT OF COURT SETTLE	75,003.65	.00	82,314.00	16,085.65	-23,396.00	131.19
869	OTHER JUDGMENTS	613.00	.00	217.00	.00	396.00	35.40
870	TAXES AND ASSESSMEN	5,157.18	2,336.98	5,154.18	2,336.98	-2,333.98	145.26
880	AWARDS AND PRIZES	1,316.00	.00	.00	116.05	1,199.95	8.82
889	OTHER AWARDS AND PR	3,555.00	.00	624.00	345.40	2,585.60	27.27
	TOTAL OTHER OBJECTS	2,288,523.01	41,051.35	215,404.79	1,358,133.02	714,985.20	68.76
1ST SUBTOTAL-900 OTHER USES OF FUNDS							
910	TRANSFER & CONTINGE	375,000.00	115,000.00	.00	250,000.00	125,000.00	66.67
	TOTAL OTHER USES OF FUNDS	375,000.00	115,000.00	.00	250,000.00	125,000.00	66.67
	TOTAL GENERAL	108,446,099.37	8,606,588.79	13,743,914.86	60,289,512.90	34,412,671.61	68.27
FUND/SCC-0020000 BOND RETIREMENT							
1ST SUBTOTAL-400 PURCHASED SERVICES							
418	PROF./LEGAL SERVICE	.00	.00	20,000.00	.00	-20,000.00	.00
	TOTAL PURCHASED SERVICES	.00	.00	20,000.00	.00	-20,000.00	.00
1ST SUBTOTAL-800 OTHER OBJECTS							
811	SERIAL BONDS	.00	.00	.00	1,290,000.00	-1,290,000.00	.00
821	SERIAL BONDS	.00	.00	.00	88,095.00	-88,095.00	.00
845	PROPERTY TAX COLLEC	.00	.00	.00	12,418.72	-12,418.72	.00
	TOTAL OTHER OBJECTS	.00	.00	.00	1,390,513.72	-1,390,513.72	.00
	TOTAL BOND RETIREMENT	.00	.00	20,000.00	1,390,513.72	-1,410,513.72	.00
FUND/SCC-0029400 BOND DEC 2017							
1ST SUBTOTAL-800 OTHER OBJECTS							
811	SERIAL BONDS	.00	.00	.00	1,145,000.00	-1,145,000.00	.00
821	SERIAL BONDS	.00	.00	.00	443,441.25	-443,441.25	.00
845	PROPERTY TAX COLLEC	.00	.00	.00	17,468.90	-17,468.90	.00
	TOTAL OTHER OBJECTS	.00	.00	.00	1,605,910.15	-1,605,910.15	.00
	TOTAL BOND DEC 2017	.00	.00	.00	1,605,910.15	-1,605,910.15	.00
FUND/SCC-0049165 SSF - TECHNOLOGY PROJECTS							
1ST SUBTOTAL-600 CAPITAL OUTLAY							
644	TECHNICAL EQUIPMENT	2,046.26	.00	2,046.26	.00	.00	100.00
	TOTAL CAPITAL OUTLAY	2,046.26	.00	2,046.26	.00	.00	100.00
	TOTAL SSF - TECHNOLOGY PROJEC	2,046.26	.00	2,046.26	.00	.00	100.00

POWERSCHOOL
DATE: 02/07/2023
TIME: 14:30:37

SHAKER HEIGHTS CITY SCHOOLS
EXPENDITURE STATUS REPORT

PAGE NUMBER: 5
EXPSTA11

SELECTION CRITERIA: ALL
ACCOUNTING PERIOD: 7/23

SORTED BY: FUND/SCC,1ST SUBTOTAL,ACCOUNT
TOTALLED ON: FUND/SCC,1ST SUBTOTAL
PAGE BREAKS ON:

FUND/SCC-0049167 SSF PROJECTS - RED & WHIT
1ST SUBTOTAL-600 SSF PROJECTS - RED & WHIT

ACCOUNT	TITLE	BUDGET	PERIOD EXPENDITURES	ENCUMBRANCES OUTSTANDING	YEAR TO DATE EXP	AVAILABLE BALANCE	YTD/ BUD
FUND/SCC-0049167 SSF PROJECTS - RED & WHIT							
1ST SUBTOTAL-600 CAPITAL OUTLAY							
644	TECHNICAL EQUIPMENT	.00	.00	2,983.75	172.00	-3,155.75	.00
	TOTAL CAPITAL OUTLAY	.00	.00	2,983.75	172.00	-3,155.75	.00
	TOTAL SSF PROJECTS - RED & WH	.00	.00	2,983.75	172.00	-3,155.75	.00
FUND/SCC-0049401 BANS FY18 \$9.9MM							
1ST SUBTOTAL-600 CAPITAL OUTLAY							
630	IMPROVEMENTS NON BU	.00	.00	.00	114,768.75	-114,768.75	.00
	TOTAL CAPITAL OUTLAY	.00	.00	.00	114,768.75	-114,768.75	.00
	TOTAL BANS FY18 \$9.9MM	.00	.00	.00	114,768.75	-114,768.75	.00
FUND/SCC-0060000 FOOD SERVICES							
1ST SUBTOTAL-400 PURCHASED SERVICES							
415	MANAGEMENT SERVICES	167,752.20	228,091.24	751,725.01	910,447.19	-1,494,420.00	990.85
419	OTHER PROF. & TECH.	.00	.00	1,574.96	425.04	-2,000.00	.00
423	REPAIRS & MAINTENAN	743.19	1,149.82	2,001.58	8,963.16	-10,221.55	1475.36
	TOTAL PURCHASED SERVICES	168,495.39	229,241.06	755,301.55	919,835.39	-1,506,641.55	994.17
1ST SUBTOTAL-600 CAPITAL OUTLAY							
640	EQUIPMENT	18,535.90	.00	18,535.90	.00	.00	100.00
650	VEHICLES	2,830.00	.00	.00	.00	2,830.00	.00
	TOTAL CAPITAL OUTLAY	21,365.90	.00	18,535.90	.00	2,830.00	86.75
1ST SUBTOTAL-800 OTHER OBJECTS							
849	OTHER DUES AND FEES	145.00	1,424.00	145.00	1,424.00	-1,424.00	1082.07
899	OTHER MISCELLANEOUS	.00	.00	.00	761.00	-761.00	.00
	TOTAL OTHER OBJECTS	145.00	1,424.00	145.00	2,185.00	-2,185.00	1606.90
	TOTAL FOOD SERVICES	190,006.29	230,665.06	773,982.45	922,020.39	-1,505,996.55	892.60
FUND/SCC-0079231 LO YOUTH LITERACY GRANT							
1ST SUBTOTAL-100 PERSONAL SERVICES							
113	SUPPLEMENTAL	.00	.00	.00	130.00	-130.00	.00
	TOTAL PERSONAL SERVICES	.00	.00	.00	130.00	-130.00	.00
1ST SUBTOTAL-200 EMPLOYEE RETIREMNT & INS.							
211	STRS-EMPLOYER'S SHA	.00	.00	.00	17.91	-17.91	.00
213	SOCIAL SECURITY	.00	.00	.00	1.85	-1.85	.00
	TOTAL EMPLOYEE RETIREMNT & IN	.00	.00	.00	19.76	-19.76	.00
1ST SUBTOTAL-500 SUPPLIES AND MATERIALS							
511	CLASSROOM SUPPLIES	.00	-85.52	.00	2,850.24	-2,850.24	.00
	TOTAL SUPPLIES AND MATERIALS	.00	-85.52	.00	2,850.24	-2,850.24	.00

POWERSCHOOL
DATE: 02/07/2023
TIME: 14:30:37

SHAKER HEIGHTS CITY SCHOOLS
EXPENDITURE STATUS REPORT

PAGE NUMBER: 6
EXPSTA11

SELECTION CRITERIA: ALL
ACCOUNTING PERIOD: 7/23

SORTED BY: FUND/SCC,1ST SUBTOTAL,ACCOUNT
TOTALLED ON: FUND/SCC,1ST SUBTOTAL
PAGE BREAKS ON:

FUND/SCC-0079231 LO YOUTH LITERACY GRANT
1ST SUBTOTAL-500 LO YOUTH LITERACY GRANT

ACCOUNT	- - - - TITLE - - - -	BUDGET	PERIOD EXPENDITURES	ENCUMBRANCES OUTSTANDING	YEAR TO DATE EXP	AVAILABLE BALANCE	YTD/ BUD
TOTAL LO YOUTH LITERACY GRANT		.00	-85.52	.00	3,000.00	-3,000.00	.00
FUND/SCC-0079976 MALTZ MUSEUM AWARD							
1ST SUBTOTAL-400 PURCHASED SERVICES							
433 NONCERTIFIED TRAVEL		.00	58.08	.00	2,308.08	-2,308.08	.00
TOTAL PURCHASED SERVICES		.00	58.08	.00	2,308.08	-2,308.08	.00
TOTAL MALTZ MUSEUM AWARD		.00	58.08	.00	2,308.08	-2,308.08	.00
FUND/SCC-0079993 MHJ - EQUITY FOCUSED FY22							
1ST SUBTOTAL-400 PURCHASED SERVICES							
419 OTHER PROF. & TECH.		30,000.00	.00	.00	30,000.00	.00	100.00
TOTAL PURCHASED SERVICES		30,000.00	.00	.00	30,000.00	.00	100.00
TOTAL MHJ - EQUITY FOCUSED FY		30,000.00	.00	.00	30,000.00	.00	100.00
FUND/SCC-0079994 MHJ-MS LRNG GARD							
1ST SUBTOTAL-500 SUPPLIES AND MATERIALS							
519 OTHER GENERAL SUPPL		.00	.00	330.00	1,420.00	-1,750.00	.00
TOTAL SUPPLIES AND MATERIALS		.00	.00	330.00	1,420.00	-1,750.00	.00
TOTAL MHJ-MS LRNG GARD		.00	.00	330.00	1,420.00	-1,750.00	.00
FUND/SCC-0079995 MHJ-IC CHAPMAN AWARD							
1ST SUBTOTAL-500 SUPPLIES AND MATERIALS							
511 CLASSROOM SUPPLIES		.00	7.99	17.97	220.24	-238.21	.00
TOTAL SUPPLIES AND MATERIALS		.00	7.99	17.97	220.24	-238.21	.00
TOTAL MHJ-IC CHAPMAN AWARD		.00	7.99	17.97	220.24	-238.21	.00
FUND/SCC-0090000 UNIFORM SCHOOL SUPP							
1ST SUBTOTAL-500 SUPPLIES AND MATERIALS							
511 CLASSROOM SUPPLIES		.00	67.31	.00	268.79	-268.79	.00
TOTAL SUPPLIES AND MATERIALS		.00	67.31	.00	268.79	-268.79	.00
TOTAL UNIFORM SCHOOL SUPP		.00	67.31	.00	268.79	-268.79	.00
FUND/SCC-0099010 STORED VALUE CARDS - BLVD							
1ST SUBTOTAL-500 SUPPLIES AND MATERIALS							
511 CLASSROOM SUPPLIES		.00	470.67	.00	5,367.05	-5,367.05	.00
TOTAL SUPPLIES AND MATERIALS		.00	470.67	.00	5,367.05	-5,367.05	.00
TOTAL STORED VALUE CARDS - BL		.00	470.67	.00	5,367.05	-5,367.05	.00
FUND/SCC-0099020 STORED VALUE CARDS - FERN							

POWERSCHOOL
DATE: 02/07/2023
TIME: 14:30:37

SHAKER HEIGHTS CITY SCHOOLS
EXPENDITURE STATUS REPORT

PAGE NUMBER: 7
EXPSTA11

SELECTION CRITERIA: ALL
ACCOUNTING PERIOD: 7/23

SORTED BY: FUND/SCC,1ST SUBTOTAL,ACCOUNT
TOTALLED ON: FUND/SCC,1ST SUBTOTAL
PAGE BREAKS ON:

FUND/SCC-0099020 STORED VALUE CARDS - FERN
1ST SUBTOTAL-500 STORED VALUE CARDS - FERN

ACCOUNT	TITLE	BUDGET	PERIOD EXPENDITURES	ENCUMBRANCES OUTSTANDING	YEAR TO DATE EXP	AVAILABLE BALANCE	YTD/ BUD
1ST SUBTOTAL-500	SUPPLIES AND MATERIALS						
511	CLASSROOM SUPPLIES	.00	183.24	.00	5,004.63	-5,004.63	.00
	TOTAL SUPPLIES AND MATERIALS	.00	183.24	.00	5,004.63	-5,004.63	.00
	TOTAL STORED VALUE CARDS - FE	.00	183.24	.00	5,004.63	-5,004.63	.00
FUND/SCC-0099030	STORED VALUE CARDS - LOMO						
1ST SUBTOTAL-500	SUPPLIES AND MATERIALS						
511	CLASSROOM SUPPLIES	.00	311.21	.00	6,374.95	-6,374.95	.00
	TOTAL SUPPLIES AND MATERIALS	.00	311.21	.00	6,374.95	-6,374.95	.00
	TOTAL STORED VALUE CARDS - LO	.00	311.21	.00	6,374.95	-6,374.95	.00
FUND/SCC-0099060	STORED VALUE CARDS - MERC						
1ST SUBTOTAL-500	SUPPLIES AND MATERIALS						
511	CLASSROOM SUPPLIES	.00	163.51	.00	5,252.34	-5,252.34	.00
	TOTAL SUPPLIES AND MATERIALS	.00	163.51	.00	5,252.34	-5,252.34	.00
	TOTAL STORED VALUE CARDS - ME	.00	163.51	.00	5,252.34	-5,252.34	.00
FUND/SCC-0099080	STORED VALUE CARDS - ONAW						
1ST SUBTOTAL-500	SUPPLIES AND MATERIALS						
511	CLASSROOM SUPPLIES	.00	411.10	.00	5,190.26	-5,190.26	.00
	TOTAL SUPPLIES AND MATERIALS	.00	411.10	.00	5,190.26	-5,190.26	.00
	TOTAL STORED VALUE CARDS - ON	.00	411.10	.00	5,190.26	-5,190.26	.00
FUND/SCC-0099110	STORED VALUE CARDS - WOOD						
1ST SUBTOTAL-500	SUPPLIES AND MATERIALS						
511	CLASSROOM SUPPLIES	.00	628.18	.00	13,003.21	-13,003.21	.00
519	OTHER GENERAL SUPPL	.00	.00	.00	-125.42	125.42	.00
	TOTAL SUPPLIES AND MATERIALS	.00	628.18	.00	12,877.79	-12,877.79	.00
	TOTAL STORED VALUE CARDS - WO	.00	628.18	.00	12,877.79	-12,877.79	.00
FUND/SCC-0099209	STORED VALUE CARDS - MAST						
1ST SUBTOTAL-500	SUPPLIES AND MATERIALS						
511	CLASSROOM SUPPLIES	.00	-9,075.10	.00	-4,705.22	4,705.22	.00
	TOTAL SUPPLIES AND MATERIALS	.00	-9,075.10	.00	-4,705.22	4,705.22	.00
	TOTAL STORED VALUE CARDS - MA	.00	-9,075.10	.00	-4,705.22	4,705.22	.00
FUND/SCC-0099218	INSTRUCTIONAL FEES HIGH S						
1ST SUBTOTAL-500	SUPPLIES AND MATERIALS						
511	CLASSROOM SUPPLIES	.00	40.32	1,870.81	10,638.94	-12,509.75	.00
	TOTAL SUPPLIES AND MATERIALS	.00	40.32	1,870.81	10,638.94	-12,509.75	.00

POWERSCHOOL
DATE: 02/07/2023
TIME: 14:30:37

SHAKER HEIGHTS CITY SCHOOLS
EXPENDITURE STATUS REPORT

PAGE NUMBER: 8
EXPSTA11

SELECTION CRITERIA: ALL
ACCOUNTING PERIOD: 7/23

SORTED BY: FUND/SCC,1ST SUBTOTAL,ACCOUNT
TOTALED ON: FUND/SCC,1ST SUBTOTAL
PAGE BREAKS ON:

FUND/SCC-0099218 INSTRUCTIONAL FEES HIGH S
1ST SUBTOTAL-500 INSTRUCTIONAL FEES HIGH S

ACCOUNT	TITLE	BUDGET	PERIOD EXPENDITURES	ENCUMBRANCES OUTSTANDING	YEAR TO DATE EXP	AVAILABLE BALANCE	YTD/ BUD
TOTAL INSTRUCTIONAL FEES HIGH		.00	40.32	1,870.81	10,638.94	-12,509.75	.00
FUND/SCC-0119231 SPECIAL TEST - AP							
1ST SUBTOTAL-500 SUPPLIES AND MATERIALS							
519 OTHER GENERAL SUPPL		3,822.00	.00	3,822.00	.00	.00	100.00
569 OTHER		.00	.00	510.00	.00	-510.00	.00
TOTAL SUPPLIES AND MATERIALS		3,822.00	.00	4,332.00	.00	-510.00	113.34
TOTAL SPECIAL TEST - AP		3,822.00	.00	4,332.00	.00	-510.00	113.34
FUND/SCC-0119588 IB TESTING							
1ST SUBTOTAL-800 OTHER OBJECTS							
849 OTHER DUES AND FEES		.00	.00	350.00	34,531.00	-34,881.00	.00
TOTAL OTHER OBJECTS		.00	.00	350.00	34,531.00	-34,881.00	.00
TOTAL IB TESTING		.00	.00	350.00	34,531.00	-34,881.00	.00
FUND/SCC-0119918 EL SISTEMA - LOMOND VIOLI							
1ST SUBTOTAL-400 PURCHASED SERVICES							
419 OTHER PROF. & TECH.		.00	4,000.00	.00	4,000.00	-4,000.00	.00
TOTAL PURCHASED SERVICES		.00	4,000.00	.00	4,000.00	-4,000.00	.00
1ST SUBTOTAL-500 SUPPLIES AND MATERIALS							
519 OTHER GENERAL SUPPL		.00	68.40	.00	508.40	-508.40	.00
TOTAL SUPPLIES AND MATERIALS		.00	68.40	.00	508.40	-508.40	.00
TOTAL EL SISTEMA - LOMOND VIO		.00	4,068.40	.00	4,508.40	-4,508.40	.00
FUND/SCC-0149235 GERMAN SUMMER TRAVEL							
1ST SUBTOTAL-400 PURCHASED SERVICES							
419 OTHER PROF. & TECH.		.00	.00	.00	2,315.64	-2,315.64	.00
439 OTHER TRAV./MEET EX		.00	.00	118.08	4,531.48	-4,649.56	.00
489 TRANSPORTATION OTHR		.00	.00	.00	1,289.50	-1,289.50	.00
TOTAL PURCHASED SERVICES		.00	.00	118.08	8,136.62	-8,254.70	.00
TOTAL GERMAN SUMMER TRAVEL		.00	.00	118.08	8,136.62	-8,254.70	.00
FUND/SCC-0149237 ROTARY-INTERNAL SERV OTHE							
1ST SUBTOTAL-400 PURCHASED SERVICES							
419 OTHER PROF. & TECH.		.00	.00	2,946.00	2,612.00	-5,558.00	.00
TOTAL PURCHASED SERVICES		.00	.00	2,946.00	2,612.00	-5,558.00	.00
1ST SUBTOTAL-500 SUPPLIES AND MATERIALS							
519 OTHER GENERAL SUPPL		.00	.00	.00	240.00	-240.00	.00
TOTAL SUPPLIES AND MATERIALS		.00	.00	.00	240.00	-240.00	.00

POWERSCHOOL
DATE: 02/07/2023
TIME: 14:30:37

SHAKER HEIGHTS CITY SCHOOLS
EXPENDITURE STATUS REPORT

PAGE NUMBER: 9
EXPSTA11

SELECTION CRITERIA: ALL
ACCOUNTING PERIOD: 7/23

SORTED BY: FUND/SCC,1ST SUBTOTAL,ACCOUNT
TOALED ON: FUND/SCC,1ST SUBTOTAL
PAGE BREAKS ON:

FUND/SCC-0149237 ROTARY-INTERNAL SERV OTHE
1ST SUBTOTAL-500 ROTARY-INTERNAL SERV OTHE

ACCOUNT	- - - - TITLE - - - -	BUDGET	PERIOD EXPENDITURES	ENCUMBRANCES OUTSTANDING	YEAR TO DATE EXP	AVAILABLE BALANCE	YTD/ BUD
	TOTAL ROTARY-INTERNAL SERV OT	.00	.00	2,946.00	2,852.00	-5,798.00	.00
FUND/SCC-0149238	RTA TICKETS						
1ST SUBTOTAL-400	PURCHASED SERVICES						
483	TRANSP. FROM OTHER	.00	.00	4,120.00	1,137.50	-5,257.50	.00
	TOTAL PURCHASED SERVICES	.00	.00	4,120.00	1,137.50	-5,257.50	.00
	TOTAL RTA TICKETS	.00	.00	4,120.00	1,137.50	-5,257.50	.00
FUND/SCC-0149241	TRANSCRIPT FEES						
1ST SUBTOTAL-400	PURCHASED SERVICES						
419	OTHER PROF. & TECH.	.00	.00	.00	1,258.57	-1,258.57	.00
	TOTAL PURCHASED SERVICES	.00	.00	.00	1,258.57	-1,258.57	.00
	TOTAL TRANSCRIPT FEES	.00	.00	.00	1,258.57	-1,258.57	.00
FUND/SCC-0149852	CHILE TRIPS						
1ST SUBTOTAL-400	PURCHASED SERVICES						
489	TRANSPORTATION OTHR	.00	.00	.00	52.00	-52.00	.00
	TOTAL PURCHASED SERVICES	.00	.00	.00	52.00	-52.00	.00
1ST SUBTOTAL-500	SUPPLIES AND MATERIALS						
519	OTHER GENERAL SUPPL	.00	.00	.00	660.82	-660.82	.00
	TOTAL SUPPLIES AND MATERIALS	.00	.00	.00	660.82	-660.82	.00
	TOTAL CHILE TRIPS	.00	.00	.00	712.82	-712.82	.00
FUND/SCC-0189245	CHOIR/ORCH BOOSTER						
1ST SUBTOTAL-400	PURCHASED SERVICES						
419	OTHER PROF. & TECH.	.00	.00	3,000.00	2,084.18	-5,084.18	.00
439	OTHER TRAV./MEET EX	.00	.00	13,963.00	36,975.00	-50,938.00	.00
489	TRANSPORTATION OTHR	.00	.00	6,430.00	.00	-6,430.00	.00
	TOTAL PURCHASED SERVICES	.00	.00	23,393.00	39,059.18	-62,452.18	.00
1ST SUBTOTAL-500	SUPPLIES AND MATERIALS						
519	OTHER GENERAL SUPPL	.00	.00	1,700.00	261.81	-1,961.81	.00
	TOTAL SUPPLIES AND MATERIALS	.00	.00	1,700.00	261.81	-1,961.81	.00
	TOTAL CHOIR/ORCH BOOSTER	.00	.00	25,093.00	39,320.99	-64,413.99	.00
FUND/SCC-0189246	LOMOND BOOK FAIR						
1ST SUBTOTAL-500	SUPPLIES AND MATERIALS						
519	OTHER GENERAL SUPPL	.00	.00	.00	3,340.50	-3,340.50	.00
	TOTAL SUPPLIES AND MATERIALS	.00	.00	.00	3,340.50	-3,340.50	.00

POWERSCHOOL
DATE: 02/07/2023
TIME: 14:30:37

SHAKER HEIGHTS CITY SCHOOLS
EXPENDITURE STATUS REPORT

PAGE NUMBER: 10
EXPSTA11

SELECTION CRITERIA: ALL
ACCOUNTING PERIOD: 7/23

SORTED BY: FUND/SCC,1ST SUBTOTAL,ACCOUNT
TOTALLED ON: FUND/SCC,1ST SUBTOTAL
PAGE BREAKS ON:

FUND/SCC-0189246 LOMOND BOOK FAIR
1ST SUBTOTAL-500 LOMOND BOOK FAIR

ACCOUNT	TITLE	BUDGET	PERIOD EXPENDITURES	ENCUMBRANCES OUTSTANDING	YEAR TO DATE EXP	AVAILABLE BALANCE	YTD/ BUD
TOTAL LOMOND BOOK FAIR		.00	.00	.00	3,340.50	-3,340.50	.00
FUND/SCC-0189251 ASIAN STUDIES TRAVEL							
1ST SUBTOTAL-400 PURCHASED SERVICES							
439 OTHER TRAV./MEET EX		.00	.00	.00	57.18	-57.18	.00
TOTAL PURCHASED SERVICES		.00	.00	.00	57.18	-57.18	.00
TOTAL ASIAN STUDIES TRAVEL		.00	.00	.00	57.18	-57.18	.00
FUND/SCC-0189257 WOODBURY 6TH GRADE CAMP							
1ST SUBTOTAL-500 SUPPLIES AND MATERIALS							
519 OTHER GENERAL SUPPL		42,000.00	.00	.00	43,692.31	-1,692.31	104.03
TOTAL SUPPLIES AND MATERIALS		42,000.00	.00	.00	43,692.31	-1,692.31	104.03
TOTAL WOODBURY 6TH GRADE CAMP		42,000.00	.00	.00	43,692.31	-1,692.31	104.03
FUND/SCC-0189259 IMMERSION TRIPS CAMBODIA							
1ST SUBTOTAL-400 PURCHASED SERVICES							
432 CERTIFIED MEETING E		.00	32.92	.00	32.92	-32.92	.00
TOTAL PURCHASED SERVICES		.00	32.92	.00	32.92	-32.92	.00
TOTAL IMMERSION TRIPS CAMBODI		.00	32.92	.00	32.92	-32.92	.00
FUND/SCC-0189283 LOMOND							
1ST SUBTOTAL-500 SUPPLIES AND MATERIALS							
519 OTHER GENERAL SUPPL		150.00	.00	150.00	348.25	-348.25	332.17
TOTAL SUPPLIES AND MATERIALS		150.00	.00	150.00	348.25	-348.25	332.17
TOTAL LOMOND		150.00	.00	150.00	348.25	-348.25	332.17
FUND/SCC-0189287 MIDDLE SCHOOL							
1ST SUBTOTAL-200 EMPLOYEE RETIREMNT & INS.							
233 MEETING EXPENSE-SUP		205.54	.00	205.54	5,040.00	-5,040.00	2552.08
TOTAL EMPLOYEE RETIREMNT & IN		205.54	.00	205.54	5,040.00	-5,040.00	2552.08
1ST SUBTOTAL-400 PURCHASED SERVICES							
419 OTHER PROF. & TECH.		2,201.44	.00	2,149.44	450.00	-398.00	118.08
TOTAL PURCHASED SERVICES		2,201.44	.00	2,149.44	450.00	-398.00	118.08
1ST SUBTOTAL-500 SUPPLIES AND MATERIALS							
519 OTHER GENERAL SUPPL		5,940.18	.00	30.98	7,422.31	-1,513.11	125.47
TOTAL SUPPLIES AND MATERIALS		5,940.18	.00	30.98	7,422.31	-1,513.11	125.47
TOTAL MIDDLE SCHOOL		8,347.16	.00	2,385.96	12,912.31	-6,951.11	183.28
FUND/SCC-0189288 HIGH SCHOOL							

POWERSCHOOL
DATE: 02/07/2023
TIME: 14:30:37

SHAKER HEIGHTS CITY SCHOOLS
EXPENDITURE STATUS REPORT

PAGE NUMBER: 11
EXPSTA11

SELECTION CRITERIA: ALL
ACCOUNTING PERIOD: 7/23

SORTED BY: FUND/SCC,1ST SUBTOTAL,ACCOUNT
TOTALLED ON: FUND/SCC,1ST SUBTOTAL
PAGE BREAKS ON:

FUND/SCC-0189288 HIGH SCHOOL
1ST SUBTOTAL-400 HIGH SCHOOL

ACCOUNT	TITLE	BUDGET	PERIOD EXPENDITURES	ENCUMBRANCES OUTSTANDING	YEAR TO DATE EXP	AVAILABLE BALANCE	YTD/ BUD
1ST SUBTOTAL-400 PURCHASED SERVICES							
419	OTHER PROF. & TECH.	.00	.00	.00	3,547.00	-3,547.00	.00
489	TRANSPORTATION OTHR	.00	.00	.00	3,947.75	-3,947.75	.00
	TOTAL PURCHASED SERVICES	.00	.00	.00	7,494.75	-7,494.75	.00
1ST SUBTOTAL-500 SUPPLIES AND MATERIALS							
511	CLASSROOM SUPPLIES	286.21	30.75	1,474.74	4,783.41	-5,971.94	2186.56
519	OTHER GENERAL SUPPL	675.00	.00	675.00	10,261.58	-10,261.58	1620.23
569	OTHER	.00	233.15	1,710.00	992.92	-2,702.92	.00
	TOTAL SUPPLIES AND MATERIALS	961.21	263.90	3,859.74	16,037.91	-18,936.44	2070.06
1ST SUBTOTAL-800 OTHER OBJECTS							
849	OTHER DUES AND FEES	.00	.00	.00	27.00	-27.00	.00
	TOTAL OTHER OBJECTS	.00	.00	.00	27.00	-27.00	.00
	TOTAL HIGH SCHOOL	961.21	263.90	3,859.74	23,559.66	-26,458.19	2852.59
FUND/SCC-0189289 PTO GRANTS - HIGH SCHOOL							
1ST SUBTOTAL-400 PURCHASED SERVICES							
419	OTHER PROF. & TECH.	.00	113.00	.00	113.00	-113.00	.00
	TOTAL PURCHASED SERVICES	.00	113.00	.00	113.00	-113.00	.00
1ST SUBTOTAL-500 SUPPLIES AND MATERIALS							
511	CLASSROOM SUPPLIES	.00	.00	.00	-462.65	462.65	.00
519	OTHER GENERAL SUPPL	308.00	.00	.00	-3.64	311.64	-1.18
	TOTAL SUPPLIES AND MATERIALS	308.00	.00	.00	-466.29	774.29	-151.39
1ST SUBTOTAL-600 CAPITAL OUTLAY							
640	EQUIPMENT	.00	3,200.00	.00	3,200.00	-3,200.00	.00
	TOTAL CAPITAL OUTLAY	.00	3,200.00	.00	3,200.00	-3,200.00	.00
	TOTAL PTO GRANTS - HIGH SCHOO	308.00	3,313.00	.00	2,846.71	-2,538.71	924.26
FUND/SCC-0189920 SWEETHEART DANCE FKA FATH							
1ST SUBTOTAL-400 PURCHASED SERVICES							
419	OTHER PROF. & TECH.	.00	1,000.00	500.00	1,000.00	-1,500.00	.00
	TOTAL PURCHASED SERVICES	.00	1,000.00	500.00	1,000.00	-1,500.00	.00
1ST SUBTOTAL-500 SUPPLIES AND MATERIALS							
519	OTHER GENERAL SUPPL	.00	923.94	.00	977.84	-977.84	.00
	TOTAL SUPPLIES AND MATERIALS	.00	923.94	.00	977.84	-977.84	.00
	TOTAL SWEETHEART DANCE FKA FA	.00	1,923.94	500.00	1,977.84	-2,477.84	.00
FUND/SCC-0189927 MOTHER SON BRUNCH							
1ST SUBTOTAL-500 SUPPLIES AND MATERIALS							

POWERSCHOOL
DATE: 02/07/2023
TIME: 14:30:37

SHAKER HEIGHTS CITY SCHOOLS
EXPENDITURE STATUS REPORT

PAGE NUMBER: 12
EXPSTA11

SELECTION CRITERIA: ALL
ACCOUNTING PERIOD: 7/23

SORTED BY: FUND/SCC,1ST SUBTOTAL,ACCOUNT
TOTALLED ON: FUND/SCC,1ST SUBTOTAL
PAGE BREAKS ON:

FUND/SCC-0189927 MOTHER SON BRUNCH
1ST SUBTOTAL-500 MOTHER SON BRUNCH

ACCOUNT	- - - - TITLE - - - -	BUDGET	PERIOD EXPENDITURES	ENCUMBRANCES OUTSTANDING	YEAR TO DATE EXP	AVAILABLE BALANCE	YTD/ BUD
519	OTHER GENERAL SUPPL	.00	601.54	.00	601.54	-601.54	.00
	TOTAL SUPPLIES AND MATERIALS	.00	601.54	.00	601.54	-601.54	.00
	TOTAL MOTHER SON BRUNCH	.00	601.54	.00	601.54	-601.54	.00
FUND/SCC-0220000 STRS							
1ST SUBTOTAL-200	EMPLOYEE RETIREMNT & INS.						
211	STRS-EMPLOYER'S SHA	.00	-11,227.00	.00	-68,071.40	68,071.40	.00
	TOTAL EMPLOYEE RETIREMNT & IN	.00	-11,227.00	.00	-68,071.40	68,071.40	.00
	TOTAL STRS	.00	-11,227.00	.00	-68,071.40	68,071.40	.00
FUND/SCC-0229269 DEARBORN OPT LIFE INSUR							
1ST SUBTOTAL-200	EMPLOYEE RETIREMNT & INS.						
242	LIFE INSURANCE	.00	5,053.32	.00	31,035.65	-31,035.65	.00
	TOTAL EMPLOYEE RETIREMNT & IN	.00	5,053.32	.00	31,035.65	-31,035.65	.00
	TOTAL DEARBORN OPT LIFE INSUR	.00	5,053.32	.00	31,035.65	-31,035.65	.00
FUND/SCC-0229270 STRS PICKUP							
1ST SUBTOTAL-200	EMPLOYEE RETIREMNT & INS.						
212	STRS-EMPLOYER'S SHA	.00	.00	.00	.00	.00	.00
	TOTAL EMPLOYEE RETIREMNT & IN	.00	.00	.00	.00	.00	.00
	TOTAL STRS PICKUP	.00	.00	.00	.00	.00	.00
FUND/SCC-0229271 MEDICARE TAX							
1ST SUBTOTAL-200	EMPLOYEE RETIREMNT & INS.						
213	SOCIAL SECURITY	.00	.00	.00	.00	.00	.00
223	SOCIAL SECURITY	.00	.00	.00	.00	.00	.00
	TOTAL EMPLOYEE RETIREMNT & IN	.00	.00	.00	.00	.00	.00
	TOTAL MEDICARE TAX	.00	.00	.00	.00	.00	.00
FUND/SCC-0229272 SERS							
1ST SUBTOTAL-200	EMPLOYEE RETIREMNT & INS.						
221	SERS-EMPLOYER'S SHA	.00	4,730.89	.00	40,669.94	-40,669.94	.00
	TOTAL EMPLOYEE RETIREMNT & IN	.00	4,730.89	.00	40,669.94	-40,669.94	.00
	TOTAL SERS	.00	4,730.89	.00	40,669.94	-40,669.94	.00
FUND/SCC-0229273 SERS PICKUP							
1ST SUBTOTAL-200	EMPLOYEE RETIREMNT & INS.						
222	SERS-EMPLOYER'S SHA	.00	.00	.00	.00	.00	.00
	TOTAL EMPLOYEE RETIREMNT & IN	.00	.00	.00	.00	.00	.00

POWERSCHOOL
DATE: 02/07/2023
TIME: 14:30:37

SHAKER HEIGHTS CITY SCHOOLS
EXPENDITURE STATUS REPORT

PAGE NUMBER: 13
EXPSTA11

SELECTION CRITERIA: ALL
ACCOUNTING PERIOD: 7/23

SORTED BY: FUND/SCC,1ST SUBTOTAL,ACCOUNT
TOTALLED ON: FUND/SCC,1ST SUBTOTAL
PAGE BREAKS ON:

FUND/SCC-0229273 SERS PICKUP
1ST SUBTOTAL-200 SERS PICKUP

ACCOUNT	- - - - TITLE - - - -	BUDGET	PERIOD EXPENDITURES	ENCUMBRANCES OUTSTANDING	YEAR TO DATE EXP	AVAILABLE BALANCE	YTD/ BUD
TOTAL SERS PICKUP		.00	.00	.00	.00	.00	.00
FUND/SCC-0229275 WORKER'S COMP-AGENCY							
1ST SUBTOTAL-200 EMPLOYEE RETIREMNT & INS.							
261 WORKERS COMP-CERTIF		.00	242,722.00	.00	242,722.00	-242,722.00	.00
262 WORKERS COMP NON-CE		.00	84,705.00	.00	84,705.00	-84,705.00	.00
TOTAL EMPLOYEE RETIREMNT & IN		.00	327,427.00	.00	327,427.00	-327,427.00	.00
TOTAL WORKER'S COMP-AGENCY		.00	327,427.00	.00	327,427.00	-327,427.00	.00
FUND/SCC-0229282 OTHER MISC							
1ST SUBTOTAL-800 OTHER OBJECTS							
849 OTHER DUES AND FEES		.00	-50.00	.00	5,478.23	-5,478.23	.00
TOTAL OTHER OBJECTS		.00	-50.00	.00	5,478.23	-5,478.23	.00
TOTAL OTHER MISC		.00	-50.00	.00	5,478.23	-5,478.23	.00
FUND/SCC-0229290 ALLSTATE VOLUNTARY INSURA							
1ST SUBTOTAL-200 EMPLOYEE RETIREMNT & INS.							
242 LIFE INSURANCE		.00	18,171.48	.00	125,051.03	-125,051.03	.00
TOTAL EMPLOYEE RETIREMNT & IN		.00	18,171.48	.00	125,051.03	-125,051.03	.00
TOTAL ALLSTATE VOLUNTARY INSU		.00	18,171.48	.00	125,051.03	-125,051.03	.00
FUND/SCC-0229291 LINCOLN NATIONAL LTD							
1ST SUBTOTAL-200 EMPLOYEE RETIREMNT & INS.							
242 LIFE INSURANCE		.00	4,682.65	.00	30,594.52	-30,594.52	.00
TOTAL EMPLOYEE RETIREMNT & IN		.00	4,682.65	.00	30,594.52	-30,594.52	.00
TOTAL LINCOLN NATIONAL LTD		.00	4,682.65	.00	30,594.52	-30,594.52	.00
FUND/SCC-0229293 MEDICAL MUTUAL FLEX PLAN							
1ST SUBTOTAL-800 OTHER OBJECTS							
849 OTHER DUES AND FEES		.00	.00	.00	5,599.80	-5,599.80	.00
859 OTHER INSURANCE		.00	49,559.38	.00	155,841.31	-155,841.31	.00
TOTAL OTHER OBJECTS		.00	49,559.38	.00	161,441.11	-161,441.11	.00
TOTAL MEDICAL MUTUAL FLEX PLA		.00	49,559.38	.00	161,441.11	-161,441.11	.00
FUND/SCC-0229294 LEGAL SHIELD EMPLOYEE PD							
1ST SUBTOTAL-200 EMPLOYEE RETIREMNT & INS.							
242 LIFE INSURANCE		.00	1,418.75	.00	8,761.87	-8,761.87	.00
TOTAL EMPLOYEE RETIREMNT & IN		.00	1,418.75	.00	8,761.87	-8,761.87	.00
TOTAL LEGAL SHIELD EMPLOYEE P		.00	1,418.75	.00	8,761.87	-8,761.87	.00

POWERSCHOOL
DATE: 02/07/2023
TIME: 14:30:37

SHAKER HEIGHTS CITY SCHOOLS
EXPENDITURE STATUS REPORT

PAGE NUMBER: 14
EXPSTA11

SELECTION CRITERIA: ALL
ACCOUNTING PERIOD: 7/23

SORTED BY: FUND/SCC,1ST SUBTOTAL,ACCOUNT
TOTALLED ON: FUND/SCC,1ST SUBTOTAL
PAGE BREAKS ON:

FUND/SCC-0229801 HATHAWAY BROWN-AGENCY
1ST SUBTOTAL-100 HATHAWAY BROWN-AGENCY

ACCOUNT	TITLE	BUDGET	PERIOD EXPENDITURES	ENCUMBRANCES OUTSTANDING	YEAR TO DATE EXP	AVAILABLE BALANCE	YTD/ BUD
FUND/SCC-0229801 HATHAWAY BROWN-AGENCY							
1ST SUBTOTAL-100 PERSONAL SERVICES							
111 REGULAR		.00	.00	.00	33,724.34	-33,724.34	.00
TOTAL PERSONAL SERVICES		.00	.00	.00	33,724.34	-33,724.34	.00
1ST SUBTOTAL-200 EMPLOYEE RETIREMNT & INS.							
211 STRS-EMPLOYER'S SHA		.00	.00	.00	4,721.41	-4,721.41	.00
213 SOCIAL SECURITY		.00	.00	.00	470.04	-470.04	.00
241 MEDICAL/HOSPITALIZA		.00	.00	.00	6,620.20	-6,620.20	.00
242 LIFE INSURANCE		.00	.00	.00	32.00	-32.00	.00
243 DENTAL INSURANCE		.00	.00	.00	483.90	-483.90	.00
249 CERTIFIED OTHER INS		.00	.00	.00	1,643.60	-1,643.60	.00
TOTAL EMPLOYEE RETIREMNT & IN		.00	.00	.00	13,971.15	-13,971.15	.00
TOTAL HATHAWAY BROWN-AGENCY		.00	.00	.00	47,695.49	-47,695.49	.00
FUND/SCC-0229802 LAUREL SCHOOL-AGENCY							
1ST SUBTOTAL-100 PERSONAL SERVICES							
111 REGULAR		.00	8,154.48	.00	55,494.77	-55,494.77	.00
121 SICK LEAVE		.00	.00	.00	1,048.13	-1,048.13	.00
TOTAL PERSONAL SERVICES		.00	8,154.48	.00	56,542.90	-56,542.90	.00
1ST SUBTOTAL-200 EMPLOYEE RETIREMNT & INS.							
211 STRS-EMPLOYER'S SHA		.00	1,141.63	.00	7,915.99	-7,915.99	.00
213 SOCIAL SECURITY		.00	114.27	.00	793.18	-793.18	.00
241 MEDICAL/HOSPITALIZA		.00	1,390.24	.00	9,334.48	-9,334.48	.00
242 LIFE INSURANCE		.00	6.40	.00	44.80	-44.80	.00
243 DENTAL INSURANCE		.00	96.78	.00	677.46	-677.46	.00
249 CERTIFIED OTHER INS		.00	345.16	.00	2,317.48	-2,317.48	.00
TOTAL EMPLOYEE RETIREMNT & IN		.00	3,094.48	.00	21,083.39	-21,083.39	.00
TOTAL LAUREL SCHOOL-AGENCY		.00	11,248.96	.00	77,626.29	-77,626.29	.00
FUND/SCC-0229804 GRANT HOLDING ACCOUNT							
1ST SUBTOTAL-400 PURCHASED SERVICES							
419 OTHER PROF. & TECH.		.00	-124,167.00	.00	-134,167.00	134,167.00	.00
TOTAL PURCHASED SERVICES		.00	-124,167.00	.00	-134,167.00	134,167.00	.00
1ST SUBTOTAL-500 SUPPLIES AND MATERIALS							
511 CLASSROOM SUPPLIES		.00	6,000.00	.00	35,460.36	-35,460.36	.00
TOTAL SUPPLIES AND MATERIALS		.00	6,000.00	.00	35,460.36	-35,460.36	.00
1ST SUBTOTAL-600 CAPITAL OUTLAY							
630 IMPROVEMENTS NON BU		.00	.00	.00	-114,768.75	114,768.75	.00
TOTAL CAPITAL OUTLAY		.00	.00	.00	-114,768.75	114,768.75	.00

POWERSCHOOL
DATE: 02/07/2023
TIME: 14:30:37

SHAKER HEIGHTS CITY SCHOOLS
EXPENDITURE STATUS REPORT

PAGE NUMBER: 15
EXPSTA11

SELECTION CRITERIA: ALL
ACCOUNTING PERIOD: 7/23

SORTED BY: FUND/SCC,1ST SUBTOTAL,ACCOUNT
TOTALLED ON: FUND/SCC,1ST SUBTOTAL
PAGE BREAKS ON:

FUND/SCC-0229804 GRANT HOLDING ACCOUNT
1ST SUBTOTAL-800 GRANT HOLDING ACCOUNT

ACCOUNT	- - - - TITLE - - - -	BUDGET	PERIOD EXPENDITURES	ENCUMBRANCES OUTSTANDING	YEAR TO DATE EXP	AVAILABLE BALANCE	YTD/ BUD
1ST SUBTOTAL-800 OTHER OBJECTS							
856	BENEFITS AND CLAIMS	.00	.00	.00	-375,000.00	375,000.00	.00
	TOTAL OTHER OBJECTS	.00	.00	.00	-375,000.00	375,000.00	.00
	TOTAL GRANT HOLDING ACCOUNT	.00	-118,167.00	.00	-588,475.39	588,475.39	.00
FUND/SCC-0229806 UNIVERSITY SCHOOL-AGENCY							
1ST SUBTOTAL-100 PERSONAL SERVICES							
111	REGULAR	.00	7,695.76	.00	52,249.29	-52,249.29	.00
121	SICK LEAVE	.00	.00	.00	989.17	-989.17	.00
122	PERSONAL LEAVE	.00	.00	.00	123.65	-123.65	.00
	TOTAL PERSONAL SERVICES	.00	7,695.76	.00	53,362.11	-53,362.11	.00
1ST SUBTOTAL-200 EMPLOYEE RETIREMNT & INS.							
211	STRS-EMPLOYER'S SHA	.00	1,077.41	.00	7,470.71	-7,470.71	.00
213	SOCIAL SECURITY	.00	107.61	.00	747.01	-747.01	.00
241	MEDICAL/HOSPITALIZA	.00	1,390.24	.00	9,334.48	-9,334.48	.00
242	LIFE INSURANCE	.00	6.40	.00	44.80	-44.80	.00
243	DENTAL INSURANCE	.00	96.78	.00	677.46	-677.46	.00
249	CERTIFIED OTHER INS	.00	345.16	.00	2,317.48	-2,317.48	.00
	TOTAL EMPLOYEE RETIREMNT & IN	.00	3,023.60	.00	20,591.94	-20,591.94	.00
1ST SUBTOTAL-400 PURCHASED SERVICES							
415	MANAGEMENT SERVICES	.00	.00	.00	1,477.70	-1,477.70	.00
	TOTAL PURCHASED SERVICES	.00	.00	.00	1,477.70	-1,477.70	.00
	TOTAL UNIVERSITY SCHOOL-AGENC	.00	10,719.36	.00	75,431.75	-75,431.75	.00
FUND/SCC-0240000 EMP. BEN/SELF INS.PRESCRI							
1ST SUBTOTAL-800 OTHER OBJECTS							
856	BENEFITS AND CLAIMS	.00	175,851.85	.00	1,448,715.16	-1,448,715.16	.00
	TOTAL OTHER OBJECTS	.00	175,851.85	.00	1,448,715.16	-1,448,715.16	.00
	TOTAL EMP. BEN/SELF INS.PRESC	.00	175,851.85	.00	1,448,715.16	-1,448,715.16	.00
FUND/SCC-0249261 EMP. BEN/SELF INS./DENTAL							
1ST SUBTOTAL-400 PURCHASED SERVICES							
491	THIRD PARTY ADMINIS	.00	2,590.72	.00	17,515.60	-17,515.60	.00
	TOTAL PURCHASED SERVICES	.00	2,590.72	.00	17,515.60	-17,515.60	.00
1ST SUBTOTAL-800 OTHER OBJECTS							
856	BENEFITS AND CLAIMS	.00	53,718.03	.00	356,577.56	-356,577.56	.00
	TOTAL OTHER OBJECTS	.00	53,718.03	.00	356,577.56	-356,577.56	.00
	TOTAL EMP. BEN/SELF INS./DENT	.00	56,308.75	.00	374,093.16	-374,093.16	.00

POWERSCHOOL
DATE: 02/07/2023
TIME: 14:30:37

SHAKER HEIGHTS CITY SCHOOLS
EXPENDITURE STATUS REPORT

PAGE NUMBER: 16
EXPSTA11

SELECTION CRITERIA: ALL
ACCOUNTING PERIOD: 7/23

SORTED BY: FUND/SCC,1ST SUBTOTAL,ACCOUNT
TOTALLED ON: FUND/SCC,1ST SUBTOTAL
PAGE BREAKS ON:

FUND/SCC-0249262 EMP. BEN/SELF INS./HEALTH
1ST SUBTOTAL-400 EMP. BEN/SELF INS./HEALTH

ACCOUNT	TITLE	BUDGET	PERIOD EXPENDITURES	ENCUMBRANCES OUTSTANDING	YEAR TO DATE EXP	AVAILABLE BALANCE	YTD/ BUD
FUND/SCC-0249262 EMP. BEN/SELF INS./HEALTH							
1ST SUBTOTAL-400 PURCHASED SERVICES							
491	THIRD PARTY ADMINIS	.00	27,499.96	.00	183,948.55	-183,948.55	.00
492	STOP LOSS INSURANCE	.00	100,065.68	.00	559,353.93	-559,353.93	.00
499	OTHER PURCHASED SER	.00	4,100.00	.00	28,700.00	-28,700.00	.00
TOTAL PURCHASED SERVICES		.00	131,665.64	.00	772,002.48	-772,002.48	.00
1ST SUBTOTAL-800 OTHER OBJECTS							
856	BENEFITS AND CLAIMS	.00	1,250,866.13	.00	6,750,529.45	-6,750,529.45	.00
889	OTHER AWARDS AND PR	.00	.00	18,660.00	28,616.33	-47,276.33	.00
TOTAL OTHER OBJECTS		.00	1,250,866.13	18,660.00	6,779,145.78	-6,797,805.78	.00
TOTAL EMP. BEN/SELF INS./HEAL		.00	1,382,531.77	18,660.00	7,551,148.26	-7,569,808.26	.00
FUND/SCC-0249264 EMP. BEN/SELF INS./COBRA							
1ST SUBTOTAL-800 OTHER OBJECTS							
856	BENEFITS AND CLAIMS	.00	.00	.00	3,973.93	-3,973.93	.00
TOTAL OTHER OBJECTS		.00	.00	.00	3,973.93	-3,973.93	.00
TOTAL EMP. BEN/SELF INS./COBR		.00	.00	.00	3,973.93	-3,973.93	.00
FUND/SCC-0249270 DEARBORN LIFE INSURANCE							
1ST SUBTOTAL-200 EMPLOYEE RETIREMNT & INS.							
242	LIFE INSURANCE	.00	5,245.44	.00	36,225.28	-36,225.28	.00
TOTAL EMPLOYEE RETIREMNT & IN		.00	5,245.44	.00	36,225.28	-36,225.28	.00
TOTAL DEARBORN LIFE INSURANCE		.00	5,245.44	.00	36,225.28	-36,225.28	.00
FUND/SCC-2009500 GLOBAL FRIENDSHIP CLUB							
1ST SUBTOTAL-500 SUPPLIES AND MATERIALS							
519	OTHER GENERAL SUPPL	.00	.00	.00	165.61	-165.61	.00
TOTAL SUPPLIES AND MATERIALS		.00	.00	.00	165.61	-165.61	.00
TOTAL GLOBAL FRIENDSHIP CLUB		.00	.00	.00	165.61	-165.61	.00
FUND/SCC-2009501 BOOKSTORE							
1ST SUBTOTAL-500 SUPPLIES AND MATERIALS							
519	OTHER GENERAL SUPPL	.00	.00	.00	6,777.50	-6,777.50	.00
TOTAL SUPPLIES AND MATERIALS		.00	.00	.00	6,777.50	-6,777.50	.00
TOTAL BOOKSTORE		.00	.00	.00	6,777.50	-6,777.50	.00
FUND/SCC-2009502 CHEERLEADERS							
1ST SUBTOTAL-500 SUPPLIES AND MATERIALS							
519	OTHER GENERAL SUPPL	.00	236.25	1,016.35	3,903.19	-4,919.54	.00
TOTAL SUPPLIES AND MATERIALS		.00	236.25	1,016.35	3,903.19	-4,919.54	.00

POWERSCHOOL
DATE: 02/07/2023
TIME: 14:30:37

SHAKER HEIGHTS CITY SCHOOLS
EXPENDITURE STATUS REPORT

PAGE NUMBER: 17
EXPSTA11

SELECTION CRITERIA: ALL
ACCOUNTING PERIOD: 7/23

SORTED BY: FUND/SCC,1ST SUBTOTAL,ACCOUNT
TOTALLED ON: FUND/SCC,1ST SUBTOTAL
PAGE BREAKS ON:

FUND/SCC-2009502 CHEERLEADERS
1ST SUBTOTAL-500 CHEERLEADERS

ACCOUNT	- - - - - TITLE - - - - -	BUDGET	PERIOD EXPENDITURES	ENCUMBRANCES OUTSTANDING	YEAR TO DATE EXP	AVAILABLE BALANCE	YTD/ BUD
	TOTAL CHEERLEADERS	.00	236.25	1,016.35	3,903.19	-4,919.54	.00
FUND/SCC-2009503	ACADEMIC CHALLENGE						
1ST SUBTOTAL-500	SUPPLIES AND MATERIALS						
569	OTHER	.00	.00	.00	55.00	-55.00	.00
	TOTAL SUPPLIES AND MATERIALS	.00	.00	.00	55.00	-55.00	.00
	TOTAL ACADEMIC CHALLENGE	.00	.00	.00	55.00	-55.00	.00
FUND/SCC-2009506	YOUTH ENDING HUNGER						
1ST SUBTOTAL-500	SUPPLIES AND MATERIALS						
519	OTHER GENERAL SUPPL	.00	.00	571.63	1,068.71	-1,640.34	.00
569	OTHER	.00	67.03	.00	67.03	-67.03	.00
	TOTAL SUPPLIES AND MATERIALS	.00	67.03	571.63	1,135.74	-1,707.37	.00
	TOTAL YOUTH ENDING HUNGER	.00	67.03	571.63	1,135.74	-1,707.37	.00
FUND/SCC-2009508	AFRICAN AMERICAN CULTURE						
1ST SUBTOTAL-500	SUPPLIES AND MATERIALS						
519	OTHER GENERAL SUPPL	.00	.00	.00	242.00	-242.00	.00
	TOTAL SUPPLIES AND MATERIALS	.00	.00	.00	242.00	-242.00	.00
	TOTAL AFRICAN AMERICAN CULTUR	.00	.00	.00	242.00	-242.00	.00
FUND/SCC-2009521	DRAMA						
1ST SUBTOTAL-400	PURCHASED SERVICES						
419	OTHER PROF. & TECH.	.00	.00	550.00	3,607.65	-4,157.65	.00
	TOTAL PURCHASED SERVICES	.00	.00	550.00	3,607.65	-4,157.65	.00
1ST SUBTOTAL-500	SUPPLIES AND MATERIALS						
519	OTHER GENERAL SUPPL	.00	1,480.00	1,890.00	4,560.60	-6,450.60	.00
	TOTAL SUPPLIES AND MATERIALS	.00	1,480.00	1,890.00	4,560.60	-6,450.60	.00
1ST SUBTOTAL-800	OTHER OBJECTS						
849	OTHER DUES AND FEES	.00	.00	200.00	1,174.00	-1,374.00	.00
	TOTAL OTHER OBJECTS	.00	.00	200.00	1,174.00	-1,374.00	.00
	TOTAL DRAMA	.00	1,480.00	2,640.00	9,342.25	-11,982.25	.00
FUND/SCC-2009525	LATIN CLUB						
1ST SUBTOTAL-500	SUPPLIES AND MATERIALS						
519	OTHER GENERAL SUPPL	35.95	.00	.00	51.94	-15.99	144.48
	TOTAL SUPPLIES AND MATERIALS	35.95	.00	.00	51.94	-15.99	144.48
	TOTAL LATIN CLUB	35.95	.00	.00	51.94	-15.99	144.48

POWERSCHOOL
DATE: 02/07/2023
TIME: 14:30:37

SHAKER HEIGHTS CITY SCHOOLS
EXPENDITURE STATUS REPORT

PAGE NUMBER: 18
EXPSTA11

SELECTION CRITERIA: ALL
ACCOUNTING PERIOD: 7/23

SORTED BY: FUND/SCC,1ST SUBTOTAL,ACCOUNT
TOTALLED ON: FUND/SCC,1ST SUBTOTAL
PAGE BREAKS ON:

FUND/SCC-2009525 LATIN CLUB
1ST SUBTOTAL-500 LATIN CLUB

ACCOUNT	- - - - TITLE - - - -	BUDGET	PERIOD EXPENDITURES	ENCUMBRANCES OUTSTANDING	YEAR TO DATE EXP	AVAILABLE BALANCE	YTD/ BUD
FUND/SCC-2009528 GRISTMILL							
1ST SUBTOTAL-400 PURCHASED SERVICES							
432	CERTIFIED MEETING E	.00	.00	.00	3,120.00	-3,120.00	.00
	TOTAL PURCHASED SERVICES	.00	.00	.00	3,120.00	-3,120.00	.00
1ST SUBTOTAL-500 SUPPLIES AND MATERIALS							
519	OTHER GENERAL SUPPL	.00	.00	.00	539.83	-539.83	.00
	TOTAL SUPPLIES AND MATERIALS	.00	.00	.00	539.83	-539.83	.00
	TOTAL GRISTMILL	.00	.00	.00	3,659.83	-3,659.83	.00
FUND/SCC-2009531 INSTRUMENTAL							
1ST SUBTOTAL-400 PURCHASED SERVICES							
419	OTHER PROF. & TECH.	.00	.00	460.00	1,390.00	-1,850.00	.00
	TOTAL PURCHASED SERVICES	.00	.00	460.00	1,390.00	-1,850.00	.00
1ST SUBTOTAL-500 SUPPLIES AND MATERIALS							
519	OTHER GENERAL SUPPL	.00	.00	4,807.22	3,326.67	-8,133.89	.00
	TOTAL SUPPLIES AND MATERIALS	.00	.00	4,807.22	3,326.67	-8,133.89	.00
	TOTAL INSTRUMENTAL	.00	.00	5,267.22	4,716.67	-9,983.89	.00
FUND/SCC-2009534 RUGBY CLUB							
1ST SUBTOTAL-500 SUPPLIES AND MATERIALS							
519	OTHER GENERAL SUPPL	1,117.50	85.00	1,117.50	85.00	-85.00	107.61
	TOTAL SUPPLIES AND MATERIALS	1,117.50	85.00	1,117.50	85.00	-85.00	107.61
	TOTAL RUGBY CLUB	1,117.50	85.00	1,117.50	85.00	-85.00	107.61
FUND/SCC-2009535 MODEL UN							
1ST SUBTOTAL-500 SUPPLIES AND MATERIALS							
519	OTHER GENERAL SUPPL	.00	22.98	.00	22.98	-22.98	.00
	TOTAL SUPPLIES AND MATERIALS	.00	22.98	.00	22.98	-22.98	.00
	TOTAL MODEL UN	.00	22.98	.00	22.98	-22.98	.00
FUND/SCC-2009545 HS STUDENT COUNCIL							
1ST SUBTOTAL-500 SUPPLIES AND MATERIALS							
519	OTHER GENERAL SUPPL	.00	153.62	.00	559.87	-559.87	.00
569	OTHER	.00	.00	.00	156.43	-156.43	.00
	TOTAL SUPPLIES AND MATERIALS	.00	153.62	.00	716.30	-716.30	.00
	TOTAL HS STUDENT COUNCIL	.00	153.62	.00	716.30	-716.30	.00
FUND/SCC-2009553 SKI CLUB							

POWERSCHOOL
DATE: 02/07/2023
TIME: 14:30:37

SHAKER HEIGHTS CITY SCHOOLS
EXPENDITURE STATUS REPORT

PAGE NUMBER: 19
EXPSTA11

SELECTION CRITERIA: ALL
ACCOUNTING PERIOD: 7/23

SORTED BY: FUND/SCC,1ST SUBTOTAL,ACCOUNT
TOTALLED ON: FUND/SCC,1ST SUBTOTAL
PAGE BREAKS ON:

FUND/SCC-2009553 SKI CLUB
1ST SUBTOTAL-400 SKI CLUB

ACCOUNT	TITLE	BUDGET	PERIOD EXPENDITURES	ENCUMBRANCES OUTSTANDING	YEAR TO DATE EXP	AVAILABLE BALANCE	YTD/ BUD
1ST SUBTOTAL-400 PURCHASED SERVICES							
419	OTHER PROF. & TECH.	.00	4,564.51	8,435.49	4,564.51	-13,000.00	.00
439	OTHER TRAV./MEET EX	.00	.00	12,000.00	.00	-12,000.00	.00
489	TRANSPORTATION OTHR	.00	5,340.00	.00	5,340.00	-5,340.00	.00
	TOTAL PURCHASED SERVICES	.00	9,904.51	20,435.49	9,904.51	-30,340.00	.00
1ST SUBTOTAL-500 SUPPLIES AND MATERIALS							
519	OTHER GENERAL SUPPL	.00	.00	302.13	.00	-302.13	.00
	TOTAL SUPPLIES AND MATERIALS	.00	.00	302.13	.00	-302.13	.00
	TOTAL SKI CLUB	.00	9,904.51	20,737.62	9,904.51	-30,642.13	.00
FUND/SCC-2009555 STUDENT COUNCIL NOT HS							
1ST SUBTOTAL-200 EMPLOYEE RETIREMNT & INS.							
233	MEETING EXPENSE-SUP	.00	.00	.00	1,150.80	-1,150.80	.00
	TOTAL EMPLOYEE RETIREMNT & IN	.00	.00	.00	1,150.80	-1,150.80	.00
1ST SUBTOTAL-400 PURCHASED SERVICES							
419	OTHER PROF. & TECH.	.00	.00	.00	2,524.00	-2,524.00	.00
	TOTAL PURCHASED SERVICES	.00	.00	.00	2,524.00	-2,524.00	.00
1ST SUBTOTAL-500 SUPPLIES AND MATERIALS							
519	OTHER GENERAL SUPPL	.00	.00	.19	312.58	-312.77	.00
	TOTAL SUPPLIES AND MATERIALS	.00	.00	.19	312.58	-312.77	.00
	TOTAL STUDENT COUNCIL NOT HS	.00	.00	.19	3,987.38	-3,987.57	.00
FUND/SCC-2009560 FY 05 - ULTIMATE DISC							
1ST SUBTOTAL-500 SUPPLIES AND MATERIALS							
519	OTHER GENERAL SUPPL	.00	.00	.00	419.40	-419.40	.00
	TOTAL SUPPLIES AND MATERIALS	.00	.00	.00	419.40	-419.40	.00
	TOTAL FY 05 - ULTIMATE DISC	.00	.00	.00	419.40	-419.40	.00
FUND/SCC-2009576 SANKOFA							
1ST SUBTOTAL-400 PURCHASED SERVICES							
419	OTHER PROF. & TECH.	.00	.00	975.00	975.00	-1,950.00	.00
	TOTAL PURCHASED SERVICES	.00	.00	975.00	975.00	-1,950.00	.00
	TOTAL SANKOFA	.00	.00	975.00	975.00	-1,950.00	.00
FUND/SCC-2009586 RAIDERETTES (STUDENT ACTI							
1ST SUBTOTAL-500 SUPPLIES AND MATERIALS							
519	OTHER GENERAL SUPPL	.00	.00	2.25	2,520.75	-2,523.00	.00
	TOTAL SUPPLIES AND MATERIALS	.00	.00	2.25	2,520.75	-2,523.00	.00

POWERSCHOOL
DATE: 02/07/2023
TIME: 14:30:37

SHAKER HEIGHTS CITY SCHOOLS
EXPENDITURE STATUS REPORT

PAGE NUMBER: 20
EXPSTA11

SELECTION CRITERIA: ALL
ACCOUNTING PERIOD: 7/23

SORTED BY: FUND/SCC,1ST SUBTOTAL,ACCOUNT
TOALED ON: FUND/SCC,1ST SUBTOTAL
PAGE BREAKS ON:

FUND/SCC-2009586 RAIDERETTES (STUDENT ACTI
1ST SUBTOTAL-500 RAIDERETTES (STUDENT ACTI

ACCOUNT	TITLE	BUDGET	PERIOD EXPENDITURES	ENCUMBRANCES OUTSTANDING	YEAR TO DATE EXP	AVAILABLE BALANCE	YTD/ BUD
TOTAL RAIDERETTES (STUDENT AC		.00	.00	2.25	2,520.75	-2,523.00	.00
FUND/SCC-2009605 CLASS OF 2023							
1ST SUBTOTAL-400 PURCHASED SERVICES							
419 OTHER PROF. & TECH.		.00	.00	4,125.00	3,100.00	-7,225.00	.00
TOTAL PURCHASED SERVICES		.00	.00	4,125.00	3,100.00	-7,225.00	.00
1ST SUBTOTAL-500 SUPPLIES AND MATERIALS							
519 OTHER GENERAL SUPPL		.00	.00	.00	3,407.00	-3,407.00	.00
TOTAL SUPPLIES AND MATERIALS		.00	.00	.00	3,407.00	-3,407.00	.00
TOTAL CLASS OF 2023		.00	.00	4,125.00	6,507.00	-10,632.00	.00
FUND/SCC-2009609 MOCK TRIAL-HIGH SCHOOL							
1ST SUBTOTAL-800 OTHER OBJECTS							
849 OTHER DUES AND FEES		.00	.00	.00	890.00	-890.00	.00
TOTAL OTHER OBJECTS		.00	.00	.00	890.00	-890.00	.00
TOTAL MOCK TRIAL-HIGH SCHOOL		.00	.00	.00	890.00	-890.00	.00
FUND/SCC-2009610 HS CLASS OF 2024							
1ST SUBTOTAL-500 SUPPLIES AND MATERIALS							
519 OTHER GENERAL SUPPL		.00	.00	.00	841.00	-841.00	.00
TOTAL SUPPLIES AND MATERIALS		.00	.00	.00	841.00	-841.00	.00
TOTAL HS CLASS OF 2024		.00	.00	.00	841.00	-841.00	.00
FUND/SCC-2009614 RAIDER ROAST							
1ST SUBTOTAL-500 SUPPLIES AND MATERIALS							
519 OTHER GENERAL SUPPL		.00	150.42	.00	724.52	-724.52	.00
TOTAL SUPPLIES AND MATERIALS		.00	150.42	.00	724.52	-724.52	.00
TOTAL RAIDER ROAST		.00	150.42	.00	724.52	-724.52	.00
FUND/SCC-2009615 FIELDSTONE RIDING							
1ST SUBTOTAL-500 SUPPLIES AND MATERIALS							
519 OTHER GENERAL SUPPL		.00	66.82	.00	429.07	-429.07	.00
TOTAL SUPPLIES AND MATERIALS		.00	66.82	.00	429.07	-429.07	.00
TOTAL FIELDSTONE RIDING		.00	66.82	.00	429.07	-429.07	.00
FUND/SCC-2009616 HS SKI CLUB							
1ST SUBTOTAL-400 PURCHASED SERVICES							
439 OTHER TRAV./MEET EX		.00	2,640.00	.00	2,640.00	-2,640.00	.00
TOTAL PURCHASED SERVICES		.00	2,640.00	.00	2,640.00	-2,640.00	.00

POWERSCHOOL
DATE: 02/07/2023
TIME: 14:30:37

SHAKER HEIGHTS CITY SCHOOLS
EXPENDITURE STATUS REPORT

PAGE NUMBER: 21
EXPSTA11

SELECTION CRITERIA: ALL
ACCOUNTING PERIOD: 7/23

SORTED BY: FUND/SCC,1ST SUBTOTAL,ACCOUNT
TOALED ON: FUND/SCC,1ST SUBTOTAL
PAGE BREAKS ON:

FUND/SCC-2009616 HS SKI CLUB
1ST SUBTOTAL-400 HS SKI CLUB

ACCOUNT	TITLE	BUDGET	PERIOD EXPENDITURES	ENCUMBRANCES OUTSTANDING	YEAR TO DATE EXP	AVAILABLE BALANCE	YTD/ BUD
TOTAL HS SKI CLUB		.00	2,640.00	.00	2,640.00	-2,640.00	.00
FUND/SCC-3009601 H.S. MEN'S ATHLETICS							
1ST SUBTOTAL-100 PERSONAL SERVICES							
142 TEMPORARY		.00	550.00	.00	710.00	-710.00	.00
143 SUPPLEMENTAL		.00	1,750.00	.00	11,088.16	-11,088.16	.00
172 STUDENT WORKERS		.00	.00	.00	1,915.80	-1,915.80	.00
TOTAL PERSONAL SERVICES		.00	2,300.00	.00	13,713.96	-13,713.96	.00
1ST SUBTOTAL-200 EMPLOYEE RETIREMNT & INS.							
221 SERS-EMPLOYER'S SHA		.00	356.52	.00	1,864.82	-1,864.82	.00
222 SERS-EMPLOYER'S SHA		.00	.00	.00	11.00	-11.00	.00
223 SOCIAL SECURITY		.00	31.94	.00	165.75	-165.75	.00
TOTAL EMPLOYEE RETIREMNT & IN		.00	388.46	.00	2,041.57	-2,041.57	.00
1ST SUBTOTAL-400 PURCHASED SERVICES							
419 OTHER PROF. & TECH.		.00	-3,540.00	30,515.00	20,443.82	-50,958.82	.00
423 REPAIRS & MAINTENAN		.00	.00	20,000.00	.00	-20,000.00	.00
433 NONCERTIFIED TRAVEL	48.21	.00	.00	.00	45.00	3.21	93.34
439 OTHER TRAV./MEET EX	.00	.00	-129.04	.00	5,985.04	-5,985.04	.00
483 TRANSP. FROM OTHER	.00	.00	.00	13,495.00	17,066.93	-30,561.93	.00
TOTAL PURCHASED SERVICES	48.21		-3,669.04	64,010.00	43,540.79	-107,502.58	223088.14
1ST SUBTOTAL-500 SUPPLIES AND MATERIALS							
516 SOFTWARE MATERIALS	.00	.00	.00	.00	6,053.94	-6,053.94	.00
519 OTHER GENERAL SUPPL	560.00	.00	2,373.03	11,844.85	74,667.02	-85,951.87	15448.55
560 FOOD & MATERIALS	.00	.00	174.02	.00	1,339.11	-1,339.11	.00
582 FUEL	.00	.00	.00	.00	190.35	-190.35	.00
TOTAL SUPPLIES AND MATERIALS	560.00		2,547.05	11,844.85	82,250.42	-93,535.27	16802.73
1ST SUBTOTAL-600 CAPITAL OUTLAY							
640 EQUIPMENT	1,498.00	.00	.00	.00	1,993.00	-495.00	133.04
TOTAL CAPITAL OUTLAY	1,498.00		.00	.00	1,993.00	-495.00	133.04
1ST SUBTOTAL-800 OTHER OBJECTS							
849 OTHER DUES AND FEES	.00	.00	3,270.50	4,927.50	37,955.98	-42,883.48	.00
880 AWARDS AND PRIZES	.00	.00	649.00	475.50	2,699.98	-3,175.48	.00
TOTAL OTHER OBJECTS	.00		3,919.50	5,403.00	40,655.96	-46,058.96	.00
TOTAL H.S. MEN'S ATHLETICS	2,106.21		5,485.97	81,257.85	184,195.70	-263,347.34	12603.38
FUND/SCC-3009602 M.S. ATHLETICS							
1ST SUBTOTAL-200 EMPLOYEE RETIREMNT & INS.							
233 MEETING EXPENSE-SUP	.00	.00	.00	.00	605.34	-605.34	.00
TOTAL EMPLOYEE RETIREMNT & IN	.00		.00	.00	605.34	-605.34	.00

POWERSCHOOL
DATE: 02/07/2023
TIME: 14:30:37

SHAKER HEIGHTS CITY SCHOOLS
EXPENDITURE STATUS REPORT

PAGE NUMBER: 22
EXPSTA11

SELECTION CRITERIA: ALL
ACCOUNTING PERIOD: 7/23

SORTED BY: FUND/SCC,1ST SUBTOTAL,ACCOUNT
TOTALLED ON: FUND/SCC,1ST SUBTOTAL
PAGE BREAKS ON:

FUND/SCC-3009602 M.S. ATHLETICS
1ST SUBTOTAL-400 M.S. ATHLETICS

ACCOUNT	TITLE	BUDGET	PERIOD EXPENDITURES	ENCUMBRANCES OUTSTANDING	YEAR TO DATE EXP	AVAILABLE BALANCE	YTD/ BUD
1ST SUBTOTAL-400	PURCHASED SERVICES						
419	OTHER PROF. & TECH.	.00	825.00	.00	1,645.00	-1,645.00	.00
433	NONCERTIFIED TRAVEL	.00	.00	9.90	.00	-9.90	.00
434	NONCERTIFIED MEETIN	.00	.00	22.00	.00	-22.00	.00
	TOTAL PURCHASED SERVICES	.00	825.00	31.90	1,645.00	-1,676.90	.00
1ST SUBTOTAL-500	SUPPLIES AND MATERIALS						
519	OTHER GENERAL SUPPL	.00	179.52	13,542.53	22,725.34	-36,267.87	.00
	TOTAL SUPPLIES AND MATERIALS	.00	179.52	13,542.53	22,725.34	-36,267.87	.00
1ST SUBTOTAL-800	OTHER OBJECTS						
849	OTHER DUES AND FEES	.00	.00	.00	165.00	-165.00	.00
	TOTAL OTHER OBJECTS	.00	.00	.00	165.00	-165.00	.00
	TOTAL M.S. ATHLETICS	.00	1,004.52	13,574.43	25,140.68	-38,715.11	.00
FUND/SCC-3009603	H.S. WOMEN'S ATHLETICS						
1ST SUBTOTAL-100	PERSONAL SERVICES						
143	SUPPLEMENTAL	.00	470.00	.00	2,420.00	-2,420.00	.00
172	STUDENT WORKERS	.00	.00	.00	432.45	-432.45	.00
	TOTAL PERSONAL SERVICES	.00	470.00	.00	2,852.45	-2,852.45	.00
1ST SUBTOTAL-200	EMPLOYEE RETIREMNT & INS.						
221	SERS-EMPLOYER'S SHA	.00	73.79	.00	380.51	-380.51	.00
222	SERS-EMPLOYER'S SHA	.00	.00	.00	4.40	-4.40	.00
223	SOCIAL SECURITY	.00	6.61	.00	34.06	-34.06	.00
	TOTAL EMPLOYEE RETIREMNT & IN	.00	80.40	.00	418.97	-418.97	.00
1ST SUBTOTAL-400	PURCHASED SERVICES						
419	OTHER PROF. & TECH.	.00	210.00	26,340.00	21,293.82	-47,633.82	.00
439	OTHER TRAV./MEET EX	.00	.00	.00	9,906.60	-9,906.60	.00
483	TRANSP. FROM OTHER	.00	.00	14,055.00	17,786.93	-31,841.93	.00
	TOTAL PURCHASED SERVICES	.00	210.00	40,395.00	48,987.35	-89,382.35	.00
1ST SUBTOTAL-500	SUPPLIES AND MATERIALS						
516	SOFTWARE MATERIALS	.00	.00	.00	5,804.94	-5,804.94	.00
519	OTHER GENERAL SUPPL	560.00	8,227.24	2,978.87	39,176.00	-41,594.87	7527.66
560	FOOD & MATERIALS	.00	48.00	.00	4,230.61	-4,230.61	.00
582	FUEL	.00	.00	.00	125.67	-125.67	.00
	TOTAL SUPPLIES AND MATERIALS	560.00	8,275.24	2,978.87	49,337.22	-51,756.09	9342.16
1ST SUBTOTAL-600	CAPITAL OUTLAY						
640	EQUIPMENT	1,712.80	.00	.00	3,552.80	-1,840.00	207.43
	TOTAL CAPITAL OUTLAY	1,712.80	.00	.00	3,552.80	-1,840.00	207.43
1ST SUBTOTAL-800	OTHER OBJECTS						

POWERSCHOOL
DATE: 02/07/2023
TIME: 14:30:37

SHAKER HEIGHTS CITY SCHOOLS
EXPENDITURE STATUS REPORT

PAGE NUMBER: 23
EXPSTA11

SELECTION CRITERIA: ALL
ACCOUNTING PERIOD: 7/23

SORTED BY: FUND/SCC,1ST SUBTOTAL,ACCOUNT
TOTALLED ON: FUND/SCC,1ST SUBTOTAL
PAGE BREAKS ON:

FUND/SCC-3009603 H.S. WOMEN'S ATHLETICS
1ST SUBTOTAL-800 H.S. WOMEN'S ATHLETICS

ACCOUNT	- - - - TITLE - - - -	BUDGET	PERIOD EXPENDITURES	ENCUMBRANCES OUTSTANDING	YEAR TO DATE EXP	AVAILABLE BALANCE	YTD/ BUD.
849	OTHER DUES AND FEES	.00	2,442.50	2,267.50	22,553.35	-24,820.85	.00
880	AWARDS AND PRIZES	.00	749.44	249.00	4,136.51	-4,385.51	.00
	TOTAL OTHER OBJECTS	.00	3,191.94	2,516.50	26,689.86	-29,206.36	.00
	TOTAL H.S. WOMEN'S ATHLETICS	2,272.80	12,227.58	45,890.37	131,838.65	-175,456.22	7819.83
FUND/SCC-3009605 GIRLS SOCCER FUNDRAISER							
1ST SUBTOTAL-500 SUPPLIES AND MATERIALS							
519	OTHER GENERAL SUPPL	.00	.00	26.00	.00	-26.00	.00
	TOTAL SUPPLIES AND MATERIALS	.00	.00	26.00	.00	-26.00	.00
	TOTAL GIRLS SOCCER FUNDRAISER	.00	.00	26.00	.00	-26.00	.00
FUND/SCC-3009606 GIRLS BASKETBALL FUND							
1ST SUBTOTAL-500 SUPPLIES AND MATERIALS							
519	OTHER GENERAL SUPPL	.00	720.00	.00	720.00	-720.00	.00
	TOTAL SUPPLIES AND MATERIALS	.00	720.00	.00	720.00	-720.00	.00
	TOTAL GIRLS BASKETBALL FUND	.00	720.00	.00	720.00	-720.00	.00
FUND/SCC-3009607 GIRLS SOFTBALL FUNDRAISER							
1ST SUBTOTAL-500 SUPPLIES AND MATERIALS							
519	OTHER GENERAL SUPPL	.00	500.00	.00	500.00	-500.00	.00
	TOTAL SUPPLIES AND MATERIALS	.00	500.00	.00	500.00	-500.00	.00
	TOTAL GIRLS SOFTBALL FUNDRAIS	.00	500.00	.00	500.00	-500.00	.00
FUND/SCC-3009608 GIRLS VOLLEYBALL FUND							
1ST SUBTOTAL-500 SUPPLIES AND MATERIALS							
519	OTHER GENERAL SUPPL	.00	.00	.00	2,160.00	-2,160.00	.00
560	FOOD & MATERIALS	.00	188.25	.00	188.25	-188.25	.00
	TOTAL SUPPLIES AND MATERIALS	.00	188.25	.00	2,348.25	-2,348.25	.00
	TOTAL GIRLS VOLLEYBALL FUND	.00	188.25	.00	2,348.25	-2,348.25	.00
FUND/SCC-3009609 GIRLS TRACK FUNDRAISER							
1ST SUBTOTAL-800 OTHER OBJECTS							
849	OTHER DUES AND FEES	.00	.00	.00	337.50	-337.50	.00
	TOTAL OTHER OBJECTS	.00	.00	.00	337.50	-337.50	.00
	TOTAL GIRLS TRACK FUNDRAISER	.00	.00	.00	337.50	-337.50	.00
FUND/SCC-3009612 HOCKEY TEAM							
1ST SUBTOTAL-400 PURCHASED SERVICES							
419	OTHER PROF. & TECH.	.00	.00	.00	60.00	-60.00	.00
447	INTERNET ACCESS SER	.00	59.99	868.02	131.98	-1,000.00	.00

POWERSCHOOL
DATE: 02/07/2023
TIME: 14:30:37

SHAKER HEIGHTS CITY SCHOOLS
EXPENDITURE STATUS REPORT

PAGE NUMBER: 24
EXPSTA11

SELECTION CRITERIA: ALL
ACCOUNTING PERIOD: 7/23

SORTED BY: FUND/SCC,1ST SUBTOTAL,ACCOUNT
TOTALED ON: FUND/SCC,1ST SUBTOTAL
PAGE BREAKS ON:

FUND/SCC-3009612 HOCKEY TEAM
1ST SUBTOTAL-400 HOCKEY TEAM

ACCOUNT	TITLE	BUDGET	PERIOD EXPENDITURES	ENCUMBRANCES OUTSTANDING	YEAR TO DATE EXP	AVAILABLE BALANCE	YTD/ BUD
TOTAL PURCHASED SERVICES		.00	59.99	868.02	191.98	-1,060.00	.00
1ST SUBTOTAL-500 SUPPLIES AND MATERIALS							
560 FOOD & MATERIALS		.00	400.00	600.00	400.00	-1,000.00	.00
TOTAL SUPPLIES AND MATERIALS		.00	400.00	600.00	400.00	-1,000.00	.00
TOTAL HOCKEY TEAM		.00	459.99	1,468.02	591.98	-2,060.00	.00
FUND/SCC-3009614 BASKETBALL FUNDRAISER							
1ST SUBTOTAL-400 PURCHASED SERVICES							
419 OTHER PROF. & TECH.		.00	.00	.00	844.70	-844.70	.00
TOTAL PURCHASED SERVICES		.00	.00	.00	844.70	-844.70	.00
1ST SUBTOTAL-500 SUPPLIES AND MATERIALS							
519 OTHER GENERAL SUPPL		.00	958.56	330.50	8,482.44	-8,812.94	.00
560 FOOD & MATERIALS		.00	700.86	600.00	700.86	-1,300.86	.00
TOTAL SUPPLIES AND MATERIALS		.00	1,659.42	930.50	9,183.30	-10,113.80	.00
TOTAL BASKETBALL FUNDRAISER		.00	1,659.42	930.50	10,028.00	-10,958.50	.00
FUND/SCC-3009616 BASEBALL FUNDRAISER							
1ST SUBTOTAL-500 SUPPLIES AND MATERIALS							
519 OTHER GENERAL SUPPL		.00	.00	2,900.00	1,339.90	-4,239.90	.00
TOTAL SUPPLIES AND MATERIALS		.00	.00	2,900.00	1,339.90	-4,239.90	.00
TOTAL BASEBALL FUNDRAISER		.00	.00	2,900.00	1,339.90	-4,239.90	.00
FUND/SCC-3009620 GIRLS CROSS COUNTRY FUND							
1ST SUBTOTAL-400 PURCHASED SERVICES							
439 OTHER TRAV./MEET EX		.00	.00	.00	9,162.00	-9,162.00	.00
TOTAL PURCHASED SERVICES		.00	.00	.00	9,162.00	-9,162.00	.00
1ST SUBTOTAL-500 SUPPLIES AND MATERIALS							
519 OTHER GENERAL SUPPL		.00	.00	.00	980.50	-980.50	.00
TOTAL SUPPLIES AND MATERIALS		.00	.00	.00	980.50	-980.50	.00
TOTAL GIRLS CROSS COUNTRY FUN		.00	.00	.00	10,142.50	-10,142.50	.00
FUND/SCC-3009622 BOYS SOCCER FUNDRAISER							
1ST SUBTOTAL-400 PURCHASED SERVICES							
425 RENTALS		.00	.00	.00	100.00	-100.00	.00
TOTAL PURCHASED SERVICES		.00	.00	.00	100.00	-100.00	.00
1ST SUBTOTAL-500 SUPPLIES AND MATERIALS							
519 OTHER GENERAL SUPPL		.00	.00	.00	2,385.00	-2,385.00	.00
TOTAL SUPPLIES AND MATERIALS		.00	.00	.00	2,385.00	-2,385.00	.00

POWERSCHOOL
DATE: 02/07/2023
TIME: 14:30:37

SHAKER HEIGHTS CITY SCHOOLS
EXPENDITURE STATUS REPORT

PAGE NUMBER: 25
EXPSTA11

SELECTION CRITERIA: ALL
ACCOUNTING PERIOD: 7/23

SORTED BY: FUND/SCC,1ST SUBTOTAL,ACCOUNT
TOTALED ON: FUND/SCC,1ST SUBTOTAL
PAGE BREAKS ON:

FUND/SCC-3009622 BOYS SOCCER FUNDRAISER
1ST SUBTOTAL-500 BOYS SOCCER FUNDRAISER

ACCOUNT	- - - - TITLE - - - -	BUDGET	PERIOD EXPENDITURES	ENCUMBRANCES OUTSTANDING	YEAR TO DATE EXP	AVAILABLE BALANCE	YTD/ BUD
TOTAL	BOYS SOCCER FUNDRAISER	.00	.00	.00	2,485.00	-2,485.00	.00
FUND/SCC-3009629	MS ATHLETICS FUNDRAISER						
1ST SUBTOTAL-500	SUPPLIES AND MATERIALS						
519	OTHER GENERAL SUPPL	.00	.00	133.79	.00	-133.79	.00
TOTAL	SUPPLIES AND MATERIALS	.00	.00	133.79	.00	-133.79	.00
TOTAL	MS ATHLETICS FUNDRAISER	.00	.00	133.79	.00	-133.79	.00
FUND/SCC-3009631	ARBITER PAY - ATHLETICS						
1ST SUBTOTAL-400	PURCHASED SERVICES						
419	OTHER PROF. & TECH.	.00	.00	.00	30,000.00	-30,000.00	.00
TOTAL	PURCHASED SERVICES	.00	.00	.00	30,000.00	-30,000.00	.00
TOTAL	ARBITER PAY - ATHLETICS	.00	.00	.00	30,000.00	-30,000.00	.00
FUND/SCC-4019202	ST DOMINIC FY22						
1ST SUBTOTAL-100	PERSONAL SERVICES						
111	REGULAR	.00	.00	.00	6,548.80	-6,548.80	.00
141	REGULAR	.00	.00	.00	8,150.19	-8,150.19	.00
TOTAL	PERSONAL SERVICES	.00	.00	.00	14,698.99	-14,698.99	.00
1ST SUBTOTAL-200	EMPLOYEE RETIREMNT & INS.						
211	STRS-EMPLOYER'S SHA	.00	.00	.00	1,050.40	-1,050.40	.00
213	SOCIAL SECURITY	.00	.00	.00	78.95	-78.95	.00
221	SERS-EMPLOYER'S SHA	.00	.00	.00	1,279.59	-1,279.59	.00
223	SOCIAL SECURITY	.00	.00	.00	106.34	-106.34	.00
241	MEDICAL/HOSPITALIZA	.00	.00	.00	2,250.85	-2,250.85	.00
242	LIFE INSURANCE	.00	.00	.00	10.90	-10.90	.00
243	DENTAL INSURANCE	.00	.00	.00	164.50	-164.50	.00
249	CERTIFIED OTHER INS	.00	.00	.00	558.80	-558.80	.00
251	MEDICAL/HOSPITALIZA	.00	.00	.00	3,348.10	-3,348.10	.00
252	LIFE INSURANCE	.00	.00	.00	16.00	-16.00	.00
253	DENTAL INSURANCE	.00	.00	.00	244.70	-244.70	.00
259	NONCERTIFIED INS BE	.00	.00	.00	831.25	-831.25	.00
TOTAL	EMPLOYEE RETIREMNT & IN	.00	.00	.00	9,940.38	-9,940.38	.00
TOTAL	ST DOMINIC FY22	.00	.00	.00	24,639.37	-24,639.37	.00
FUND/SCC-4019303	ST DOMINIC FY 23						
1ST SUBTOTAL-100	PERSONAL SERVICES						
111	REGULAR	.00	3,110.34	.00	14,950.68	-14,950.68	.00
141	REGULAR	.00	2,291.16	.00	9,972.18	-9,972.18	.00
151	SICK LEAVE	.00	.00	.00	112.68	-112.68	.00
152	PERSONAL LEAVE	.00	.00	.00	225.36	-225.36	.00

POWERSCHOOL
DATE: 02/07/2023
TIME: 14:30:37

SHAKER HEIGHTS CITY SCHOOLS
EXPENDITURE STATUS REPORT

PAGE NUMBER: 26
EXPSTA11

SELECTION CRITERIA: ALL
ACCOUNTING PERIOD: 7/23

SORTED BY: FUND/SCC,1ST SUBTOTAL,ACCOUNT
TOTALLED ON: FUND/SCC,1ST SUBTOTAL
PAGE BREAKS ON:

FUND/SCC-4019303 ST DOMINIC FY 23
1ST SUBTOTAL-100 ST DOMINIC FY 23

ACCOUNT	TITLE	BUDGET	PERIOD EXPENDITURES	ENCUMBRANCES OUTSTANDING	YEAR TO DATE EXP	AVAILABLE BALANCE	YTD/ BUD
TOTAL PERSONAL SERVICES		.00	5,401.50	.00	25,260.90	-25,260.90	.00
1ST SUBTOTAL-200 EMPLOYEE RETIREMNT & INS.							
211	STRS-EMPLOYER'S SHA	.00	435.44	.00	1,959.48	-1,959.48	.00
213	SOCIAL SECURITY	.00	31.49	.00	147.55	-147.55	.00
221	SERS-EMPLOYER'S SHA	.00	359.72	.00	1,618.74	-1,618.74	.00
223	SOCIAL SECURITY	.00	29.46	.00	129.21	-129.21	.00
241	MEDICAL/HOSPITALIZA	.00	887.10	.00	4,038.29	-4,038.29	.00
242	LIFE INSURANCE	.00	4.10	.00	19.36	-19.36	.00
243	DENTAL INSURANCE	.00	62.26	.00	292.56	-292.56	.00
249	CERTIFIED OTHER INS	.00	220.24	.00	1,002.56	-1,002.56	.00
251	MEDICAL/HOSPITALIZA	.00	949.70	.00	5,637.04	-5,637.04	.00
252	LIFE INSURANCE	.00	6.40	.00	28.80	-28.80	.00
253	DENTAL INSURANCE	.00	65.99	.00	408.57	-408.57	.00
259	NONCERTIFIED INS BE	.00	235.14	.00	1,398.89	-1,398.89	.00
TOTAL EMPLOYEE RETIREMNT & IN		.00	3,287.04	.00	16,681.05	-16,681.05	.00
1ST SUBTOTAL-400 PURCHASED SERVICES							
419	OTHER PROF. & TECH.	.00	5,475.00	27,375.00	17,020.00	-44,395.00	.00
TOTAL PURCHASED SERVICES		.00	5,475.00	27,375.00	17,020.00	-44,395.00	.00
1ST SUBTOTAL-500 SUPPLIES AND MATERIALS							
511	CLASSROOM SUPPLIES	.00	.00	.00	4,493.61	-4,493.61	.00
514	HEALTH & HYGIENE SU	.00	164.00	.00	631.84	-631.84	.00
516	SOFTWARE MATERIALS	.00	.00	.00	1,768.99	-1,768.99	.00
521	NEW TEXTBOOKS	.00	.00	.00	19,965.38	-19,965.38	.00
542	PERIODICALS	.00	.00	.00	1,364.83	-1,364.83	.00
TOTAL SUPPLIES AND MATERIALS		.00	164.00	.00	28,224.65	-28,224.65	.00
TOTAL ST DOMINIC FY 23		.00	14,327.54	27,375.00	87,186.60	-114,561.60	.00
FUND/SCC-4519223 ETECH CONNECTIVITY FY23							
1ST SUBTOTAL-400 PURCHASED SERVICES							
441	TELEPHONE SERVICE	.00	.00	.00	7,200.00	-7,200.00	.00
TOTAL PURCHASED SERVICES		.00	.00	.00	7,200.00	-7,200.00	.00
TOTAL ETECH CONNECTIVITY FY23		.00	.00	.00	7,200.00	-7,200.00	.00
FUND/SCC-4999022 PARENT MENTOR GRANT FY22							
1ST SUBTOTAL-100 PERSONAL SERVICES							
141	REGULAR	.00	.00	.00	4,271.81	-4,271.81	.00
TOTAL PERSONAL SERVICES		.00	.00	.00	4,271.81	-4,271.81	.00
1ST SUBTOTAL-200 EMPLOYEE RETIREMNT & INS.							
213	SOCIAL SECURITY	.00	.00	.00	-9.36	9.36	.00
223	SOCIAL SECURITY	.00	.00	.00	9.36	-9.36	.00

POWERSCHOOL
DATE: 02/07/2023
TIME: 14:30:37

SHAKER HEIGHTS CITY SCHOOLS
EXPENDITURE STATUS REPORT

PAGE NUMBER: 27
EXPSTA11

SELECTION CRITERIA: ALL
ACCOUNTING PERIOD: 7/23

SORTED BY: FUND/SCC,1ST SUBTOTAL,ACCOUNT
TOTALLED ON: FUND/SCC,1ST SUBTOTAL
PAGE BREAKS ON:

FUND/SCC-4999022 PARENT MENTOR GRANT FY22
1ST SUBTOTAL-200 PARENT MENTOR GRANT FY22

ACCOUNT	TITLE	BUDGET	PERIOD EXPENDITURES	ENCUMBRANCES OUTSTANDING	YEAR TO DATE EXP	AVAILABLE BALANCE	YTD/ BUD
TOTAL EMPLOYEE RETIREMNT & IN		.00	.00	.00	.00	.00	.00
TOTAL PARENT MENTOR GRANT FY2		.00	.00	.00	4,271.81	-4,271.81	.00
FUND/SCC-4999801 DIESEL MITIGATION FY21							
1ST SUBTOTAL-600 CAPITAL OUTLAY							
660 SCHOOL BUSES		50,000.00	.00	50,000.00	.00	.00	100.00
TOTAL CAPITAL OUTLAY		50,000.00	.00	50,000.00	.00	.00	100.00
TOTAL DIESEL MITIGATION FY21		50,000.00	.00	50,000.00	.00	.00	100.00
FUND/SCC-5079002 ESSER II FY23							
1ST SUBTOTAL-100 PERSONAL SERVICES							
112 TEMPORARY		.00	74,785.53	.00	74,785.53	-74,785.53	.00
TOTAL PERSONAL SERVICES		.00	74,785.53	.00	74,785.53	-74,785.53	.00
1ST SUBTOTAL-200 EMPLOYEE RETIREMNT & INS.							
211 STRS-EMPLOYER'S SHA		.00	10,469.98	.00	10,469.98	-10,469.98	.00
213 SOCIAL SECURITY		.00	1,084.40	.00	1,084.40	-1,084.40	.00
TOTAL EMPLOYEE RETIREMNT & IN		.00	11,554.38	.00	11,554.38	-11,554.38	.00
TOTAL ESSER II FY23		.00	86,339.91	.00	86,339.91	-86,339.91	.00
FUND/SCC-5079003 ARP ESSER FY23							
1ST SUBTOTAL-100 PERSONAL SERVICES							
111 REGULAR		.00	101,323.52	.00	414,107.95	-414,107.95	.00
112 TEMPORARY		.00	.00	.00	226,884.62	-226,884.62	.00
113 SUPPLEMENTAL		.00	4,758.92	.00	4,758.92	-4,758.92	.00
119 OTHER CERTIFIED SAL		.00	.00	.00	345.80	-345.80	.00
121 SICK LEAVE		.00	5,170.85	.00	11,067.25	-11,067.25	.00
122 PERSONAL LEAVE		.00	904.04	.00	904.04	-904.04	.00
143 SUPPLEMENTAL		.00	1,095.61	.00	1,095.61	-1,095.61	.00
TOTAL PERSONAL SERVICES		.00	113,252.94	.00	659,164.19	-659,164.19	.00
1ST SUBTOTAL-200 EMPLOYEE RETIREMNT & INS.							
211 STRS-EMPLOYER'S SHA		.00	15,699.01	.00	92,109.63	-92,109.63	.00
213 SOCIAL SECURITY		.00	1,577.29	.00	9,344.92	-9,344.92	.00
221 SERS-EMPLOYER'S SHA		.00	172.00	.00	172.00	-172.00	.00
223 SOCIAL SECURITY		.00	15.35	.00	15.35	-15.35	.00
241 MEDICAL/HOSPITALIZA		.00	14,626.64	.00	56,417.00	-56,417.00	.00
242 LIFE INSURANCE		.00	96.00	.00	384.00	-384.00	.00
243 DENTAL INSURANCE		.00	1,068.96	.00	4,275.84	-4,275.84	.00
249 CERTIFIED OTHER INS		.00	3,626.52	.00	13,987.80	-13,987.80	.00
TOTAL EMPLOYEE RETIREMNT & IN		.00	36,881.77	.00	176,706.54	-176,706.54	.00
1ST SUBTOTAL-400 PURCHASED SERVICES							

POWERSCHOOL
DATE: 02/07/2023
TIME: 14:30:37

SHAKER HEIGHTS CITY SCHOOLS
EXPENDITURE STATUS REPORT

PAGE NUMBER: 28
EXPSTA11

SELECTION CRITERIA: ALL
ACCOUNTING PERIOD: 7/23

SORTED BY: FUND/SCC,1ST SUBTOTAL,ACCOUNT
TOALED ON: FUND/SCC,1ST SUBTOTAL
PAGE BREAKS ON:

FUND/SCC-5079003 ARP ESSER FY23
1ST SUBTOTAL-400 ARP ESSER FY23

ACCOUNT	- - - - TITLE - - - -	BUDGET	PERIOD EXPENDITURES	ENCUMBRANCES OUTSTANDING	YEAR TO DATE EXP	AVAILABLE BALANCE	YTD/ BUD
419	OTHER PROF. & TECH.	.00	4,800.00	24,635.50	70,403.50	-95,039.00	.00
	TOTAL PURCHASED SERVICES	.00	4,800.00	24,635.50	70,403.50	-95,039.00	.00
1ST SUBTOTAL-500	SUPPLIES AND MATERIALS						
511	CLASSROOM SUPPLIES	.00	8,539.56	.00	8,539.56	-8,539.56	.00
519	OTHER GENERAL SUPPL	.00	269.60	.00	10,801.15	-10,801.15	.00
525	ELECTRON INSTRUC MA	.00	.00	6,618.61	.00	-6,618.61	.00
	TOTAL SUPPLIES AND MATERIALS	.00	8,809.16	6,618.61	19,340.71	-25,959.32	.00
	TOTAL ARP ESSER FY23	.00	163,743.87	31,254.11	925,614.94	-956,869.05	.00
FUND/SCC-5079022	ESSER II						
1ST SUBTOTAL-400	PURCHASED SERVICES						
419	OTHER PROF. & TECH.	37,944.00	.00	.00	37,944.00	.00	100.00
	TOTAL PURCHASED SERVICES	37,944.00	.00	.00	37,944.00	.00	100.00
1ST SUBTOTAL-500	SUPPLIES AND MATERIALS						
511	CLASSROOM SUPPLIES	.00	.00	.00	783.92	-783.92	.00
	TOTAL SUPPLIES AND MATERIALS	.00	.00	.00	783.92	-783.92	.00
	TOTAL ESSER II	37,944.00	.00	.00	38,727.92	-783.92	102.07
FUND/SCC-5079023	ARP ESSER						
1ST SUBTOTAL-100	PERSONAL SERVICES						
111	REGULAR	.00	.00	.00	235,624.43	-235,624.43	.00
112	TEMPORARY	.00	.00	.00	50,442.00	-50,442.00	.00
119	OTHER CERTIFIED SAL	.00	.00	.00	132,609.06	-132,609.06	.00
121	SICK LEAVE	.00	.00	.00	16,306.04	-16,306.04	.00
122	PERSONAL LEAVE	.00	.00	.00	6,278.75	-6,278.75	.00
125	PROFESSIONAL LEAVE	.00	.00	.00	2,676.65	-2,676.65	.00
149	OTHER NONCERTIFIED	.00	.00	.00	37,726.57	-37,726.57	.00
	TOTAL PERSONAL SERVICES	.00	.00	.00	481,663.50	-481,663.50	.00
1ST SUBTOTAL-200	EMPLOYEE RETIREMNT & INS.						
211	STRS-EMPLOYER'S SHA	.00	.00	.00	62,150.95	-62,150.95	.00
213	SOCIAL SECURITY	.00	.00	.00	6,282.87	-6,282.87	.00
221	SERS-EMPLOYER'S SHA	.00	.00	.00	5,717.45	-5,717.45	.00
223	SOCIAL SECURITY	.00	.00	.00	537.74	-537.74	.00
241	MEDICAL/HOSPITALIZA	.00	.00	.00	33,528.96	-33,528.96	.00
242	LIFE INSURANCE	.00	.00	.00	256.00	-256.00	.00
243	DENTAL INSURANCE	.00	.00	.00	2,596.86	-2,596.86	.00
249	CERTIFIED OTHER INS	.00	.00	.00	8,307.88	-8,307.88	.00
	TOTAL EMPLOYEE RETIREMNT & IN	.00	.00	.00	119,378.71	-119,378.71	.00
1ST SUBTOTAL-400	PURCHASED SERVICES						
419	OTHER PROF. & TECH.	.00	.00	.00	21,750.00	-21,750.00	.00

POWERSCHOOL
DATE: 02/07/2023
TIME: 14:30:37

SHAKER HEIGHTS CITY SCHOOLS
EXPENDITURE STATUS REPORT

PAGE NUMBER: 29
EXPSTA11

SELECTION CRITERIA: ALL
ACCOUNTING PERIOD: 7/23

SORTED BY: FUND/SCC,1ST SUBTOTAL,ACCOUNT
TOTALD ON: FUND/SCC,1ST SUBTOTAL
PAGE BREAKS ON:

FUND/SCC-5079023 ARP ESSER
1ST SUBTOTAL-400 ARP ESSER

ACCOUNT	TITLE	BUDGET	PERIOD EXPENDITURES	ENCUMBRANCES OUTSTANDING	YEAR TO DATE EXP	AVAILABLE BALANCE	YTD/ BUD
TOTAL PURCHASED SERVICES		.00	.00	.00	21,750.00	-21,750.00	.00
1ST SUBTOTAL-500 SUPPLIES AND MATERIALS							
519 OTHER GENERAL SUPPL		87,195.47	.00	.00	54,152.87	33,042.60	62.11
TOTAL SUPPLIES AND MATERIALS		87,195.47	.00	.00	54,152.87	33,042.60	62.11
TOTAL ARP ESSER		87,195.47	.00	.00	676,945.08	-589,749.61	776.35
FUND/SCC-5169216 IDEA B FY22							
1ST SUBTOTAL-100 PERSONAL SERVICES							
111 REGULAR		.00	.00	.00	14,299.82	-14,299.82	.00
121 SICK LEAVE		.00	.00	.00	310.40	-310.40	.00
141 REGULAR		.00	.00	.00	193,267.55	-193,267.55	.00
151 SICK LEAVE		.00	.00	.00	1,610.34	-1,610.34	.00
152 PERSONAL LEAVE		.00	.00	.00	999.68	-999.68	.00
155 PROFESSIONAL LEAVE		.00	.00	.00	155.20	-155.20	.00
TOTAL PERSONAL SERVICES		.00	.00	.00	210,642.99	-210,642.99	.00
1ST SUBTOTAL-200 EMPLOYEE RETIREMNT & INS.							
211 STRS-EMPLOYER'S SHA		.00	.00	.00	2,544.95	-2,544.95	.00
213 SOCIAL SECURITY		.00	.00	.00	308.56	-308.56	.00
221 SERS-EMPLOYER'S SHA		.00	.00	.00	30,845.67	-30,845.67	.00
223 SOCIAL SECURITY		.00	.00	.00	2,594.58	-2,594.58	.00
241 MEDICAL/HOSPITALIZA		.00	.00	.00	3,310.10	-3,310.10	.00
242 LIFE INSURANCE		.00	.00	.00	16.00	-16.00	.00
243 DENTAL INSURANCE		.00	.00	.00	241.95	-241.95	.00
249 CERTIFIED OTHER INS		.00	.00	.00	821.80	-821.80	.00
251 MEDICAL/HOSPITALIZA		.00	.00	.00	71,222.15	-71,222.15	.00
252 LIFE INSURANCE		.00	.00	.00	528.00	-528.00	.00
253 DENTAL INSURANCE		.00	.00	.00	5,512.85	-5,512.85	.00
259 NONCERTIFIED INS BE		.00	.00	.00	17,165.25	-17,165.25	.00
TOTAL EMPLOYEE RETIREMNT & IN		.00	.00	.00	135,111.86	-135,111.86	.00
1ST SUBTOTAL-400 PURCHASED SERVICES							
419 OTHER PROF. & TECH.		350.00	.00	.00	350.00	.00	100.00
TOTAL PURCHASED SERVICES		350.00	.00	.00	350.00	.00	100.00
TOTAL IDEA B FY22		350.00	.00	.00	346,104.85	-345,754.85	98887.10
FUND/SCC-5169316 IDEA B FY23							
1ST SUBTOTAL-100 PERSONAL SERVICES							
111 REGULAR		.00	8,326.24	.00	36,682.28	-36,682.28	.00
113 SUPPLEMENTAL		.00	.00	.00	1,729.83	-1,729.83	.00
121 SICK LEAVE		.00	582.29	.00	3,921.37	-3,921.37	.00
122 PERSONAL LEAVE		.00	.00	.00	582.30	-582.30	.00
141 REGULAR		.00	56,682.56	.00	250,692.36	-250,692.36	.00

POWERSCHOOL
DATE: 02/07/2023
TIME: 14:30:37

SHAKER HEIGHTS CITY SCHOOLS
EXPENDITURE STATUS REPORT

PAGE NUMBER: 30
EXPSTA11

SELECTION CRITERIA: ALL
ACCOUNTING PERIOD: 7/23

SORTED BY: FUND/SCC,1ST SUBTOTAL,ACCOUNT
TOTALLED ON: FUND/SCC,1ST SUBTOTAL
PAGE BREAKS ON:

FUND/SCC-5169316 IDEA B FY23
1ST SUBTOTAL-100 IDEA B FY23

ACCOUNT	- - - - - TITLE - - - - -	BUDGET	PERIOD EXPENDITURES	ENCUMBRANCES OUTSTANDING	YEAR TO DATE EXP	AVAILABLE BALANCE	YTD/ BUD
144	OVERTIME	.00	54.54	.00	54.54	-54.54	.00
151	SICK LEAVE	.00	7,286.90	.00	22,411.70	-22,411.70	.00
152	PERSONAL LEAVE	.00	963.04	.00	3,650.64	-3,650.64	.00
155	PROFESSIONAL LEAVE	.00	.00	.00	988.64	-988.64	.00
157	JURY DUTY	.00	.00	.00	336.64	-336.64	.00
	TOTAL PERSONAL SERVICES	.00	73,895.57	.00	321,050.30	-321,050.30	.00
1ST SUBTOTAL-200	EMPLOYEE RETIREMNT & INS.						
211	STRS-EMPLOYER'S SHA	.00	1,247.19	.00	5,870.13	-5,870.13	.00
213	SOCIAL SECURITY	.00	125.21	.00	591.35	-591.35	.00
221	SERS-EMPLOYER'S SHA	.00	10,215.80	.00	43,838.47	-43,838.47	.00
223	SOCIAL SECURITY	.00	881.40	.00	3,801.27	-3,801.27	.00
241	MEDICAL/HOSPITALIZA	.00	1,390.24	.00	6,024.38	-6,024.38	.00
242	LIFE INSURANCE	.00	6.40	.00	28.80	-28.80	.00
243	DENTAL INSURANCE	.00	96.78	.00	435.51	-435.51	.00
249	CERTIFIED OTHER INS	.00	345.16	.00	1,495.68	-1,495.68	.00
251	MEDICAL/HOSPITALIZA	.00	22,023.63	.00	90,078.47	-90,078.47	.00
252	LIFE INSURANCE	.00	171.52	.00	702.08	-702.08	.00
253	DENTAL INSURANCE	.00	1,413.26	.00	6,163.91	-6,163.91	.00
259	NONCERTIFIED INS BE	.00	5,355.63	.00	21,497.35	-21,497.35	.00
	TOTAL EMPLOYEE RETIREMNT & IN	.00	43,272.22	.00	180,527.40	-180,527.40	.00
1ST SUBTOTAL-400	PURCHASED SERVICES						
419	OTHER PROF. & TECH.	.00	562.50	2,693.75	7,306.25	-10,000.00	.00
	TOTAL PURCHASED SERVICES	.00	562.50	2,693.75	7,306.25	-10,000.00	.00
	TOTAL IDEA B FY23	.00	117,730.29	2,693.75	508,883.95	-511,577.70	.00
FUND/SCC-5519251	TITLE III LEP FY22						
1ST SUBTOTAL-100	PERSONAL SERVICES						
111	REGULAR	.00	.00	.00	2,028.06	-2,028.06	.00
121	SICK LEAVE	.00	.00	.00	456.19	-456.19	.00
	TOTAL PERSONAL SERVICES	.00	.00	.00	2,484.25	-2,484.25	.00
	TOTAL TITLE III LEP FY22	.00	.00	.00	2,484.25	-2,484.25	.00
FUND/SCC-5519351	TITLE III LEP FY23						
1ST SUBTOTAL-100	PERSONAL SERVICES						
111	REGULAR	.00	346.90	.00	1,317.16	-1,317.16	.00
121	SICK LEAVE	.00	487.72	.00	1,463.17	-1,463.17	.00
122	PERSONAL LEAVE	.00	.00	.00	487.73	-487.73	.00
125	PROFESSIONAL LEAVE	.00	.00	.00	487.73	-487.73	.00
	TOTAL PERSONAL SERVICES	.00	834.62	.00	3,755.79	-3,755.79	.00
	TOTAL TITLE III LEP FY23	.00	834.62	.00	3,755.79	-3,755.79	.00

POWERSCHOOL
DATE: 02/07/2023
TIME: 14:30:37

SHAKER HEIGHTS CITY SCHOOLS
EXPENDITURE STATUS REPORT

PAGE NUMBER: 31
EXPSTA11

SELECTION CRITERIA: ALL
ACCOUNTING PERIOD: 7/23

SORTED BY: FUND/SCC,1ST SUBTOTAL,ACCOUNT
TOTALLED ON: FUND/SCC,1ST SUBTOTAL
PAGE BREAKS ON:

FUND/SCC-5729272 TITLE I FY22
1ST SUBTOTAL-100 TITLE I FY22

ACCOUNT	- - - - TITLE - - - -	BUDGET	PERIOD EXPENDITURES	ENCUMBRANCES OUTSTANDING	YEAR TO DATE EXP	AVAILABLE BALANCE	YTD/ BUD
FUND/SCC-5729272 TITLE I FY22							
1ST SUBTOTAL-100 PERSONAL SERVICES							
111	REGULAR	.00	.00	.00	26,825.37	-26,825.37	.00
121	SICK LEAVE	.00	.00	.00	678.50	-678.50	.00
122	PERSONAL LEAVE	.00	.00	.00	2,252.02	-2,252.02	.00
141	REGULAR	.00	.00	.00	6,692.52	-6,692.52	.00
	TOTAL PERSONAL SERVICES	.00	.00	.00	36,448.41	-36,448.41	.00
1ST SUBTOTAL-200 EMPLOYEE RETIREMNT & INS.							
213	SOCIAL SECURITY	.00	.00	.00	-92.04	92.04	.00
223	SOCIAL SECURITY	.00	.00	.00	92.04	-92.04	.00
	TOTAL EMPLOYEE RETIREMNT & IN	.00	.00	.00	.00	.00	.00
	TOTAL TITLE I FY22	.00	.00	.00	36,448.41	-36,448.41	.00
FUND/SCC-5729322 EOEC FY 22							
1ST SUBTOTAL-100 PERSONAL SERVICES							
111	REGULAR	.00	.00	.00	4,200.76	-4,200.76	.00
122	PERSONAL LEAVE	.00	.00	.00	386.89	-386.89	.00
	TOTAL PERSONAL SERVICES	.00	.00	.00	4,587.65	-4,587.65	.00
1ST SUBTOTAL-200 EMPLOYEE RETIREMNT & INS.							
211	STRS-EMPLOYER'S SHA	.00	.00	.00	642.30	-642.30	.00
213	SOCIAL SECURITY	.00	.00	.00	65.45	-65.45	.00
241	MEDICAL/HOSPITALIZA	.00	.00	.00	377.60	-377.60	.00
242	LIFE INSURANCE	.00	.00	.00	4.80	-4.80	.00
243	DENTAL INSURANCE	.00	.00	.00	25.30	-25.30	.00
249	CERTIFIED OTHER INS	.00	.00	.00	92.85	-92.85	.00
	TOTAL EMPLOYEE RETIREMNT & IN	.00	.00	.00	1,208.30	-1,208.30	.00
	TOTAL EOEC FY 22	.00	.00	.00	5,795.95	-5,795.95	.00
FUND/SCC-5729372 TITLE I FY23							
1ST SUBTOTAL-100 PERSONAL SERVICES							
111	REGULAR	.00	79,817.12	.00	359,655.12	-359,655.12	.00
121	SICK LEAVE	.00	4,889.23	.00	24,201.48	-24,201.48	.00
122	PERSONAL LEAVE	.00	1,528.05	.00	5,002.00	-5,002.00	.00
125	PROFESSIONAL LEAVE	.00	1,772.05	.00	3,605.52	-3,605.52	.00
141	REGULAR	.00	3,512.82	.00	15,807.69	-15,807.69	.00
	TOTAL PERSONAL SERVICES	.00	91,519.27	.00	408,271.81	-408,271.81	.00
1ST SUBTOTAL-200 EMPLOYEE RETIREMNT & INS.							
211	STRS-EMPLOYER'S SHA	.00	12,320.90	.00	54,898.26	-54,898.26	.00
213	SOCIAL SECURITY	.00	1,226.74	.00	5,474.74	-5,474.74	.00
221	SERS-EMPLOYER'S SHA	.00	551.52	.00	2,465.04	-2,465.04	.00
223	SOCIAL SECURITY	.00	49.77	.00	221.69	-221.69	.00

POWERSCHOOL
DATE: 02/07/2023
TIME: 14:30:37

SHAKER HEIGHTS CITY SCHOOLS
EXPENDITURE STATUS REPORT

PAGE NUMBER: 32
EXPSTA11

SELECTION CRITERIA: ALL
ACCOUNTING PERIOD: 7/23

SORTED BY: FUND/SCC,1ST SUBTOTAL,ACCOUNT
TOTALLED ON: FUND/SCC,1ST SUBTOTAL
PAGE BREAKS ON:

FUND/SCC-5729372 TITLE I FY23
1ST SUBTOTAL-200 TITLE I FY23

ACCOUNT	- - - - TITLE - - - - -	BUDGET	PERIOD EXPENDITURES	ENCUMBRANCES OUTSTANDING	YEAR TO DATE EXP	AVAILABLE BALANCE	YTD/ BUD
241	MEDICAL/HOSPITALIZA	.00	15,821.26	.00	68,558.84	-68,558.84	.00
242	LIFE INSURANCE	.00	83.30	.00	374.85	-374.85	.00
243	DENTAL INSURANCE	.00	1,098.30	.00	4,942.35	-4,942.35	.00
249	CERTIFIED OTHER INS	.00	3,762.42	.00	15,700.99	-15,700.99	.00
251	MEDICAL/HOSPITALIZA	.00	528.62	.00	2,290.66	-2,290.66	.00
252	LIFE INSURANCE	.00	6.40	.00	28.80	-28.80	.00
253	DENTAL INSURANCE	.00	33.72	.00	151.74	-151.74	.00
259	NONCERTIFIED INS BE	.00	130.02	.00	563.39	-563.39	.00
	TOTAL EMPLOYEE RETIREMNT & IN	.00	35,612.97	.00	155,671.35	-155,671.35	.00
	TOTAL TITLE I FY23	.00	127,132.24	.00	563,943.16	-563,943.16	.00
FUND/SCC-5849022 TITLE IV FY22							
1ST SUBTOTAL-600 CAPITAL OUTLAY							
644	TECHNICAL EQUIPMENT	.00	.00	.00	-6,743.18	6,743.18	.00
	TOTAL CAPITAL OUTLAY	.00	.00	.00	-6,743.18	6,743.18	.00
	TOTAL TITLE IV FY22	.00	.00	.00	-6,743.18	6,743.18	.00
FUND/SCC-5849023 TITLE IV FY23							
1ST SUBTOTAL-400 PURCHASED SERVICES							
419	OTHER PROF. & TECH.	.00	.00	597.50	10,815.00	-11,412.50	.00
	TOTAL PURCHASED SERVICES	.00	.00	597.50	10,815.00	-11,412.50	.00
	TOTAL TITLE IV FY23	.00	.00	597.50	10,815.00	-11,412.50	.00
FUND/SCC-5879287 PRE-K SPEC ED GRANT FY22							
1ST SUBTOTAL-100 PERSONAL SERVICES							
141	REGULAR	.00	.00	.00	2,367.35	-2,367.35	.00
	TOTAL PERSONAL SERVICES	.00	.00	.00	2,367.35	-2,367.35	.00
1ST SUBTOTAL-200 EMPLOYEE RETIREMNT & INS.							
213	SOCIAL SECURITY	.00	.00	.00	-12.51	12.51	.00
223	SOCIAL SECURITY	.00	.00	.00	12.51	-12.51	.00
	TOTAL EMPLOYEE RETIREMNT & IN	.00	.00	.00	.00	.00	.00
	TOTAL PRE-K SPEC ED GRANT FY2	.00	.00	.00	2,367.35	-2,367.35	.00
FUND/SCC-5879387 PRE-K SPEC ED GRANT FY23							
1ST SUBTOTAL-100 PERSONAL SERVICES							
141	REGULAR	.00	770.96	.00	3,259.82	-3,259.82	.00
144	OVERTIME	.00	16.76	.00	16.76	-16.76	.00
151	SICK LEAVE	.00	167.60	.00	1,257.00	-1,257.00	.00
155	PROFESSIONAL LEAVE	.00	83.80	.00	83.80	-83.80	.00
	TOTAL PERSONAL SERVICES	.00	1,039.12	.00	4,617.38	-4,617.38	.00

POWERSCHOOL
DATE: 02/07/2023
TIME: 14:30:37

SHAKER HEIGHTS CITY SCHOOLS
EXPENDITURE STATUS REPORT

PAGE NUMBER: 33
EXPSTA11

SELECTION CRITERIA: ALL
ACCOUNTING PERIOD: 7/23

SORTED BY: FUND/SCC,1ST SUBTOTAL,ACCOUNT
TOIALED ON: FUND/SCC,1ST SUBTOTAL
PAGE BREAKS ON:

FUND/SCC-5879387 PRE-K SPEC ED GRANT FY23
1ST SUBTOTAL-200 PRE-K SPEC ED GRANT FY23

ACCOUNT	TITLE	BUDGET	PERIOD EXPENDITURES	ENCUMBRANCES OUTSTANDING	YEAR TO DATE EXP	AVAILABLE BALANCE	YTD/ BUD
1ST SUBTOTAL-200	EMPLOYEE RETIREMNT & INS.						
221	SERS-EMPLOYER'S SHA	.00	163.15	.00	724.97	-724.97	.00
223	SOCIAL SECURITY	.00	13.77	.00	61.30	-61.30	.00
251	MEDICAL/HOSPITALIZA	.00	562.49	.00	2,437.44	-2,437.44	.00
252	LIFE INSURANCE	.00	2.56	.00	11.52	-11.52	.00
253	DENTAL INSURANCE	.00	39.16	.00	176.22	-176.22	.00
259	NONCERTIFIED INS BE	.00	139.65	.00	605.15	-605.15	.00
	TOTAL EMPLOYEE RETIREMNT & IN	.00	920.78	.00	4,016.60	-4,016.60	.00
	TOTAL PRE-K SPEC ED GRANT FY2	.00	1,959.90	.00	8,633.98	-8,633.98	.00
FUND/SCC-5909290	TITLE II FY22						
1ST SUBTOTAL-100	PERSONAL SERVICES						
111	REGULAR	.00	.00	.00	29,141.32	-29,141.32	.00
121	SICK LEAVE	.00	.00	.00	3,326.27	-3,326.27	.00
122	PERSONAL LEAVE	.00	.00	.00	704.50	-704.50	.00
	TOTAL PERSONAL SERVICES	.00	.00	.00	33,172.09	-33,172.09	.00
1ST SUBTOTAL-400	PURCHASED SERVICES						
432	CERTIFIED MEETING E	1,197.00	.00	.00	1,006.02	190.98	84.05
	TOTAL PURCHASED SERVICES	1,197.00	.00	.00	1,006.02	190.98	84.05
	TOTAL TITLE II FY22	1,197.00	.00	.00	34,178.11	-32,981.11	2855.31
FUND/SCC-5909390	TITLE II FY23						
1ST SUBTOTAL-100	PERSONAL SERVICES						
111	REGULAR	.00	12,008.94	.00	47,856.27	-47,856.27	.00
121	SICK LEAVE	.00	446.08	.00	7,248.81	-7,248.81	.00
122	PERSONAL LEAVE	.00	.00	.00	892.16	-892.16	.00
125	PROFESSIONAL LEAVE	.00	1,338.24	.00	2,230.40	-2,230.40	.00
	TOTAL PERSONAL SERVICES	.00	13,793.26	.00	58,227.64	-58,227.64	.00
1ST SUBTOTAL-200	EMPLOYEE RETIREMNT & INS.						
211	STRS-EMPLOYER'S SHA	.00	1,931.05	.00	8,151.87	-8,151.87	.00
213	SOCIAL SECURITY	.00	187.69	.00	772.60	-772.60	.00
241	MEDICAL/HOSPITALIZA	.00	1,918.86	.00	7,653.02	-7,653.02	.00
242	LIFE INSURANCE	.00	12.80	.00	54.40	-54.40	.00
243	DENTAL INSURANCE	.00	130.50	.00	538.86	-538.86	.00
249	CERTIFIED OTHER INS	.00	475.18	.00	1,894.71	-1,894.71	.00
	TOTAL EMPLOYEE RETIREMNT & IN	.00	4,656.08	.00	19,065.46	-19,065.46	.00
1ST SUBTOTAL-400	PURCHASED SERVICES						
432	CERTIFIED MEETING E	.00	1,400.00	200.00	2,000.00	-2,200.00	.00
	TOTAL PURCHASED SERVICES	.00	1,400.00	200.00	2,000.00	-2,200.00	.00
	TOTAL TITLE II FY23	.00	19,849.34	200.00	79,293.10	-79,493.10	.00

SELECTION CRITERIA: ALL
ACCOUNTING PERIOD: 7/23

SORTED BY: FUND/SCC,1ST SUBTOTAL,ACCOUNT
TOTALLED ON: FUND/SCC,1ST SUBTOTAL
PAGE BREAKS ON:

FUND/SCC-5909390 TITLE II FY23
1ST SUBTOTAL-400 TITLE II FY23

ACCOUNT	- - - - - TITLE - - - - -	BUDGET	PERIOD EXPENDITURES	ENCUMBRANCES OUTSTANDING	YEAR TO DATE EXP	AVAILABLE BALANCE	YTD/ BUD
TOTAL REPORT		108,905,959.22	11,333,114.21	14,902,414.96	78,184,031.91	15,819,512.35	85.47

9. SUMMARY CHECK REGISTER – ALL CHECKS

POWERSCHOOL
DATE: 02/07/2023
TIME: 14:40:24

SHAKER HEIGHTS CITY SCHOOLS
CHECK REGISTER INCLUDING SYSTEM VOIDS

PAGE NUMBER: 1
ACCTPA21
ACCOUNTING PERIOD: 7/23

SELECTION CRITERIA: chkstat.rundate between '20230101' and '20230131'

DISTRIBUTION FUND: 0010000

CHECK NUMBER	ISSUE DATE	VENDOR	STATUS	TOTAL	DESCRIPTION
168778	01/17/2023	NICCOLE YOUNG	R	1073.65	ACCOUNTS PAYABLE CHECK
168779	01/20/2023	ALLIED 100 LLC	R	164.00	ACCOUNTS PAYABLE CHECK
168780	01/20/2023	EDDIE J. HARRIS	R	510.00	ACCOUNTS PAYABLE CHECK
168781	01/20/2023	MOLLY HUANG	R	194.00	ACCOUNTS PAYABLE CHECK
168782	01/20/2023	ILLUMINATING CO.	R	39735.51	ACCOUNTS PAYABLE CHECK
168783	01/20/2023	MCKEON EDUCATION GROUP	R	5475.00	ACCOUNTS PAYABLE CHECK
168784	01/20/2023	RASHUN WILSON	R	57.00	ACCOUNTS PAYABLE CHECK
168785	01/20/2023	TAAHIRAH LEVERT	R	188.25	ACCOUNTS PAYABLE CHECK
168786	01/20/2023	TRUSTEES OF BOSTON COLLEGE	R	1400.00	ACCOUNTS PAYABLE CHECK
* 168788	01/20/2023	1ST CHOICE PAINTING & REPAIRS INC	R	1060.00	ACCOUNTS PAYABLE CHECK
168789	01/20/2023	ACADEMY MUSIC	R	1258.50	ACCOUNTS PAYABLE CHECK
168790	01/20/2023	ACCO BRANDS USA LLC	R	535.98	ACCOUNTS PAYABLE CHECK
168791	01/20/2023	AKE LABORATORY INC.	R	446.33	ACCOUNTS PAYABLE CHECK
168792	01/20/2023	ALCO-CHEM INC	R	840.00	ACCOUNTS PAYABLE CHECK
168793	01/20/2023	ALLIED EQUIPMENT COMPANY	R	1526.49	ACCOUNTS PAYABLE CHECK
168794	01/20/2023	AMAZON.COM	R	2504.86	ACCOUNTS PAYABLE CHECK
168795	01/20/2023	AMBER ROSE ROGERS	R	2000.00	ACCOUNTS PAYABLE CHECK
168796	01/20/2023	ARAMSCO INC	R	8293.98	ACCOUNTS PAYABLE CHECK
168797	01/20/2023	ATHLETIC LAUNDRY CO.	R	1255.16	ACCOUNTS PAYABLE CHECK
168798	01/20/2023	BAKER VEHICLE SYSTEM	R	31858.00	ACCOUNTS PAYABLE CHECK
168799	01/20/2023	BLICK ART MATERIALS	R	42.97	ACCOUNTS PAYABLE CHECK
168800	01/20/2023	BREAKOUT EDU	R	586.00	ACCOUNTS PAYABLE CHECK
168801	01/20/2023	BSN SPORTS-CORPORATE OFFICE	R	1869.00	ACCOUNTS PAYABLE CHECK
168802	01/20/2023	BUCKEYE POWER SALES CO INC	R	425.50	ACCOUNTS PAYABLE CHECK
168803	01/20/2023	BURGER'S ACE HARDWARE	R	1249.89	ACCOUNTS PAYABLE CHECK
168804	01/20/2023	CAPP INDUSTRIES	R	1609.00	ACCOUNTS PAYABLE CHECK
168805	01/20/2023	CARDINAL BUS SALES & SERVICE INC	R	695.22	ACCOUNTS PAYABLE CHECK
168806	01/20/2023	CCT FINANCIAL / US BANK	R	245.00	ACCOUNTS PAYABLE CHECK
168807	01/20/2023	CENTURY EQUIPMENT INC	R	18400.80	ACCOUNTS PAYABLE CHECK
168808	01/20/2023	CERNI MOTORS	R	3385.28	ACCOUNTS PAYABLE CHECK
168809	01/20/2023	CINTAS	R	694.30	ACCOUNTS PAYABLE CHECK
168810	01/20/2023	CLEVELAND KEY AND SECURITY	R	1510.00	ACCOUNTS PAYABLE CHECK
168811	01/20/2023	CLEVELAND VICON CO INC	R	3338.00	ACCOUNTS PAYABLE CHECK
168812	01/20/2023	CLEVELAND VIOLINS	R	540.00	ACCOUNTS PAYABLE CHECK
168813	01/20/2023	COMFORT SYSTEMS USA (OHIO) INC	R	1076.00	ACCOUNTS PAYABLE CHECK
168814	01/20/2023	CONNECT	R	42116.58	ACCOUNTS PAYABLE CHECK
168815	01/20/2023	CONTINENTAL FIRE & SECURITY	R	1798.40	ACCOUNTS PAYABLE CHECK
168816	01/20/2023	COPY KING	R	1347.00	ACCOUNTS PAYABLE CHECK
168817	01/20/2023	COURTNEY CLARK	R	2000.00	ACCOUNTS PAYABLE CHECK
168818	01/20/2023	CUMMINS INC	R	959.54	ACCOUNTS PAYABLE CHECK
168819	01/20/2023	NICHOLS PAPER & SUPPLY CO.	R	9906.98	ACCOUNTS PAYABLE CHECK
168820	01/20/2023	KK ALLIANCE CORPORATION	R	214.00	ACCOUNTS PAYABLE CHECK
168821	01/20/2023	DENISE A. SNOWDEN CONSULTING LLC	R	10550.00	ACCOUNTS PAYABLE CHECK
168822	01/20/2023	DEX IMAGING LLC	R	196.00	ACCOUNTS PAYABLE CHECK
168823	01/20/2023	EDUCATION ALTERNATIVES	R	7336.00	ACCOUNTS PAYABLE CHECK
168824	01/20/2023	EDUCATIONAL SERVICE CENTER OF NE OH	R	50428.61	ACCOUNTS PAYABLE CHECK
168825	01/20/2023	EFMLA	R	195.00	ACCOUNTS PAYABLE CHECK
168826	01/20/2023	ELECTRICAL APPLIANCE & REPAIR	R	145.00	ACCOUNTS PAYABLE CHECK
168827	01/20/2023	O.P. AQUATICS	R	1237.85	ACCOUNTS PAYABLE CHECK
168828	01/20/2023	EVERSTREAM HOLDING CO. LLC	R	1765.33	ACCOUNTS PAYABLE CHECK
168829	01/20/2023	FEDERAL EXPRESS CORP	R	7.36	ACCOUNTS PAYABLE CHECK
168830	01/20/2023	FIELD HOUSE	R	852.75	ACCOUNTS PAYABLE CHECK

POWERSCHOOL
DATE: 02/07/2023
TIME: 14:40:24

SHAKER HEIGHTS CITY SCHOOLS
CHECK REGISTER INCLUDING SYSTEM VOIDS

PAGE NUMBER: 2
ACCTPA21
ACCOUNTING PERIOD: 7/23

SELECTION CRITERIA: chkstat.rundate between '20230101' and '20230131'

168831	01/20/2023	FLINN SCIENTIFIC INC.	R	152.66	ACCOUNTS PAYABLE CHECK
168832	01/20/2023	FOLLETT LIBRARY RESOURCES	R	2101.62	ACCOUNTS PAYABLE CHECK
168833	01/20/2023	FOOTE PRINTING	R	515.00	ACCOUNTS PAYABLE CHECK
168834	01/20/2023	FOX CONSULTING INC	R	2380.00	ACCOUNTS PAYABLE CHECK
168835	01/20/2023	FUZION SPORTS LLC	R	85.00	ACCOUNTS PAYABLE CHECK
168836	01/20/2023	GARDINER SERVICE COMPANY	R	10457.00	ACCOUNTS PAYABLE CHECK
168837	01/20/2023	GARLAND/DBS INC.	R	20887.00	ACCOUNTS PAYABLE CHECK
168838	01/20/2023	GENE PTACEK & SON FIRE EQUIPMENT CO	R	930.05	ACCOUNTS PAYABLE CHECK
168839	01/20/2023	GRAINGER	R	938.73	ACCOUNTS PAYABLE CHECK
168840	01/20/2023	HOME DEPOT PRO INSTITUTIONAL	R	14217.22	ACCOUNTS PAYABLE CHECK
168841	01/20/2023	INDEPENDENCE BUSINESS SUPPLY	R	1275.63	ACCOUNTS PAYABLE CHECK
168842	01/20/2023	INDEPENDENT TREE LLC	R	11305.00	ACCOUNTS PAYABLE CHECK
168843	01/20/2023	I PRINT TECHNOLOGIES	R	84.00	ACCOUNTS PAYABLE CHECK
168844	01/20/2023	J.W. PEPPER & SON INC.	R	128.99	ACCOUNTS PAYABLE CHECK
168845	01/20/2023	JAMES G. ZUPKA CPA INC.	R	13573.00	ACCOUNTS PAYABLE CHECK
168846	01/20/2023	JC EHRLICH	R	991.84	ACCOUNTS PAYABLE CHECK
168847	01/20/2023	JOHNSON CONTROLS LLC	R	2127.14	ACCOUNTS PAYABLE CHECK
168848	01/20/2023	JOSHEN PAPER OF CLEVELAND	R	1686.95	ACCOUNTS PAYABLE CHECK
168849	01/20/2023	JOSTENS	R	1398.44	ACCOUNTS PAYABLE CHECK
168850	01/20/2023	K12 SCHOOL CONSULTANTS LLC	R	161.20	ACCOUNTS PAYABLE CHECK
168851	01/20/2023	KEELER & ASSOCIATES	R	848.00	ACCOUNTS PAYABLE CHECK
168852	01/20/2023	KIDSLINK SCHOOL LLC	R	7166.67	ACCOUNTS PAYABLE CHECK
168853	01/20/2023	LAKEWOOD CITY SCHOOLS	R	825.00	ACCOUNTS PAYABLE CHECK
168854	01/20/2023	LOWE'S COMPANIES INC	R	99.37	ACCOUNTS PAYABLE CHECK
168855	01/20/2023	LUTRON ELECTRONICS	R	1121.00	ACCOUNTS PAYABLE CHECK
168856	01/20/2023	MARGARET BERNSTEIN	R	1125.00	ACCOUNTS PAYABLE CHECK
168857	01/20/2023	MARY ANTON-OLDENBURG	R	4800.00	ACCOUNTS PAYABLE CHECK
168858	01/20/2023	MBA/ MARCIA BRENNER ASSOCIATES LLC	R	16820.00	ACCOUNTS PAYABLE CHECK
168859	01/20/2023	MEDINA COUNTY SCHOOLS' ESC	R	170.00	ACCOUNTS PAYABLE CHECK
168860	01/20/2023	MIDLAND HARDWARE	R	987.60	ACCOUNTS PAYABLE CHECK
168861	01/20/2023	NAPA AUTO PARTS	R	1256.23	ACCOUNTS PAYABLE CHECK
168862	01/20/2023	NASCO	R	21.23	ACCOUNTS PAYABLE CHECK
168863	01/20/2023	NEPTUNE PLUMBING & HEATING CO.	R	8383.20	ACCOUNTS PAYABLE CHECK
168864	01/20/2023	NEWPORT CHEMICAL & EQUIPMENT	R	651.61	ACCOUNTS PAYABLE CHECK
168865	01/20/2023	OH BUR OF CRIM ID INVESTIGATION	R	3710.75	ACCOUNTS PAYABLE CHECK
168866	01/20/2023	OHIO DEPT OF JOB & FAMILY	R	3740.24	ACCOUNTS PAYABLE CHECK
168867	01/20/2023	OHIO DESK	R	52523.22	ACCOUNTS PAYABLE CHECK
168868	01/20/2023	OHIO HIGH SCHOOL ATHLETIC ASSOC.	R	1200.00	ACCOUNTS PAYABLE CHECK
168869	01/20/2023	OHIO SCHOOL BOARDS ASSOCIATION	R	14726.00	ACCOUNTS PAYABLE CHECK
168870	01/20/2023	OMEA	R	300.00	ACCOUNTS PAYABLE CHECK
168871	01/20/2023	O'REILLY AUTO ENTERPRISES LLC	R	33.15	ACCOUNTS PAYABLE CHECK
168872	01/20/2023	PRECISION COMPACTION SERVICES LLC	R	2332.92	ACCOUNTS PAYABLE CHECK
168873	01/20/2023	RACHEL WIXEY & ASSOCIATES	R	5293.48	ACCOUNTS PAYABLE CHECK
168874	01/20/2023	RCR SERVICES INC.	R	6441.19	ACCOUNTS PAYABLE CHECK
168875	01/20/2023	RETTIG MUSIC	R	1225.29	ACCOUNTS PAYABLE CHECK
168876	01/20/2023	RUBE ADLER SPORTS	R	2560.00	ACCOUNTS PAYABLE CHECK
168877	01/20/2023	SCHOOL HEALTH CORPORATION	R	277.76	ACCOUNTS PAYABLE CHECK
168878	01/20/2023	SCHOOLPRIDE	R	55.00	ACCOUNTS PAYABLE CHECK
168879	01/20/2023	SHRED-IT USA	R	481.14	ACCOUNTS PAYABLE CHECK
168880	01/20/2023	SOPHISTICATED SYSTEMS INC.	R	532.00	ACCOUNTS PAYABLE CHECK
168881	01/20/2023	SOUTHWEST STRINGS	R	210.65	ACCOUNTS PAYABLE CHECK
168882	01/20/2023	SQUIRE PATTON BOGGS LLP	R	2460.00	ACCOUNTS PAYABLE CHECK
168883	01/20/2023	STRENGTH DEPOT	R	200.00	ACCOUNTS PAYABLE CHECK
168884	01/20/2023	SUBURBAN AREA PAINTING INC	R	2850.00	ACCOUNTS PAYABLE CHECK
168885	01/20/2023	SUMMIT COUNTY EDUCATIONAL SVC CTR	R	810.00	ACCOUNTS PAYABLE CHECK
168886	01/20/2023	TEXTBOOK WAREHOUSE LLC	R	158.10	ACCOUNTS PAYABLE CHECK

POWERSCHOOL
DATE: 02/07/2023
TIME: 14:40:24

SHAKER HEIGHTS CITY SCHOOLS
CHECK REGISTER INCLUDING SYSTEM VOIDS

PAGE NUMBER: 3
ACCTPA21
ACCOUNTING PERIOD: 7/23

SELECTION CRITERIA: chkstat.rundate between '20230101' and '20230131'

168887	01/20/2023	THE LIBRARY STORE INC	R	78.98	ACCOUNTS PAYABLE CHECK
168888	01/20/2023	THERMO-TEC INSULATION INC	R	3400.00	ACCOUNTS PAYABLE CHECK
168889	01/20/2023	TIME FOR KIDS	R	2032.80	ACCOUNTS PAYABLE CHECK
168890	01/20/2023	TOTAL LINE REFRIGERATION	R	2861.52	ACCOUNTS PAYABLE CHECK
168891	01/20/2023	TRANSPORTATION ACCESSORIES	R	1127.00	ACCOUNTS PAYABLE CHECK
168892	01/20/2023	BRUCE TREADWAY	R	155.00	ACCOUNTS PAYABLE CHECK
168893	01/20/2023	TURFSCAPE INC	R	2183.60	ACCOUNTS PAYABLE CHECK
168894	01/20/2023	UH OCCUPATIONAL HEALTH	R	306.00	ACCOUNTS PAYABLE CHECK
168895	01/20/2023	UNITED RENTALS INC. NORTH AMERICA	R	4324.32	ACCOUNTS PAYABLE CHECK
168896	01/20/2023	WAKE UP CALL MEDIA	R	250.00	ACCOUNTS PAYABLE CHECK
168897	01/20/2023	WEST HEALTH ADVOCATE SOLUTIONS INC	R	965.25	ACCOUNTS PAYABLE CHECK
168898	01/20/2023	WOODHILL SUPPLY	R	319.76	ACCOUNTS PAYABLE CHECK
168899	01/23/2023	ILLUMINATING CO.	R	3045.99	ACCOUNTS PAYABLE CHECK
168900	01/24/2023	AIG RETIREMENT	R	22927.13	ACCOUNTS PAYABLE CHECK
168901	01/25/2023	DEARBORN LIFE INSURANCE COMPANY	R	10298.76	ACCOUNTS PAYABLE CHECK
168902	01/25/2023	LEGAL SHIELD	R	1418.75	ACCOUNTS PAYABLE CHECK
168903	01/25/2023	ABARTA COCA-COLA BEVERAGES LLC	R	800.00	ACCOUNTS PAYABLE CHECK
168904	01/25/2023	ACADEMY MUSIC	R	955.00	ACCOUNTS PAYABLE CHECK
168905	01/25/2023	AMAZON.COM	R	89.66	ACCOUNTS PAYABLE CHECK
168906	01/25/2023	AT&T	R	2.70	ACCOUNTS PAYABLE CHECK
168907	01/25/2023	BAILEY COMMUNICATIONS INC	R	1800.00	ACCOUNTS PAYABLE CHECK
168908	01/25/2023	BOSTON MILLS/BRANDYWINE	R	2640.00	ACCOUNTS PAYABLE CHECK
168909	01/25/2023	BURGER'S ACE HARDWARE	R	74.94	ACCOUNTS PAYABLE CHECK
168910	01/25/2023	CABLE COMMUNICATIONS INC	R	223.77	ACCOUNTS PAYABLE CHECK
168911	01/25/2023	CLEVELAND HEARING AND SPEECH CENTER	R	6662.50	ACCOUNTS PAYABLE CHECK
168912	01/25/2023	CUYAHOGA COUNTY BOARD OF HEALTH	R	1424.00	ACCOUNTS PAYABLE CHECK
168913	01/25/2023	ACCO BRANDS USA LLC	R	200.24	ACCOUNTS PAYABLE CHECK
168914	01/25/2023	GOODYEAR COMMERCIAL TIRE & SER	R	4793.45	ACCOUNTS PAYABLE CHECK
168915	01/25/2023	EDUCATIONAL SERVICE CENTER OF NE OH	R	20040.23	ACCOUNTS PAYABLE CHECK
168916	01/25/2023	ERIC BENSON PHOTOGRAPHY	R	1000.00	ACCOUNTS PAYABLE CHECK
168917	01/25/2023	GILMOUR ACADEMY HOCKEY	R	1250.00	ACCOUNTS PAYABLE CHECK
168918	01/25/2023	H-I TRANSLATING & INTERPRETING	R	466.87	ACCOUNTS PAYABLE CHECK
168919	01/25/2023	IMAGE WEAR INC	R	1525.48	ACCOUNTS PAYABLE CHECK
168920	01/25/2023	INDEPENDENCE BUSINESS SUPPLY	R	599.45	ACCOUNTS PAYABLE CHECK
168921	01/25/2023	INTEGRATED PREC SYS ENTERPRISE INC	R	40935.97	ACCOUNTS PAYABLE CHECK
168922	01/25/2023	JC EHRLICH	R	210.00	ACCOUNTS PAYABLE CHECK
168923	01/25/2023	JUMP START GYMNASTICS	R	1000.00	ACCOUNTS PAYABLE CHECK
168924	01/25/2023	MAPLEWOOD RUNNING ROCKETS	R	180.00	ACCOUNTS PAYABLE CHECK
168925	01/25/2023	MARS ELECTRIC	R	300.81	ACCOUNTS PAYABLE CHECK
168926	01/25/2023	MINOTAS TROPHIES AND AWARDS	R	179.52	ACCOUNTS PAYABLE CHECK
168927	01/25/2023	NEPTUNE PLUMBING & HEATING CO.	R	11434.53	ACCOUNTS PAYABLE CHECK
168928	01/25/2023	SCOTT'S PEEK N PEAK LLC	R	4564.51	ACCOUNTS PAYABLE CHECK
168929	01/25/2023	PERRY SCHOOLS	R	588.00	ACCOUNTS PAYABLE CHECK
168930	01/25/2023	PRECIOUS CARGO TRANSPORTATION INC	R	5340.00	ACCOUNTS PAYABLE CHECK
168931	01/25/2023	SCHOOLPRIDE	R	590.00	ACCOUNTS PAYABLE CHECK
168932	01/25/2023	SCOTT SPERO	R	324.00	ACCOUNTS PAYABLE CHECK
168933	01/25/2023	SENDERO THERAPIES INC.	R	28338.80	ACCOUNTS PAYABLE CHECK
168934	01/25/2023	SHAKER SCHOOLS FOUNDATION	R	500.00	ACCOUNTS PAYABLE CHECK
168935	01/25/2023	SPITZ	R	1500.00	ACCOUNTS PAYABLE CHECK
168936	01/25/2023	TROXELL COMMUNICATIONS	R	7500.00	ACCOUNTS PAYABLE CHECK
168937	01/25/2023	TURF PRIDE LAWN CARE	R	2760.00	ACCOUNTS PAYABLE CHECK
168938	01/25/2023	VALLEY FORD TRUCKS	R	1598.56	ACCOUNTS PAYABLE CHECK
168939	01/25/2023	VICTORIA LACERDA	R	300.00	ACCOUNTS PAYABLE CHECK
168940	01/25/2023	WAKE UP CALL MEDIA	R	1187.50	ACCOUNTS PAYABLE CHECK
168941	01/25/2023	WILLIAMS AND COMPANY	R	2000.00	ACCOUNTS PAYABLE CHECK
168942	01/25/2023	CASSANDRA WOOD	R	1100.00	ACCOUNTS PAYABLE CHECK

POWERSCHOOL
DATE: 02/07/2023
TIME: 14:40:24

SHAKER HEIGHTS CITY SCHOOLS
CHECK REGISTER INCLUDING SYSTEM VOIDS

PAGE NUMBER: 4
ACCTPA21
ACCOUNTING PERIOD: 7/23

SELECTION CRITERIA: chkstat.rundate between '20230101' and '20230131'

168943	01/27/2023	DOMINION EAST OHIO	R	16758.75	ACCOUNTS PAYABLE CHECK
* 168944	01/27/2023	A+ SOLUTIONS	R	562.50	ACCOUNTS PAYABLE CHECK
168946	01/27/2023	AQUATIC COUNCIL LLC	R	4050.00	ACCOUNTS PAYABLE CHECK
168947	01/27/2023	ACADEMY MUSIC	R	193.00	ACCOUNTS PAYABLE CHECK
168948	01/27/2023	ALLIED PIANO INC.	R	240.00	ACCOUNTS PAYABLE CHECK
168949	01/27/2023	APG OFFICE FURNISHINGS INC	R	14690.00	ACCOUNTS PAYABLE CHECK
168950	01/27/2023	BUTLER COUNTY ESC	R	3725.00	ACCOUNTS PAYABLE CHECK
168951	01/27/2023	CABLE COMMUNICATIONS INC	R	17216.35	ACCOUNTS PAYABLE CHECK
168952	01/27/2023	CASTLE GLASS INC	R	280.00	ACCOUNTS PAYABLE CHECK
168953	01/27/2023	CINTAS	R	360.35	ACCOUNTS PAYABLE CHECK
168954	01/27/2023	CITY OF SHAKER HEIGHTS	R	1750.00	ACCOUNTS PAYABLE CHECK
168955	01/27/2023	CLEVELAND HEARING AND SPEECH CENTER	R	7280.00	ACCOUNTS PAYABLE CHECK
168956	01/27/2023	COLONIAL OIL INDUSTRIES INC	R	28459.67	ACCOUNTS PAYABLE CHECK
168957	01/27/2023	COMFORT SYSTEMS USA (OHIO) INC	R	5900.00	ACCOUNTS PAYABLE CHECK
168958	01/27/2023	NICHOLS PAPER & SUPPLY CO.	R	699.60	ACCOUNTS PAYABLE CHECK
168959	01/27/2023	DEX IMAGING LLC	R	158.00	ACCOUNTS PAYABLE CHECK
168960	01/27/2023	ESC OF THE WESTERN RESERVE	R	7264.28	ACCOUNTS PAYABLE CHECK
168961	01/27/2023	EXTRA DUTY SOLUTIONS	R	22515.35	ACCOUNTS PAYABLE CHECK
168962	01/27/2023	FEDERAL EXPRESS CORP	R	6.39	ACCOUNTS PAYABLE CHECK
168963	01/27/2023	FOLLETT LIBRARY RESOURCES	R	2221.30	ACCOUNTS PAYABLE CHECK
168964	01/27/2023	GABLE ELEVATOR & LIFT INC.	R	590.00	ACCOUNTS PAYABLE CHECK
168965	01/27/2023	GARDINER SERVICE COMPANY	R	4800.00	ACCOUNTS PAYABLE CHECK
168966	01/27/2023	GLOBAL INDUSTRIAL	R	544.94	ACCOUNTS PAYABLE CHECK
168967	01/27/2023	GREAT LAKES SCIENCE CENTER	R	420.00	ACCOUNTS PAYABLE CHECK
168968	01/27/2023	GREEN WAVE ELECTRONICS	R	340.00	ACCOUNTS PAYABLE CHECK
168969	01/27/2023	GUARDIAN ALARM CO.	R	1136.66	ACCOUNTS PAYABLE CHECK
168970	01/27/2023	HOME DEPOT PRO INSTITUTIONAL	R	383.88	ACCOUNTS PAYABLE CHECK
168971	01/27/2023	INDEPENDENCE BUSINESS SUPPLY	R	1114.53	ACCOUNTS PAYABLE CHECK
168972	01/27/2023	JC EHRLICH	R	566.80	ACCOUNTS PAYABLE CHECK
168973	01/27/2023	LOWE'S COMPANIES INC	R	136.23	ACCOUNTS PAYABLE CHECK
168974	01/27/2023	MENTOR EXEMPTED VILLAGE BOARD OF ED	R	27835.00	ACCOUNTS PAYABLE CHECK
168975	01/27/2023	OHIO SCHOOL PUBLIC RELATIONS ASSN	R	275.00	ACCOUNTS PAYABLE CHECK
168976	01/27/2023	PRECISION ENVIRONMENTAL CO.	R	3668.00	ACCOUNTS PAYABLE CHECK
168977	01/27/2023	PRO ONCALL TECHNOLOGIES LLC	R	79.95	ACCOUNTS PAYABLE CHECK
168978	01/27/2023	RCR SERVICES INC.	R	488.75	ACCOUNTS PAYABLE CHECK
168979	01/27/2023	RETTIG MUSIC	R	255.00	ACCOUNTS PAYABLE CHECK
168980	01/27/2023	SOS SPEEDY OFFICE SUPPLY	R	108.07	ACCOUNTS PAYABLE CHECK
168981	01/27/2023	SPECTRUM BUSINESS	R	59.99	ACCOUNTS PAYABLE CHECK
168982	01/27/2023	WAKE UP CALL MEDIA	R	375.00	ACCOUNTS PAYABLE CHECK
168983	01/27/2023	WALTER HAVERFIELD LLP	R	343.50	ACCOUNTS PAYABLE CHECK
168984	01/27/2023	WOODHILL SUPPLY	R	1151.39	ACCOUNTS PAYABLE CHECK
168985	01/31/2023	FRANK & ELLEN LOUGHAN	R	380.00	ACCOUNTS PAYABLE CHECK
168986	01/31/2023	NICCOLE YOUNG	R	2151.40	ACCOUNTS PAYABLE CHECK
168987	01/31/2023	BLICK ART MATERIALS	R	22.08	ACCOUNTS PAYABLE CHECK
168988	01/31/2023	CDW	R	18535.50	ACCOUNTS PAYABLE CHECK
168989	01/31/2023	CERNI MOTORS	R	3613.26	ACCOUNTS PAYABLE CHECK
168990	01/31/2023	CHARD SNYDER & ASSOCIATES INC	R	512.50	ACCOUNTS PAYABLE CHECK
168991	01/31/2023	CINTAS	R	149.11	ACCOUNTS PAYABLE CHECK
168992	01/31/2023	CONNEXIONS CONSULTING INC	R	2500.00	ACCOUNTS PAYABLE CHECK
168993	01/31/2023	CUMMINS INC	R	50.13	ACCOUNTS PAYABLE CHECK
168994	01/31/2023	EASY GRAPHICS CORP.	R	1381.32	ACCOUNTS PAYABLE CHECK
168995	01/31/2023	GARDINER SERVICE COMPANY	R	27868.00	ACCOUNTS PAYABLE CHECK
168996	01/31/2023	HOME DEPOT PRO INSTITUTIONAL	R	1092.36	ACCOUNTS PAYABLE CHECK
168997	01/31/2023	INDEPENDENCE BUSINESS SUPPLY	R	1679.60	ACCOUNTS PAYABLE CHECK
168998	01/31/2023	JC EHRLICH	R	226.80	ACCOUNTS PAYABLE CHECK
168999	01/31/2023	JOHNSON CONTROLS LLC	R	2127.14	ACCOUNTS PAYABLE CHECK

POWERSCHOOL
DATE: 02/07/2023
TIME: 14:40:24

SHAKER HEIGHTS CITY SCHOOLS
CHECK REGISTER INCLUDING SYSTEM VOIDS

PAGE NUMBER: 5
ACCTPA21
ACCOUNTING PERIOD: 7/23

SELECTION CRITERIA: chkstat.rundate between '20230101' and '20230131'

169000	01/31/2023	JOSTENS INC.	R	30.75	ACCOUNTS PAYABLE CHECK
169001	01/31/2023	LAKEWOOD CITY SCHOOLS	R	45.00	ACCOUNTS PAYABLE CHECK
169002	01/31/2023	LIFETIME LEARNING LLC	R	4770.00	ACCOUNTS PAYABLE CHECK
169003	01/31/2023	LYNDHURST LUMBER INC.	R	1064.03	ACCOUNTS PAYABLE CHECK
169004	01/31/2023	MEDINA COUNTY SCHOOLS' ESC	R	230.00	ACCOUNTS PAYABLE CHECK
169005	01/31/2023	NAPA AUTO PARTS	R	65.40	ACCOUNTS PAYABLE CHECK
169006	01/31/2023	PORT CLINTON HIGH SCHOOL	R	275.00	ACCOUNTS PAYABLE CHECK
169007	01/31/2023	SHIFFLER EQUIPMENT SALES	R	789.46	ACCOUNTS PAYABLE CHECK
169008	01/31/2023	STEPS EFX LLC	R	669.84	ACCOUNTS PAYABLE CHECK
169009	01/31/2023	THE MEMORY PROJECT	R	180.00	ACCOUNTS PAYABLE CHECK
169010	01/31/2023	TLC TRANSPORTATION SERVICES	R	12885.00	ACCOUNTS PAYABLE CHECK
169011	01/31/2023	TRANSPORTATION ACCESSORIES	R	1719.54	ACCOUNTS PAYABLE CHECK
169012	01/31/2023	UH OCCUPATIONAL HEALTH	R	135.00	ACCOUNTS PAYABLE CHECK
169013	01/31/2023	AIG RETIREMENT	R	25890.10	ACCOUNTS PAYABLE CHECK
169014	01/31/2023	ACADEMY MUSIC	R	266.00	ACCOUNTS PAYABLE CHECK
169015	01/31/2023	ADLER TEAM SPORTS	R	236.25	ACCOUNTS PAYABLE CHECK
169016	01/31/2023	AMAZON.COM	R	1727.18	ACCOUNTS PAYABLE CHECK
169017	01/31/2023	BLICK ART MATERIALS	R	114.52	ACCOUNTS PAYABLE CHECK
169018	01/31/2023	BRUSH HIGH SCHOOL	R	250.00	ACCOUNTS PAYABLE CHECK
169019	01/31/2023	CANTON CITY SCHOOLS	R	170.00	ACCOUNTS PAYABLE CHECK
169020	01/31/2023	CAPP INDUSTRIES	R	1204.36	ACCOUNTS PAYABLE CHECK
169021	01/31/2023	CINTAS	R	648.74	ACCOUNTS PAYABLE CHECK
169022	01/31/2023	ROBERT J COLLINS	R	140.00	ACCOUNTS PAYABLE CHECK
169023	01/31/2023	CONTINENTAL FIRE & SECURITY	R	572.82	ACCOUNTS PAYABLE CHECK
169024	01/31/2023	NICHOLS PAPER & SUPPLY CO.	R	3751.25	ACCOUNTS PAYABLE CHECK
169025	01/31/2023	DEX IMAGING LLC	R	99.00	ACCOUNTS PAYABLE CHECK
169026	01/31/2023	DIETRICH, LLC	R	220.00	ACCOUNTS PAYABLE CHECK
169027	01/31/2023	DONOMA SOFTWARE	R	15725.00	ACCOUNTS PAYABLE CHECK
169028	01/31/2023	EVERDRIVEN TECHNOLOGIES, LLC	R	5110.00	ACCOUNTS PAYABLE CHECK
169029	01/31/2023	EXTRA DUTY SOLUTIONS	R	8525.00	ACCOUNTS PAYABLE CHECK
169030	01/31/2023	FEDERAL EXPRESS CORP	R	29.63	ACCOUNTS PAYABLE CHECK
169031	01/31/2023	FOLLETT LIBRARY RESOURCES	R	490.96	ACCOUNTS PAYABLE CHECK
169032	01/31/2023	GABLE ELEVATOR & LIFT INC.	R	1042.50	ACCOUNTS PAYABLE CHECK
169033	01/31/2023	GREATER CLEVE BSKTBL COACHES ASSN	R	95.00	ACCOUNTS PAYABLE CHECK
169034	01/31/2023	HOGAN TRANSPORTATION	R	234932.08	ACCOUNTS PAYABLE CHECK
169035	01/31/2023	IDENTISYS	R	912.16	ACCOUNTS PAYABLE CHECK
169036	01/31/2023	JC EHRLICH	R	226.80	ACCOUNTS PAYABLE CHECK
169037	01/31/2023	LIBERTY FORD INC	R	73642.00	ACCOUNTS PAYABLE CHECK
169038	01/31/2023	LOWE'S COMPANIES INC	R	257.02	ACCOUNTS PAYABLE CHECK
169039	01/31/2023	MARS ELECTRIC	R	331.08	ACCOUNTS PAYABLE CHECK
169040	01/31/2023	MCMaster CARR	R	161.83	ACCOUNTS PAYABLE CHECK
169041	01/31/2023	NAVIGATE360 LLC	R	10550.00	ACCOUNTS PAYABLE CHECK
169042	01/31/2023	NEWPORT CHEMICAL & EQUIPMENT	R	3358.43	ACCOUNTS PAYABLE CHECK
169043	01/31/2023	NORTH COAST TWO WAY RADIO INC.	R	9729.00	ACCOUNTS PAYABLE CHECK
169044	01/31/2023	NORTHCOAST SCHOOL SUPPLY	R	6640.00	ACCOUNTS PAYABLE CHECK
169045	01/31/2023	QUADIANT INC	R	1376.04	ACCOUNTS PAYABLE CHECK
169046	01/31/2023	RUBE ADLER SPORTS	R	1050.00	ACCOUNTS PAYABLE CHECK
169047	01/31/2023	RUSTIC PATHWAYS GROUPS	R	91.00	ACCOUNTS PAYABLE CHECK
169048	01/31/2023	SCHOLASTIC TESTING SERVICES INC.	R	1872.10	ACCOUNTS PAYABLE CHECK
169049	01/31/2023	SCOPE SHOPPE INC.	R	785.00	ACCOUNTS PAYABLE CHECK
169050	01/31/2023	SHERWIN WILLIAMS	R	68.99	ACCOUNTS PAYABLE CHECK
169051	01/31/2023	SPARKLE WASH OF CUYAHOGA COUNTY	R	1347.00	ACCOUNTS PAYABLE CHECK
169052	01/31/2023	STEPS EFX LLC	R	288.72	ACCOUNTS PAYABLE CHECK
169053	01/31/2023	STRETCHWELL INC	R	428.25	ACCOUNTS PAYABLE CHECK
169054	01/31/2023	SYNOVIA SOLUTIONS	R	58.00	ACCOUNTS PAYABLE CHECK
169055	01/31/2023	TEXTBOOK WAREHOUSE LLC	R	46.20	ACCOUNTS PAYABLE CHECK

POWERSCHOOL
DATE: 02/07/2023
TIME: 14:40:24

SHAKER HEIGHTS CITY SCHOOLS
CHECK REGISTER INCLUDING SYSTEM VOIDS

PAGE NUMBER: 6
ACCTPA21
ACCOUNTING PERIOD: 7/23

SELECTION CRITERIA: chkstat.rundate between '20230101' and '20230131'

169056	01/31/2023	TIFFIN STUDIO INC	R	1404.00	ACCOUNTS PAYABLE CHECK
169057	01/31/2023	TURFSCAPE INC	R	1668.60	ACCOUNTS PAYABLE CHECK
169058	01/31/2023	MARLA WALKER	R	960.00	ACCOUNTS PAYABLE CHECK
169059	01/31/2023	WILLIAMS AND COMPANY	R	2000.00	ACCOUNTS PAYABLE CHECK
169060	01/31/2023	WILSON LANGUAGE TRAINING CORP	R	26189.52	ACCOUNTS PAYABLE CHECK
169061	01/31/2023	WOODHILL SUPPLY	R	883.13	ACCOUNTS PAYABLE CHECK
169062	01/31/2023	AVI FOODSYSTEMS INC	R	228091.24	ACCOUNTS PAYABLE CHECK
* 241733	01/01/2023	AIG RETIREMENT	R	1717.00	ACCOUNTS PAYABLE CHECK
241734	01/01/2023	AMERICAN FAMILY LIFE INS, ASSN CO.	R	854.35	ACCOUNTS PAYABLE CHECK
241735	01/01/2023	ASPIRE FINANCIAL SERVICES	R	7144.45	ACCOUNTS PAYABLE CHECK
241736	01/01/2023	EQUITABLE FINANCIAL	R	6003.00	ACCOUNTS PAYABLE CHECK
241737	01/01/2023	EQUITABLE FINANCIAL	R	4432.00	ACCOUNTS PAYABLE CHECK
241738	01/01/2023	PENSERV PLAN SERVICES INC	R	462.50	ACCOUNTS PAYABLE CHECK
241739	01/01/2023	GALIC DISBURSING CO.	R	2811.07	ACCOUNTS PAYABLE CHECK
241740	01/01/2023	METLIFE GROUP	R	3873.83	ACCOUNTS PAYABLE CHECK
241741	01/01/2023	GWN MARKETING, INC	R	772.00	ACCOUNTS PAYABLE CHECK
241742	01/01/2023	NATIONAL LIFE GROUP	R	750.06	ACCOUNTS PAYABLE CHECK
241743	01/01/2023	PACIFIC LIFE	R	1875.00	ACCOUNTS PAYABLE CHECK
241744	01/01/2023	RF DISBURSEMENTS	R	490.00	ACCOUNTS PAYABLE CHECK
241745	01/01/2023	SHAKER SCHOOLS FOUNDATION	R	50.00	ACCOUNTS PAYABLE CHECK
241746	01/01/2023	STANDING CHAPTER 13 TRUSTEE	R	2049.70	ACCOUNTS PAYABLE CHECK
241747	01/01/2023	SECURITY BENEFITS	R	575.00	ACCOUNTS PAYABLE CHECK
* 241749	01/16/2023	AIG RETIREMENT	R	1717.00	ACCOUNTS PAYABLE CHECK
241750	01/16/2023	AMERICAN FAMILY LIFE INS, ASSN CO.	R	854.35	ACCOUNTS PAYABLE CHECK
241751	01/16/2023	ASPIRE FINANCIAL SERVICES	R	7144.45	ACCOUNTS PAYABLE CHECK
241752	01/16/2023	EQUITABLE FINANCIAL	R	6003.00	ACCOUNTS PAYABLE CHECK
241753	01/16/2023	EQUITABLE FINANCIAL	R	4432.00	ACCOUNTS PAYABLE CHECK
241754	01/16/2023	PENSERV PLAN SERVICES INC	R	462.50	ACCOUNTS PAYABLE CHECK
241755	01/16/2023	GALIC DISBURSING CO.	R	2811.07	ACCOUNTS PAYABLE CHECK
241756	01/16/2023	METLIFE GROUP	R	3873.83	ACCOUNTS PAYABLE CHECK
241757	01/16/2023	GWN MARKETING, INC	R	772.00	ACCOUNTS PAYABLE CHECK
241758	01/16/2023	NATIONAL LIFE GROUP	R	750.06	ACCOUNTS PAYABLE CHECK
241759	01/16/2023	PACIFIC LIFE	R	1675.00	ACCOUNTS PAYABLE CHECK
241760	01/16/2023	RF DISBURSEMENTS	R	490.00	ACCOUNTS PAYABLE CHECK
241761	01/16/2023	SHAKER HTS MUNICIPAL COURT	R	153.73	ACCOUNTS PAYABLE CHECK
241762	01/16/2023	SHAKER SCHOOLS FOUNDATION	R	50.00	ACCOUNTS PAYABLE CHECK
241763	01/16/2023	STANDING CHAPTER 13 TRUSTEE	R	2049.70	ACCOUNTS PAYABLE CHECK
241764	01/16/2023	SECURITY BENEFITS	R	575.00	ACCOUNTS PAYABLE CHECK
* V945068	01/06/2023	AMERICAN EXPRESS	V	0.00	VOID: MULTI STUB VOUCHER
* V945069	01/06/2023	AMERICAN EXPRESS	V	0.00	VOID: MULTI STUB VOUCHER
* V945070	01/06/2023	AMERICAN EXPRESS	V	0.00	VOID: MULTI STUB VOUCHER
* V945071	01/06/2023	AMERICAN EXPRESS	V	0.00	VOID: MULTI STUB VOUCHER
* V945072	01/06/2023	AMERICAN EXPRESS	V	0.00	VOID: MULTI STUB VOUCHER
* V945082	01/10/2023	HUNTINGTON BANK-MASTERCARDS	V	0.00	VOID: MULTI STUB VOUCHER
* V945083	01/10/2023	HUNTINGTON BANK-MASTERCARDS	V	0.00	VOID: MULTI STUB VOUCHER
* V945084	01/10/2023	HUNTINGTON BANK-MASTERCARDS	V	0.00	VOID: MULTI STUB VOUCHER
* V945099	01/20/2023	DENISE N BROWN	R	3.85	ACCOUNTS PAYABLE VOUCHER
* V945100	01/20/2023	RONEISHA P CAMPBELL	R	308.00	ACCOUNTS PAYABLE VOUCHER
* V945101	01/20/2023	KAREN L MEHLING HOWSON	R	77.94	ACCOUNTS PAYABLE VOUCHER
* V945102	01/20/2023	MIATA E. HUNTER	R	266.77	ACCOUNTS PAYABLE VOUCHER
* V945103	01/20/2023	KRISTEN ROOPE SEARS	R	14.30	ACCOUNTS PAYABLE VOUCHER
* V945104	01/20/2023	SUSAN F MAZZONE	R	66.82	ACCOUNTS PAYABLE VOUCHER
* V945105	01/20/2023	CAYCE R THORNTON	R	9.60	ACCOUNTS PAYABLE VOUCHER
* V945106	01/20/2023	JENNIFER L. WEISBARTH	R	260.70	ACCOUNTS PAYABLE VOUCHER
* V945107	01/20/2023	CHARLES P. BRAMAN & CO. INC.	R	2851.67	ACCOUNTS PAYABLE VOUCHER
* V945108	01/20/2023	VAN AUKEN AKINS ARCHITECTS LLC	R	1665.00	ACCOUNTS PAYABLE VOUCHER

POWERSCHOOL
DATE: 02/07/2023
TIME: 14:40:24

SHAKER HEIGHTS CITY SCHOOLS
CHECK REGISTER INCLUDING SYSTEM VOIDS

PAGE NUMBER: 7
ACCTPA21
ACCOUNTING PERIOD: 7/23

SELECTION CRITERIA: chkstat.rundate between '20230101' and '20230131'

* V945109	01/25/2023	MELISSA A. ALBRECHT	R	450.00	ACCOUNTS PAYABLE VOUCHER
* V945110	01/25/2023	RICHELE C BANKS	R	900.00	ACCOUNTS PAYABLE VOUCHER
* V945111	01/25/2023	ELLEN L BATTLE	R	150.00	ACCOUNTS PAYABLE VOUCHER
* V945112	01/25/2023	ANTHONY J BOKAR	R	1350.00	ACCOUNTS PAYABLE VOUCHER
* V945113	01/25/2023	DESMARIE L CARTER	R	1050.00	ACCOUNTS PAYABLE VOUCHER
* V945114	01/25/2023	NADIA R CHAUDHRY	R	300.00	ACCOUNTS PAYABLE VOUCHER
* V945115	01/25/2023	NICOLE C CLOUSER	R	990.00	ACCOUNTS PAYABLE VOUCHER
* V945116	01/25/2023	DYLAN J DAVID	R	900.00	ACCOUNTS PAYABLE VOUCHER
* V945117	01/25/2023	MARCIA L DENTON	R	1800.00	ACCOUNTS PAYABLE VOUCHER
* V945118	01/25/2023	VICTORIA L. FAGAN	R	450.00	ACCOUNTS PAYABLE VOUCHER
* V945119	01/25/2023	NICOLE M FARINACCI	R	1995.00	ACCOUNTS PAYABLE VOUCHER
* V945120	01/25/2023	GEOFFREY S GAINFORD	R	447.00	ACCOUNTS PAYABLE VOUCHER
* V945121	01/25/2023	DENISE M. MCLAUGHLIN	R	715.00	ACCOUNTS PAYABLE VOUCHER
* V945122	01/25/2023	ANNA JO J. GOSSES	R	390.00	ACCOUNTS PAYABLE VOUCHER
* V945123	01/25/2023	CATHLEEN GRIESHOP	R	450.00	ACCOUNTS PAYABLE VOUCHER
* V945124	01/25/2023	JENNA M HICKMAN	R	200.00	ACCOUNTS PAYABLE VOUCHER
* V945125	01/25/2023	YVONNE L HORSTMAN	R	298.00	ACCOUNTS PAYABLE VOUCHER
* V945126	01/25/2023	KARA A. HORVAT	R	450.00	ACCOUNTS PAYABLE VOUCHER
* V945127	01/25/2023	SHIFA D ISAACS	R	1050.00	ACCOUNTS PAYABLE VOUCHER
* V945128	01/25/2023	MOLLY KANE	R	700.00	ACCOUNTS PAYABLE VOUCHER
* V945129	01/25/2023	AMY S KNISELY	R	715.00	ACCOUNTS PAYABLE VOUCHER
* V945130	01/25/2023	JAMISON C KOLACZKO	R	900.00	ACCOUNTS PAYABLE VOUCHER
* V945131	01/25/2023	JOSEPH E. KONOPINSKI	R	615.00	ACCOUNTS PAYABLE VOUCHER
* V945132	01/25/2023	KRISTIN A KOTERBA	R	900.00	ACCOUNTS PAYABLE VOUCHER
* V945133	01/25/2023	CHELSEA LOPEZ	R	826.00	ACCOUNTS PAYABLE VOUCHER
* V945134	01/25/2023	KELLY A KUNCHIK	R	200.00	ACCOUNTS PAYABLE VOUCHER
* V945135	01/25/2023	JENNIFER P LEVER	R	300.00	ACCOUNTS PAYABLE VOUCHER
* V945136	01/25/2023	COURTNEY S LINDSAY	R	1015.00	ACCOUNTS PAYABLE VOUCHER
* V945137	01/25/2023	RACHEL S LUTHER	R	450.00	ACCOUNTS PAYABLE VOUCHER
* V945138	01/25/2023	LARISSA L MARTIN	R	515.00	ACCOUNTS PAYABLE VOUCHER
* V945139	01/25/2023	LORI B BRENT	R	1650.00	ACCOUNTS PAYABLE VOUCHER
* V945140	01/25/2023	MOLLY T PEABODY	R	1800.00	ACCOUNTS PAYABLE VOUCHER
* V945141	01/25/2023	KARA M. MOLDOVAN	R	450.00	ACCOUNTS PAYABLE VOUCHER
* V945142	01/25/2023	SHYLA L. NIMS	R	660.00	ACCOUNTS PAYABLE VOUCHER
* V945143	01/25/2023	LENA C PASKIEWITZ	R	715.00	ACCOUNTS PAYABLE VOUCHER
* V945144	01/25/2023	SUSANNE R PETERJOHN	R	894.00	ACCOUNTS PAYABLE VOUCHER
* V945145	01/25/2023	BETHAMIE PORTNER	R	450.00	ACCOUNTS PAYABLE VOUCHER
* V945146	01/25/2023	DEBRA L. QUARLES	R	900.00	ACCOUNTS PAYABLE VOUCHER
* V945147	01/25/2023	ANN MARIE RADEFELD	R	200.00	ACCOUNTS PAYABLE VOUCHER
* V945148	01/25/2023	JOCELYN L. ROACH	R	200.00	ACCOUNTS PAYABLE VOUCHER
* V945149	01/25/2023	LAUREN C. ROLLINS	R	1350.00	ACCOUNTS PAYABLE VOUCHER
* V945150	01/25/2023	TRISHA L ROMANO	R	100.00	ACCOUNTS PAYABLE VOUCHER
* V945151	01/25/2023	DAVID A SALUGA	R	1105.00	ACCOUNTS PAYABLE VOUCHER
* V945152	01/25/2023	WILLIAM J SCANLON	R	715.00	ACCOUNTS PAYABLE VOUCHER
* V945153	01/25/2023	LAURIE B SCHLEIN	R	450.00	ACCOUNTS PAYABLE VOUCHER
* V945154	01/25/2023	NATALIE SEKICKY	R	1800.00	ACCOUNTS PAYABLE VOUCHER
* V945155	01/25/2023	SUSAN F MAZZONE	R	450.00	ACCOUNTS PAYABLE VOUCHER
* V945156	01/25/2023	KARLEE A. ROBINSON	R	825.00	ACCOUNTS PAYABLE VOUCHER
* V945157	01/25/2023	ADAM J THOMAS	R	1015.00	ACCOUNTS PAYABLE VOUCHER
* V945158	01/25/2023	ANASTACIO VAZQUEZ	R	900.00	ACCOUNTS PAYABLE VOUCHER
* V945159	01/25/2023	VICTORIA A BERNDT	R	1350.00	ACCOUNTS PAYABLE VOUCHER
* V945159	01/25/2023	VICTORIA A BERNDT	V	-1350.00	VOID MANUAL CHECK
* V945160	01/25/2023	KEESHA M. BRYANT	V	-900.00	VOID MANUAL CHECK
* V945160	01/25/2023	KEESHA M. BRYANT	R	900.00	ACCOUNTS PAYABLE VOUCHER
* V945161	01/25/2023	LUZ DELGADO	V	-600.00	VOID MANUAL CHECK
* V945161	01/25/2023	LUZ DELGADO	R	600.00	ACCOUNTS PAYABLE VOUCHER

POWERSCHOOL
DATE: 02/07/2023
TIME: 14:40:24

SHAKER HEIGHTS CITY SCHOOLS
CHECK REGISTER INCLUDING SYSTEM VOIDS

PAGE NUMBER: 8
ACCTPA21
ACCOUNTING PERIOD: 7/23

SELECTION CRITERIA: chkstat.rundate between '20230101' and '20230131'

* V945162	01/25/2023	AMANDA AHRENS ERSEK	R	715.00	ACCOUNTS PAYABLE VOUCHER
* V945162	01/25/2023	AMANDA AHRENS ERSEK	V	-715.00	VOID MANUAL CHECK
* V945163	01/25/2023	DANIELLE NICOLE-VANCE KLINK	V	-900.00	VOID MANUAL CHECK
* V945163	01/25/2023	DANIELLE NICOLE-VANCE KLINK	R	900.00	ACCOUNTS PAYABLE VOUCHER
* V945164	01/25/2023	JOHNATHAN H MCGONNELL	R	3150.00	ACCOUNTS PAYABLE VOUCHER
* V945164	01/25/2023	JOHNATHAN H MCGONNELL	V	-3150.00	VOID MANUAL CHECK
* V945165	01/25/2023	SYDNEY M MYLES	V	-1800.00	VOID MANUAL CHECK
* V945165	01/25/2023	SYDNEY M MYLES	R	1800.00	ACCOUNTS PAYABLE VOUCHER
* V945166	01/25/2023	ANNE N. OUELLETTE	R	900.00	ACCOUNTS PAYABLE VOUCHER
* V945166	01/25/2023	ANNE N. OUELLETTE	V	-900.00	VOID MANUAL CHECK
* V945167	01/25/2023	MCKENZIE STELTER	V	-1350.00	VOID MANUAL CHECK
* V945167	01/25/2023	MCKENZIE STELTER	R	1350.00	ACCOUNTS PAYABLE VOUCHER
* V945168	01/25/2023	BENJAMIN G TURNER	V	-715.00	VOID MANUAL CHECK
* V945168	01/25/2023	BENJAMIN G TURNER	R	715.00	ACCOUNTS PAYABLE VOUCHER
* V945169	01/25/2023	NICOLE W TUTTLE	R	450.00	ACCOUNTS PAYABLE VOUCHER
* V945169	01/25/2023	NICOLE W TUTTLE	V	-450.00	VOID MANUAL CHECK
* V945170	01/25/2023	CIERA L WHITSETT	V	-1350.00	VOID MANUAL CHECK
* V945170	01/25/2023	CIERA L WHITSETT	R	1350.00	ACCOUNTS PAYABLE VOUCHER
* V945171	01/25/2023	SEAN D BROWN	R	1350.00	ACCOUNTS PAYABLE VOUCHER
* V945172	01/25/2023	KRISTEN L MILLER	R	2700.00	ACCOUNTS PAYABLE VOUCHER
* V945173	01/25/2023	EMILY A. RUCKER	R	450.00	ACCOUNTS PAYABLE VOUCHER
* V945174	01/25/2023	MATTHEW SIMON	R	900.00	ACCOUNTS PAYABLE VOUCHER
* V945175	01/25/2023	VICTORIA A BERNDT	R	1350.00	ACCOUNTS PAYABLE VOUCHER
* V945176	01/25/2023	KEESHA M. BRYANT	R	900.00	ACCOUNTS PAYABLE VOUCHER
* V945177	01/25/2023	LUZ DELGADO	R	600.00	ACCOUNTS PAYABLE VOUCHER
* V945178	01/25/2023	AMANDA AHRENS ERSEK	R	715.00	ACCOUNTS PAYABLE VOUCHER
* V945179	01/25/2023	DANIELLE NICOLE-VANCE KLINK	R	900.00	ACCOUNTS PAYABLE VOUCHER
* V945180	01/25/2023	JOHNATHAN H MCGONNELL	R	3150.00	ACCOUNTS PAYABLE VOUCHER
* V945181	01/25/2023	SYDNEY M MYLES	R	1800.00	ACCOUNTS PAYABLE VOUCHER
* V945182	01/25/2023	ANNE N. OUELLETTE	R	900.00	ACCOUNTS PAYABLE VOUCHER
* V945183	01/25/2023	MCKENZIE STELTER	R	1350.00	ACCOUNTS PAYABLE VOUCHER
* V945184	01/25/2023	BENJAMIN G TURNER	R	715.00	ACCOUNTS PAYABLE VOUCHER
* V945185	01/25/2023	NICOLE W TUTTLE	R	450.00	ACCOUNTS PAYABLE VOUCHER
* V945186	01/25/2023	CIERA L WHITSETT	R	1350.00	ACCOUNTS PAYABLE VOUCHER
* V945187	01/27/2023	NEVIN T JENKINS	R	900.00	ACCOUNTS PAYABLE VOUCHER
* V945188	01/27/2023	SARAH A KROLIKOWSKI	R	450.00	ACCOUNTS PAYABLE VOUCHER
* V945189	01/27/2023	DEANA CRAWFORD	R	33.00	ACCOUNTS PAYABLE VOUCHER
* V945190	01/27/2023	KAREN L MEHLING HOWSON	R	21.99	ACCOUNTS PAYABLE VOUCHER
* V945191	01/27/2023	FELECIA MAE EVANS	R	24.10	ACCOUNTS PAYABLE VOUCHER
* V945192	01/27/2023	JEFFREY GROSSE	R	174.80	ACCOUNTS PAYABLE VOUCHER
* V945193	01/27/2023	ROBERT J. KAMINSKI	R	6.60	ACCOUNTS PAYABLE VOUCHER
* V945194	01/27/2023	CHARLES E KELLY	R	70.50	ACCOUNTS PAYABLE VOUCHER
* V945195	01/27/2023	JILL DAMORE	R	177.50	ACCOUNTS PAYABLE VOUCHER
* V945196	01/27/2023	FENG L LAUGHLIN	R	16.50	ACCOUNTS PAYABLE VOUCHER
* V945197	01/27/2023	RACHEL LUTHY	R	33.00	ACCOUNTS PAYABLE VOUCHER
* V945198	01/27/2023	ADRIENNE M. PAINE	R	8.80	ACCOUNTS PAYABLE VOUCHER
* V945199	01/27/2023	EMILY A. RUCKER	R	168.70	ACCOUNTS PAYABLE VOUCHER
* V945200	01/27/2023	NICOLE RONNELL SAUNDERS MCDANIEL	R	233.15	ACCOUNTS PAYABLE VOUCHER
* V945201	01/27/2023	WILLIAM J SCANLON	R	67.03	ACCOUNTS PAYABLE VOUCHER
* V945202	01/27/2023	VICTORIA R SCHMIDT	R	33.00	ACCOUNTS PAYABLE VOUCHER
* V945203	01/27/2023	ROBIN T SWEIGERT	R	11.66	ACCOUNTS PAYABLE VOUCHER
* V945204	01/27/2023	KEVIN J. THOMAS	R	648.40	ACCOUNTS PAYABLE VOUCHER
* V945205	01/27/2023	KAILEY S UHL	R	180.60	ACCOUNTS PAYABLE VOUCHER
* V945206	01/30/2023	SUSAN ATCHISON	R	38.70	ACCOUNTS PAYABLE VOUCHER
* V945207	01/30/2023	MARY ANN DURKALSKI	R	12.10	ACCOUNTS PAYABLE VOUCHER
* V945208	01/30/2023	DENISE M. MCLAUGHLIN	R	13.20	ACCOUNTS PAYABLE VOUCHER

POWERSCHOOL
DATE: 02/07/2023
TIME: 14:40:24

SHAKER HEIGHTS CITY SCHOOLS
CHECK REGISTER INCLUDING SYSTEM VOIDS

PAGE NUMBER: 9
ACCTPA21
ACCOUNTING PERIOD: 7/23

SELECTION CRITERIA: chkstat.rundate between '20230101' and '20230131'

* V945209	01/30/2023	ADDIE R TOBEY	R	102.00	ACCOUNTS PAYABLE VOUCHER
* V945210	01/31/2023	AMERICAN EXPRESS	V	0.00	VOID: MULTI STUB VOUCHER
* V945211	01/31/2023	AMERICAN EXPRESS	V	0.00	VOID: MULTI STUB VOUCHER
* V945212	01/31/2023	AMERICAN EXPRESS	V	0.00	VOID: MULTI STUB VOUCHER
* V945213	01/31/2023	AMERICAN EXPRESS	V	0.00	VOID: MULTI STUB VOUCHER
* V945214	01/31/2023	AMERICAN EXPRESS	R	30150.08	ACCOUNTS PAYABLE VOUCHER
* V945215	01/31/2023	AT & T	R	1046.35	ACCOUNTS PAYABLE VOUCHER
* V945216	01/31/2023	CITY OF CLEVELAND WATER	R	11052.75	ACCOUNTS PAYABLE VOUCHER
* V945217	01/31/2023	NORTHEAST OHIO REGIONAL SEWER	R	15908.24	ACCOUNTS PAYABLE VOUCHER
* V945218	01/31/2023	SPECTRUM (TIME WARNER CABLE)	R	2723.86	ACCOUNTS PAYABLE VOUCHER
* V945219	01/31/2023	VERIZON	R	6805.68	ACCOUNTS PAYABLE VOUCHER
* V945220	01/31/2023	WASTE MANAGEMENT OF OHIO INC	R	6873.31	ACCOUNTS PAYABLE VOUCHER
* V945221	01/31/2023	BUREAU OF WORKERS' COMPENSATION	R	327427.00	ACCOUNTS PAYABLE VOUCHER
* V945222	01/31/2023	HUNTINGTON BANK-MASTERCARDS	V	0.00	VOID: MULTI STUB VOUCHER
* V945223	01/31/2023	HUNTINGTON BANK-MASTERCARDS	V	0.00	VOID: MULTI STUB VOUCHER
* V945224	01/31/2023	HUNTINGTON BANK-MASTERCARDS	V	0.00	VOID: MULTI STUB VOUCHER
* V945225	01/31/2023	HUNTINGTON BANK-MASTERCARDS	V	0.00	VOID: MULTI STUB VOUCHER
* V945226	01/31/2023	HUNTINGTON BANK-MASTERCARDS	R	64815.16	ACCOUNTS PAYABLE VOUCHER
* V945227	01/31/2023	WALTER HAVERFIELD LLP	R	19238.50	ACCOUNTS PAYABLE VOUCHER
* V945228	01/31/2023	HNB MEDICARE	R	75969.32	ACCOUNTS PAYABLE VOUCHER
* V945229	01/31/2023	SCHOOL EMPLOYEE RETIREMENT (SERS)	R	35578.06	ACCOUNTS PAYABLE VOUCHER
* V945230	01/31/2023	STATE TEACHERS RETIREMENT (STRS)	R	31668.24	ACCOUNTS PAYABLE VOUCHER
* V945231	01/31/2023	ANTHEM	R	56308.75	ACCOUNTS PAYABLE VOUCHER
* V945232	01/31/2023	MEDICAL MUTUAL OF OHIO	R	1505335.62	ACCOUNTS PAYABLE VOUCHER
* V945233	01/31/2023	ALLSTATE	R	22854.13	ACCOUNTS PAYABLE VOUCHER
* V945233	01/31/2023	ALLSTATE	V	-22854.13	VOID MANUAL CHECK
* V945234	01/31/2023	MEDICAL MUTUAL FLEX PLAN	R	49559.38	ACCOUNTS PAYABLE VOUCHER
* V945235	01/31/2023	ALLSTATE	R	18171.48	ACCOUNTS PAYABLE VOUCHER
* V945236	01/31/2023	LINCOLN NATIONAL LIFE INS CO	R	4682.65	ACCOUNTS PAYABLE VOUCHER
* V945237	01/31/2023	CUYAHOGA COUNTY TREASURER	R	2336.98	ACCOUNTS PAYABLE VOUCHER
* V945238	01/31/2023	HUNTINGTON BANK	R	1292.05	ACCOUNTS PAYABLE VOUCHER
* V945239	01/31/2023	MWW1 OH LLC	R	2447.96	ACCOUNTS PAYABLE VOUCHER
* V945240	01/31/2023	SHAKER HEIGHTS PUBLIC LIBRARY	R	500.00	ACCOUNTS PAYABLE VOUCHER
* V945241	01/31/2023	SUPERIOR PRESS	R	134.07	ACCOUNTS PAYABLE VOUCHER
* V945242	01/31/2023	CCT FINANCIAL	R	9673.25	ACCOUNTS PAYABLE VOUCHER
* V945243	01/31/2023	OSC - NATURAL GAS	R	20815.00	ACCOUNTS PAYABLE VOUCHER
* V945244	01/31/2023	PAY FOR IT	R	5003.14	ACCOUNTS PAYABLE VOUCHER
* V945245	01/31/2023	RED TREE INVESTMENT GROUP	R	4374.90	ACCOUNTS PAYABLE VOUCHER
* V945246	01/31/2023	SQUARE	R	52.18	ACCOUNTS PAYABLE VOUCHER
* V948663	01/01/2023	AFSCME PEOPLE	R	8.35	ACCOUNTS PAYABLE VOUCHER
* V948664	01/01/2023	ALLSTATE	R	8998.62	ACCOUNTS PAYABLE VOUCHER
* V948665	01/01/2023	DEARBORN LIFE INSURANCE COMPANY	R	2158.00	ACCOUNTS PAYABLE VOUCHER
* V948666	01/01/2023	EDUCATORS RESERVE	R	1171.00	ACCOUNTS PAYABLE VOUCHER
* V948667	01/01/2023	HNB MEDICARE	R	75657.10	ACCOUNTS PAYABLE VOUCHER
* V948668	01/01/2023	HUNTINGTON BANK	R	211874.37	ACCOUNTS PAYABLE VOUCHER
* V948669	01/01/2023	LEGALSHIELD	R	627.80	ACCOUNTS PAYABLE VOUCHER
* V948670	01/01/2023	LINCOLN NATIONAL LIFE INS CO	R	2153.65	ACCOUNTS PAYABLE VOUCHER
* V948671	01/01/2023	LOCAL 200 DUES 12 MO	R	1725.00	ACCOUNTS PAYABLE VOUCHER
* V948672	01/01/2023	MEDICAL MUTUAL FLEX PLAN	R	12396.52	ACCOUNTS PAYABLE VOUCHER
* V948673	01/01/2023	O.A.P.S.E. LOCAL 149	R	2589.54	ACCOUNTS PAYABLE VOUCHER
* V948674	01/01/2023	OHIO CHILD SUPPORT CENTRAL	R	5149.38	ACCOUNTS PAYABLE VOUCHER
* V948675	01/01/2023	OHIO PUBLIC DEFERRED COMPENSATION	R	14425.16	ACCOUNTS PAYABLE VOUCHER
* V948676	01/01/2023	RITA	R	5.04	ACCOUNTS PAYABLE VOUCHER
* V948677	01/01/2023	SCHOOL EMPLOYEE RETIREMENT	R	71847.46	ACCOUNTS PAYABLE VOUCHER
* V948678	01/01/2023	SCHOOL EMPLOYEE RETIREMENT (SERS)	R	112526.89	ACCOUNTS PAYABLE VOUCHER
* V948679	01/01/2023	SHAKER HTS TEACHERS' ASSOCIATION	R	14784.00	ACCOUNTS PAYABLE VOUCHER

POWERSCHOOL
DATE: 02/07/2023
TIME: 14:40:24

SHAKER HEIGHTS CITY SCHOOLS
CHECK REGISTER INCLUDING SYSTEM VOIDS

PAGE NUMBER: 10
ACCTPA21
ACCOUNTING PERIOD: 7/23

SELECTION CRITERIA: chkstat.rundate between '20230101' and '20230131'

* V948680	01/01/2023	STATE TEACHERS RETIREMENT	R	260488.55	ACCOUNTS PAYABLE VOUCHER
* V948681	01/01/2023	STATE TEACHERS RETIREMENT (STRS)	R	303323.73	ACCOUNTS PAYABLE VOUCHER
* V948682	01/01/2023	TREASURER, STATE OF OHIO	R	60779.04	ACCOUNTS PAYABLE VOUCHER
* V948683	01/01/2023	VOYA RETIREMENT INS. AND ANNUITY CO	R	2533.63	ACCOUNTS PAYABLE VOUCHER
* V948684	01/01/2023	VOYA RETIREMENT INS.&ANNUITY	R	5196.53	ACCOUNTS PAYABLE VOUCHER
* V948685	01/16/2023	AFSCME PEOPLE	R	8.35	ACCOUNTS PAYABLE VOUCHER
* V948686	01/16/2023	ALLSTATE	R	9411.64	ACCOUNTS PAYABLE VOUCHER
* V948687	01/16/2023	DEARBORN LIFE INSURANCE COMPANY	R	7743.43	ACCOUNTS PAYABLE VOUCHER
* V948688	01/16/2023	EDUCATORS RESERVE	R	1171.00	ACCOUNTS PAYABLE VOUCHER
* V948689	01/16/2023	HNB MEDICARE	R	76288.04	ACCOUNTS PAYABLE VOUCHER
* V948690	01/16/2023	HUNTINGTON BANK	R	218226.56	ACCOUNTS PAYABLE VOUCHER
* V948691	01/16/2023	LEGALSHIELD	R	710.00	ACCOUNTS PAYABLE VOUCHER
* V948692	01/16/2023	LINCOLN NATIONAL LIFE INS CO	R	2246.01	ACCOUNTS PAYABLE VOUCHER
* V948693	01/16/2023	LOCAL 200 DUES 12 MO	R	1845.00	ACCOUNTS PAYABLE VOUCHER
* V948694	01/16/2023	MEDICAL MUTUAL FLEX PLAN	R	12396.52	ACCOUNTS PAYABLE VOUCHER
* V948695	01/16/2023	O.A.P.S.E. LOCAL 149	R	2568.34	ACCOUNTS PAYABLE VOUCHER
* V948696	01/16/2023	OHIO CHILD SUPPORT CENTRAL	R	5210.58	ACCOUNTS PAYABLE VOUCHER
* V948697	01/16/2023	OHIO PUBLIC DEFERRED COMPENSATION	R	12875.16	ACCOUNTS PAYABLE VOUCHER
* V948698	01/16/2023	OHIO SCHOOL DISTRICT INC.TAX	R	405.60	ACCOUNTS PAYABLE VOUCHER
* V948699	01/16/2023	RITA	R	118312.03	ACCOUNTS PAYABLE VOUCHER
* V948700	01/16/2023	SCHOOL EMPLOYEE RETIREMENT	R	71150.73	ACCOUNTS PAYABLE VOUCHER
* V948701	01/16/2023	SCHOOL EMPLOYEE RETIREMENT (SERS)	R	111430.22	ACCOUNTS PAYABLE VOUCHER
* V948702	01/16/2023	SHAKER HTS TEACHERS' ASSOCIATION	R	15609.00	ACCOUNTS PAYABLE VOUCHER
* V948703	01/16/2023	SHCSD DENTAL	R	61045.35	ACCOUNTS PAYABLE VOUCHER
* V948704	01/16/2023	SHCSD MEDICAL	R	861308.50	ACCOUNTS PAYABLE VOUCHER
* V948705	01/16/2023	SHCSD PRESCRIPTION	R	211758.61	ACCOUNTS PAYABLE VOUCHER
* V948706	01/16/2023	STATE TEACHERS RETIREMENT	R	265560.89	ACCOUNTS PAYABLE VOUCHER
* V948707	01/16/2023	STATE TEACHERS RETIREMENT (STRS)	R	308396.07	ACCOUNTS PAYABLE VOUCHER
* V948708	01/16/2023	STRS BUY BACK ANNUITIZED	R	1441.84	ACCOUNTS PAYABLE VOUCHER
* V948709	01/16/2023	TREASURER, STATE OF OHIO	R	61941.82	ACCOUNTS PAYABLE VOUCHER
* V948710	01/16/2023	VOYA RETIREMENT INS. AND ANNUITY CO	R	2533.63	ACCOUNTS PAYABLE VOUCHER
* V948711	01/16/2023	VOYA RETIREMENT INS.&ANNUITY	R	5446.53	ACCOUNTS PAYABLE VOUCHER
TOTAL FUND				7713084.04	
TOTAL REPORT				7713084.04	

10. BOND ISSUE EXPENDITURE SUMMARY

SHAKER HEIGHTS CITY SCHOOL DISTRICT
FUND 004
CAPITAL PROJECT EXPENDITURES

SUMMARY AS OF
January 31, 2023

CATEGORY	BEG. OF MONTH BALANCE	EXPENDITURES MTD	EXPENDITURES TO DATE
OTHER NON-BOND PROJECTS 9121, 9150&9620	\$31,410,791.82	\$0.00	\$31,410,791.82
SSF FUNDED PROJECTS	\$2,475,740.82	\$0.00	\$2,475,740.82
FY2018 BONDS-SCC 94xx	\$25,525,595.39	\$0.00	\$25,525,595.39
TOTAL TO DATE	\$59,412,128.03	\$0.00	\$59,412,128.03

**NON-BOND SOURCES
OTHER**

PROJECT December 31 2018	BUILDING	Land, Building Vehicles, F&E	CHECK DATE	SPECIAL COST CENTER	ESTIMATED COST	ACTUAL COST MTD	ACTUAL COST TO DATE	CONTRACTOR/ VENDOR
Other:								
install hot water boiler; remove old one	Middle School		1/12/2005		\$6,000.00	\$6,000.00	\$6,000.00	Hoover Heating & Air Cond.
completion of electrical upgrades	High School		1/31/2005		\$11,472.00	\$11,472.00	\$11,472.00	Genesis Electric
service on Hydro Pulse boiler	District		1/31/2005		\$685.00	\$685.00	\$685.00	Hoover Heating & Air Cond.
DA Robers & Assoc	District		2/9/2005		\$2,000.00	\$2,000.00	\$2,000.00	DA Robers & Assoc.
repair roof leaks	Woodbury		2/17/2005		\$470.00	\$470.00	\$470.00	Allied Commerical Roofing
repair roof leaks	Middle School		2/17/2005		\$260.00	\$260.00	\$260.00	Allied Commerical Roofing
telecomm & tech consulting project	District		2/17/2005		\$2,343.75	\$2,343.75	\$2,343.75	Business Technologies
Boulevard elevator - architectural fee	Boulevard		2/17/2005		\$2,070.00	\$2,070.00	\$2,070.00	Collins, Gordon, Bostwick
8 Year Plan - prof services	District		2/17/2005		\$1,298.75	\$1,298.75	\$1,298.75	Collins, Gordon, Bostwick
Onaway Learning Garden - architect	Onaway		2/17/2005		\$3,207.99	\$3,207.99	\$3,207.99	McKnight & Assoc. Ltd.
48 chairs with chrome frames	Fernway		2/17/2005		\$2,283.43	\$2,283.43	\$2,283.43	Waller-Duman Inc.
cafeteria table	Boulevard		2/17/2005		\$942.44	\$942.44	\$942.44	Waller-Duman Inc.
20 folding tables	High School		2/17/2005		\$4,851.00	\$4,851.00	\$4,851.00	Waller-Duman Inc.
repair roof leaks	High School		2/25/2005		\$860.00	\$860.00	\$860.00	Allied Commerical Roofing
repair roof leaks	High School		2/25/2005		\$440.00	\$440.00	\$440.00	Allied Commerical Roofing
repair roof leaks	Fernway		2/25/2005		\$250.00	\$250.00	\$250.00	Allied Commerical Roofing
engineering visit - swing support	Mercer		2/25/2005		\$375.00	\$375.00	\$375.00	Barber and Hoffman Inc
engineering visit - stair vibration	Fernway		2/25/2005		\$840.00	\$840.00	\$840.00	Barber and Hoffman Inc
schematic design - 8 Year Plan	District		2/25/2005		\$1,860.00	\$1,860.00	\$1,860.00	Collins, Gordon, Bostwick
HVAC service call - Phys Ed office	High School		2/25/2005		\$152.50	\$152.50	\$152.50	Hoover Heating & Air Cond.
2nd year of Gold maint - 60 mo contract	District		3/8/2005		\$7,599.00	\$7,599.00	\$7,599.00	Integrated Precision
Woodbury addendum on maint contract	Woodbury		3/8/2005		\$2,081.45	\$2,081.45	\$2,081.45	Integrated Precision
project mgmt activites - roof restoration	HS, Mercer		3/16/2005		\$630.00	\$630.00	\$630.00	Kenderson, Inc.
audio/video consult/design	Onaway		3/16/2005		\$111.18	\$111.18	\$111.18	Teamco/John Paul Baker
repair roof leaks	Bus Gar, Mercer		3/16/2005		\$720.00	\$720.00	\$720.00	Allied Commerical Roofing
consulting - spec ed student transp	District		3/16/2005		\$3,000.00	\$3,000.00	\$3,000.00	Education Logistics, Inc.
audio/video consult/design	Middle School		3/24/2005		\$607.66	\$607.66	\$607.66	Teamco/John Paul Baker
tractor and loader	District		3/24/2005		\$21,612.55	\$21,612.55	\$21,612.55	West Shore New Holland, Inc
legal ad for "Peter's Garden"	Onaway		3/28/2005		\$556.92	\$556.92	\$556.92	Plain Dealer
engnr/arch serv - mobile classrm relo	District		3/30/2005		\$17,969.53	\$17,969.53	\$17,969.53	Christian & Kloppe, Inc.
arch services - SHCSD 8 year plan	District		3/30/2005		\$2,070.00	\$2,070.00	\$2,070.00	Collins, Gordon, Bostwick
roof and gutter repairs	District	Building	4/28/2005	9150	\$1,225.00	\$1,225.00	\$1,225.00	Allied Commercial Roofing
spec ed transp study - travel exp	District	F&E	4/28/2005	9150	\$275.63	\$275.63	\$275.63	Education Logistics, Inc.
flat screen monitor (19")	Transportation	F&E	4/30/2005	9150	\$349.00	\$349.00	\$349.00	Dell Marketing L.P.
flat screen monitor (17")	Admin	F&E	4/30/2005	9150	\$229.00	\$229.00	\$229.00	Dell Marketing L.P.
engineering for elect serv upgrade	High School	Building	5/4/2005	9150	\$520.00	\$520.00	\$520.00	Karpinski Engineering
install mini-split A/C units (5)	District	F&E	5/10/2005	9150	\$21,282.50	\$21,282.50	\$21,282.50	Hoover Heating & Air Cond.
ornamental spray - Rose Garden	Woodbury	Land	5/26/2005	9150	\$97.00	\$97.00	\$97.00	H.A.M. Landscaping
tables with Chem-Armor surface (3)	Woodbury	F&E	5/26/2005	9150	\$3,135.00	\$3,135.00	\$3,135.00	Ward's Natural Science
metal student lockers	Fernway	F&E	5/26/2005	9150	\$1,200.00	\$1,200.00	\$1,200.00	Waller-Duman Inc.
ornamental Spray - Rose Garden	Woodbury	Land	6/9/2005	9150	\$195.45	\$195.45	\$195.45	H.A.M. Landscaping
qtrly fee - telecom & tech consulting	Admin	F&E	6/9/2005	9150	\$2,343.75	\$2,343.75	\$2,343.75	Business Technologies

OTHER

PROJECT December 31 2018	BUILDING	Land, Building Vehicles, F&E	CHECK DATE	SPECIAL COST CENTER	ESTIMATED COST	ACTUAL COST MTD	ACTUAL COST TO DATE	CONTRACTOR/ VENDOR
TV mount	Boulevard	F&E	6/27/2005	9150	\$180.00	\$180.00	\$180.00	Teamco/John Paul Baker
travel exp for transp consultant	Admin	F&E	6/27/2005	9150	\$278.17	\$278.17	\$278.17	Education Logistics, Inc.
portion of plan review - elev study	Boulevard	Building	6/27/2005	9150	\$188.23	\$188.23	\$188.23	Collins, Gordon, Bostwick
landscaping at Woodbury	Woodbury	Land	7/28/2005	9150	\$135.00	\$135.00	\$135.00	H.A.M. Landscaping
rooftop unit above HS Library	High School	F&E	7/29/2005	9150	\$806.25	\$806.25	\$806.25	Hoover Heating & Air Cond.
install new boiler	Boulevard	F&E	7/29/2005	9150	\$20,580.00	\$20,580.00	\$20,580.00	RCR Services Inc.
1/2 cost of Door H lock and remote	District	Building	8/5/2005	9150	\$2,365.45	\$2,365.45	\$2,365.45	Integrated Precision
qtrly fee - telecom & tech consulting	Admin	F&E	8/12/2005	9150	\$2,343.75	\$2,343.75	\$2,343.75	Business Technologies
ornamental spray - Rose Garden	Woodbury	Land	8/12/2005	9150	\$540.00	\$540.00	\$540.00	H.A.M. Landscaping
architectural services - Peters Garden	Onaway	Land	8/31/2005	9150	\$1,512.46	\$1,512.46	\$1,512.46	McKnight & Assoc. Ltd.
miscellaneous roof repairs	District	Building	9/15/2005	9150	\$1,260.00	\$1,260.00	\$1,260.00	Allied Commercial Roofing
ornamental Spray - Rose Garden	Woodbury	Land	9/15/2005	9150	\$405.00	\$405.00	\$405.00	H.A.M. Landscaping
service call on small a/c unit	High School	F&E	9/15/2005	9150	\$203.00	\$203.00	\$203.00	Hoover Heating & Air Cond.
architectural services - Peters Garden	Onaway	Land	9/23/2005	9150	\$900.00	\$900.00	\$900.00	McKnight & Assoc. Ltd.
upgrade AED units	District	F&E	9/23/2005	9150	\$7,281.25	\$7,281.25	\$7,281.25	Medtronic Physio-Control Corp
annual roofing inspection/assessment	District	Building	10/12/2005	9150	\$1,375.00	\$1,375.00	\$1,375.00	Kenderson, Inc.
re-mount TV in music room	Woodbury	F&E	10/12/2005	9150	\$277.60	\$277.60	\$277.60	Teamco/John Paul Baker
repairs on computer lab rooftop a/c	Woodbury	F&E	10/19/2005	9150	\$338.93	\$338.93	\$338.93	Hoover Heating & Air Cond.
maint contract - attendance ph system	High School	F&E	10/28/2005	9150	\$395.00	\$395.00	\$395.00	US Netcom Corp
repair of roof leaks	MS & Bus Gar	Building	11/4/2005	9150	\$1,550.00	\$1,550.00	\$1,550.00	Allied Commercial Roofing
SMART board	Onaway	F&E	11/4/2004	9150	\$1,923.00	\$1,923.00	\$1,923.00	SMART Ed. Services
partial exp for SMARTbd to Jennings	Onaway	F&E	5/18/2006	9150	(\$1,373.37)	(\$1,373.37)	(\$1,373.37)	SSF/Jennings Grant
ornamental Spray, Rose Garden, Sep	Woodbury	Land	11/7/2005	9150	\$540.00	\$540.00	\$540.00	H.A.M. Landscaping
five addtl parking slots (Peter's Grdn)	Onaway	Land	11/14/2005	9150	\$22,962.00	\$22,962.00	\$22,962.00	Vizmeg Landscape Inc.
repair of roof leaks	Admin	Building	11/18/2005	9150	\$230.00	\$230.00	\$230.00	Allied Commercial Roofing
ornamental spray, Rose Garden, Oct	Woodbury	Land	11/23/2005	9150	\$270.00	\$270.00	\$270.00	H.A.M. Landscaping
upgrade of a/c unit to Mitsubishi	Onaway	F&E	11/23/2005	9150	\$650.00	\$650.00	\$650.00	Hoover Heating & Air Cond.
s/w maint & support - PhoneMaster	Transportation	F&E	12/9/2005	9150	\$499.00	\$499.00	\$499.00	US Netcom Corp
roof repairs at Admin Building	Admin	Building	12/30/2005	9150	\$395.00	\$395.00	\$395.00	Allied Commercial Roofing
misc service calls re: furnace/AC	District	F&E	1/13/2006	9150	\$1,531.34	\$1,531.34	\$1,531.34	Hoover Heating & Air Cond.
gutter and roof repair	Mercer	Building	1/24/2006	9150	\$1,595.00	\$1,595.00	\$1,595.00	Allied Commercial Roofing
two Epson projectors	Onaway	F&E	2/10/2006	9150	\$2,483.98	\$2,483.98	\$2,483.98	CDW Government, Inc.
labor for mounting televisions	Boulevard	F&E	2/15/2006	9150	\$480.00	\$480.00	\$480.00	Teamco/John Paul Baker
corner desk with hutch, storage unit	District	F&E	2/15/2006	9150	\$1,658.00	\$1,658.00	\$1,658.00	Mentor Office Supply
mobile files with lock	District	F&E	2/15/2006	9150	\$692.00	\$692.00	\$692.00	Mentor Office Supply
appliance - tchrs lounge (was Fnd 01)	Boulevard	F&E	2/28/2006	9150	\$455.00	\$455.00	\$455.00	Lowe's
music library system	Middle School	F&E	3/9/2006	9150	\$6,584.25	\$6,584.25	\$6,584.25	Wenger Corporation
repairs of roof leak over room 113	Lomond	Building	3/31/2006	9150	\$385.00	\$385.00	\$385.00	Allied Commercial Roofing
ornamental spray, Rose Garden, Mar	Woodbury	Land	4/27/2006	9150	\$135.00	\$135.00	\$135.00	H.A.M. Landscaping
ornamental spray, Rose Garden, Apr	Woodbury	Land	5/25/2006	9150	\$135.00	\$135.00	\$135.00	H.A.M. Landscaping
repair of roof leak and loose slates	Woodbury	Building	6/16/2006	9150	\$265.00	\$265.00	\$265.00	Allied Commercial Roofing
repair of three roof leak areas	Boulevard	Building	6/16/2006	9150	\$725.00	\$725.00	\$725.00	Allied Commercial Roofing
correction to SSF share for P's Garden	Onaway	Land	6/30/2006	9150	\$702.00	\$702.00	\$702.00	transfer Vizmeg exp from SSF
ornamental spray - Rose Garden, Jun	Woodbury	Land	7/21/2006	9150	\$540.00	\$540.00	\$540.00	H.A.M. Landscaping
service call on a/c in Music Room	Fernway	Building	7/21/2006	9150	\$165.00	\$165.00	\$165.00	Hoover Heating & Air Cond.

OTHER

PROJECT December 31 2018	BUILDING	Land, Building Vehicles, F&E	CHECK DATE	SPECIAL COST CENTER	ESTIMATED COST	ACTUAL COST MTD	ACTUAL COST TO DATE	CONTRACTOR/ VENDOR
repair roof leak	Admin	Building	7/31/2006	9150	\$375.00	\$375.00	\$375.00	Allied Commercial Roofing
ornamental spray - Rose Garden, Jul	Woodbury	Land	8/31/2006	9150	\$540.00	\$540.00	\$540.00	H.A.M. Landscaping
three seat walls/benches	Onaway	Land	8/31/2006	9181	\$8,400.00	\$8,400.00	\$8,400.00	Pinzone II
reimb from PTO for three benches	Onaway	Land	9/27/2006	9181	(\$8,400.00)	(\$8,400.00)	(\$8,400.00)	Onaway PTO
ornamental spray - Rose Garden, Aug	Woodbury	Land	9/8/2006	9150	\$540.00	\$540.00	\$540.00	H.A.M. Landscaping
install TV/VCR mounts	District	F&E	9/15/2006	9150	\$5,824.69	\$5,824.69	\$5,824.69	Teamco/John Paul Baker
move outlet	Mercer	Building	9/22/2006	9150	\$315.00	\$315.00	\$315.00	Teamco/John Paul Baker
repair roof leak	Boulevard	Building	9/27/2006	9150	\$395.00	\$395.00	\$395.00	Allied Commercial Roofing
ornamental spray - Rose Garden, Sep	Woodbury	Land	10/16/2006	9150	\$540.00	\$540.00	\$540.00	H.A.M. Landscaping
ornamental spray - Rose Garden, Oct	Woodbury	Land	11/17/2006	9150	\$135.00	\$135.00	\$135.00	H.A.M. Landscaping
repair of misc roof leaks	District	Building	11/17/2006	9150	\$1,515.00	\$1,515.00	\$1,515.00	Allied Commercial Roofing
miscellaneous roof repairs	Middle School	Building	11/30/2006	9150	\$2,770.00	\$2,770.00	\$2,770.00	Allied Commercial Roofing
transfer F07 Rose Garden exp to Fd 1	Woodbury	Land	11/30/2006	9150	(\$2,295.00)	(\$2,295.00)	(\$2,295.00)	intra-district transfer
install TV & cabling for computer AV	Middle School	F&E	12/20/2006	9150	\$690.00	\$690.00	\$690.00	Teamco/John Paul Baker
repair of misc roof leaks	High School	Building	12/29/2006	9150	\$785.00	\$785.00	\$785.00	Allied Commercial Roofing
water testing of drains over auditorium	High School	Building	12/29/2006	9150	\$425.00	\$425.00	\$425.00	Allied Commercial Roofing
repair damaged section of roof	Middle School	Building	2/19/2007	9150	\$3,995.00	\$3,995.00	\$3,995.00	Allied Commercial Roofing
repair of roof leaks and cracked drain	Middle School	Building	4/20/2007	9150	\$275.00	\$275.00	\$275.00	Allied Commercial Roofing
ornamental spray - Rose Garden, May&Jun	Woodbury	Land	8/10/2007	9150	\$1,080.00	\$1,080.00	\$1,080.00	H.A.M. Landscaping
cable outlet installed	High School	Building	10/8/2007	9150	\$403.49	\$403.49	\$403.49	Teamco/John Paul Baker
legal charges	High School	Building	11/24/2007	9150	\$958.08	\$958.08	\$958.08	Plain Dealer
ornamental spray - Rose Garden	Woodbury	Land	12/11/2007	9150	\$1,485.00	\$1,485.00	\$1,485.00	H.A.M. Landscaping
cable installation and TV mounting	High School	F&E	12/20/2007	9150	\$1,474.53	\$1,474.53	\$1,474.53	Teamco/John Paul Baker
antenna and mast	Fernway	F&E	1/16/2008	9150	\$639.58	\$639.58	\$639.58	Teamco/John Paul Baker
Plain Dealer Ad	District	Building	7/26/2008	9150	\$1,137.72	\$1,137.72	\$1,137.72	Plain Dealer
Plain Dealer Ad	District	Building	8/30/2008	9150	\$978.04	\$978.04	\$978.04	Plain Dealer
Extend cable system	District	Building	10/14/2008	9150	\$2,084.32	\$2,084.32	\$2,084.32	Teamco/John Paul Baker
Emergency Fire Remediation	District	Building	12/12/2008	9150	\$6,435.72	\$6,435.72	\$6,435.72	Yanesh Brothers Construction
Water damage, restoration services	District	Building	12/31/2008	9150	\$47,000.00	\$47,000.00	\$47,000.00	Paul Davis Restoration of Cleve
TV installation	High School	F&E	1/16/2009	9150	\$660.00	\$660.00	\$660.00	Teamco/John Paul Baker
Ludlow Restoration	District	Building	5/29/2009	9150	\$5,341.02	\$5,341.02	\$5,341.02	Paul Davis Restoration of Cleve
DLMO Supplies	District	F&E	6/1/2009	9169	\$636.00	\$636.00	\$636.00	Cousin's Video
Security Equipment	District	F&E	9/16/2009	9150	\$21,730.62	\$21,730.62	\$21,730.62	21st Century Alarm/Data
Security Cameras	Middle School	F&E	9/25/2009	9150	\$9,859.00	\$9,859.00	\$9,859.00	21st Century Alarm/Data
Security Cameras	Lomond	F&E	4/22/2010	9150	\$3,850.00	\$3,850.00	\$3,850.00	21st Century Alarm/Data
Security Cameras-Shaker Share	Ludlow	F&E	8/31/2010	9150	\$8,848.50	\$8,848.50	\$8,848.50	21st Century Alarm/Data
Security Cameras-PEP Share	Ludlow	F&E	8/31/2010	9150	\$8,848.50	\$8,848.50	\$8,848.50	21st Century Alarm/Data
Admin Chiller Architectural Services	Admin	F&E	7/31/2014	9150	\$20,444.80	\$20,444.80	\$20,444.80	Neville Architects
Replacement chiller	Admin	F&E	9/16/2014	9150	\$21,143.00	\$21,143.00	\$21,143.00	Carrier Corporation
Replacement chiller	Admin	F&E	10/23/2014	9150	\$114,580.00	\$114,580.00	\$114,580.00	Daikin Applied
Replacement chiller	Admin	F&E	10/30/2014	9150	\$5,220.00	\$5,220.00	\$5,220.00	Daikin Applied
Admin Chiller Architectural Services	Admin	F&E	12/29/2014	9150	\$4,070.00	\$4,070.00	\$4,070.00	Neville Architects
Chiller Replacement Project	Admin	F&E	7/31/2015	9150	\$8,230.00	\$8,230.00	\$8,230.00	Daikin Applied
Correction of prior period expense	Admin	F&E	12/31/2017	9150	(\$94,742.74)	(\$94,742.74)	(\$94,742.74)	Move exp to SCC 9165
Correction of prior period expense	Admin	F&E	12/31/2017	9150	(\$33,244.34)	(\$33,244.34)	(\$33,244.34)	Move exp to SCC 9167

OTHER

PROJECT December 31 2018	BUILDING	Land, Building Vehicles, F&E	CHECK DATE	SPECIAL COST CENTER	ESTIMATED COST	ACTUAL COST MTD	ACTUAL COST TO DATE	CONTRACTOR/ VENDOR
HS Fire Remediation	High School	Building	7/24/2018	9150	\$81,064.24	\$81,064.24	\$81,064.24	All Disaster Services
Facilities Assessment	Admin	Building	10/30/2018	9150	\$17.50	\$17.50	\$17.50	Van Auken Akins Architects LLC
LAN - Network Integration Project:								
vendor maintenance renewals (6)	Admin	F&E	1/31/2005		\$563.59	\$563.59	\$563.59	Data Processing Sciences
Network Support - Dec 04	District	F&E	1/31/2005		\$1,500.00	\$1,500.00	\$1,500.00	Information Systems Integration
Network Support - Jan 05 and Feb 05	District	F&E	2/17/2005		\$3,000.00	\$3,000.00	\$3,000.00	Information Systems Integration
Network Support - March 05	District	F&E	4/19/2005	9178	\$1,500.00	\$1,500.00	\$1,500.00	Information Systems Integration
Network Support - April 05	District	F&E	5/4/2005	9178	\$1,500.00	\$1,500.00	\$1,500.00	Information Systems Integration
Network Support - May 05	District	F&E	5/31/2005	9178	\$1,500.00	\$1,500.00	\$1,500.00	Information Systems Integration
Network Support - June 05	District	F&E	6/27/2005	9178	\$1,500.00	\$1,500.00	\$1,500.00	Information Systems Integration
Buses:								
71 passenger school buses (2)	District	Vehicles	5/23/2005	9163	\$117,020.00	\$117,020.00	\$117,020.00	Myers Equipment Corp
bus for special needs students	District	Vehicles	8/18/2005	9163	\$33,676.00	\$33,676.00	\$33,676.00	Transportation Equip Sales Corp
65 passenger school buses (2)	District	Vehicles	8/31/2005	9163	\$117,325.00	\$117,325.00	\$117,325.00	Myers Equipment Corp
principal & interest on 365 day loan	District	Vehicles	10/19/2005	9163	\$734,328.00	\$734,328.00	\$734,328.00	Fifth Third Bank
71 passenger school buses (2)	District	Vehicles	5/18/2006	9163	\$115,766.00	\$115,766.00	\$115,766.00	Myers Equipment Corp
71 passenger school bus	District	Vehicles	8/25/2006	9163	\$58,758.00	\$58,758.00	\$58,758.00	Myers Equipment Corp
principal & interest on 365 day loan	District	Vehicles	10/18/2006	9163	\$592,736.67	\$592,736.67	\$592,736.67	Huntington National Bank
71 passenger school buses (4)	District	Vehicles	10/31/2006	9163	\$242,892.00	\$242,892.00	\$242,892.00	Wise International Trucks
paying agent fee for bus loan	District	Vehicles	11/27/2006	9163	\$200.00	\$200.00	\$200.00	Huntington National Bank
transfer paying agent fee to Fund 002	District	Vehicles	12/31/2006	9163	(\$200.00)	(\$200.00)	(\$200.00)	Huntington National Bank
principal & interest on 365 day loan	District	Vehicles	10/18/2007	9163	\$592,736.67	\$592,736.67	\$592,736.67	Huntington National Bank
71 passenger school buses (3)	District	Vehicles	10/26/2007	9163	\$208,476.00	\$208,476.00	\$208,476.00	Power City Intn'l Trucks, Inc
65 passenger school buses (1)	District	Vehicles	4/25/2008	9163	\$70,432.60	\$70,432.60	\$70,432.60	Power City Intn'l Trucks, Inc
GPS Unit for buses	District	Vehicles	9/11/2008	9163	\$44,750.00	\$44,750.00	\$44,750.00	Education Logistics, Inc
GPS Units installed	District	Vehicles	9/24/2008	9163	\$26,034.50	\$26,034.50	\$26,034.50	Education Logistics, Inc
principal & interest on 365 day loan	District	Vehicles	10/18/2008	9163	\$518,198.33	\$518,198.33	\$518,198.33	Huntington National Bank
71 passenger school buses (4)	District	Vehicles	1/9/2009	9163	\$299,513.60	\$299,513.60	\$299,513.60	Power City Intn'l Trucks, Inc
Fleettracker software	District	Vehicles	8/14/2009	9163	\$2,024.00	\$2,024.00	\$2,024.00	Education Logistics
Fleettracker trainer travel exp	District	Vehicles	8/14/2009	9163	\$1,594.39	\$1,594.39	\$1,594.39	Education Logistics
Fleettracker training fees	District	Vehicles	8/14/2009	9163	\$2,550.00	\$2,550.00	\$2,550.00	Education Logistics
71 passenger school buses (8)	District	Vehicles	10/9/2009	9171	\$609,017.80	\$609,017.80	\$609,017.80	Power City Intn'l Trucks, Inc
principal & interest on 365 day loan	District	Vehicles	10/15/2009	9163	\$514,958.33	\$514,958.33	\$514,958.33	Huntington National Bank
principal & interest on 365 day loan	District	Vehicles	10/5/2010	9171	\$605,983.33	\$605,983.33	\$605,983.33	Huntington National Bank
School Buses (4)	District	Vehicles	9/23/2011	9171	\$316,868.00	\$316,868.00	\$316,868.00	Center City International
principal & interest on 365 day loan	District	Vehicles	10/4/2011	9171	\$605,983.33	\$605,983.33	\$605,983.33	Huntington National Bank
Interest on 2012 Bus Bonds	District	Vehicles	6/14/2013	9171	\$12,500.00	\$12,500.00	\$12,500.00	Bank of New York Mellon
Principal & interest on 2012 Bus Bonds	District	Vehicles	12/15/2013	9171	\$100,000.00	\$100,000.00	\$100,000.00	Bank of New York Mellon
2015 IC Bus	District	Vehicles	2/28/2014	9171	\$26,992.00	\$26,992.00	\$26,992.00	Interstate Billing Service
Interest on 2012 Bus Bonds	District	Vehicles	6/13/2014	9171	\$9,100.00	\$9,100.00	\$9,100.00	Bank of New York Mellon
Sale of Band Bus	District	Vehicles	7/11/2014	9171	(\$1,544.64)	(\$1,544.64)	(\$1,544.64)	Glean Ministries

OTHER

PROJECT December 31 2018	BUILDING	Land, Building Vehicles, F&E	CHECK DATE	SPECIAL COST CENTER	ESTIMATED COST	ACTUAL COST MTD	ACTUAL COST TO DATE	CONTRACTOR/ VENDOR
Principal & interest on 2012 Bus Bonds	District	Vehicles	12/15/2014	9171	\$104,100.00	\$104,100.00	\$104,100.00	Bank of New York Mellon
Interest on 2012 Bus Bonds	District	Vehicles	6/15/2015	9171	\$8,150.00	\$8,150.00	\$8,150.00	Bank of New York Mellon
School Buses (4)	District	Vehicles	11/13/2015	9171	\$357,187.00	\$357,187.00	\$357,187.00	Cardinal Bus Sales
Principal & interest on 2012 Bus Bonds	District	Vehicles	12/15/2015	9171	\$103,150.00	\$103,150.00	\$103,150.00	Bank of New York Mellon
Interest on 2012 Bus Bonds	District	Vehicles	6/15/2016	9171	\$7,200.00	\$7,200.00	\$7,200.00	Bank of New York Mellon
30 passenger bus w/ camera	District	Vehicles	8/25/2016	9171	\$50,739.00	\$50,739.00	\$50,739.00	Cardinal Bus Sales
Bus #2 Trade In	District	Vehicles	8/25/2016	9171	(\$2,150.00)	(\$2,150.00)	(\$2,150.00)	Cardinal Bus Sales
School Buses (3)	District	Vehicles	11/30/2016	9171	\$266,424.00	\$266,424.00	\$266,424.00	Interstate Billing Service
Bus Trade Ins	District	Vehicles	11/30/2016	9171	(\$9,100.00)	(\$9,100.00)	(\$9,100.00)	Interstate Billing Service
Principal & interest on 2012 Bus Bonds	District	Vehicles	12/15/2016	9171	\$102,200.00	\$102,200.00	\$102,200.00	Bank of New York Mellon
Interest on 2012 Bus Bonds	District	Vehicles	6/15/2017	9171	\$6,250.00	\$6,250.00	\$6,250.00	Bank of New York Mellon
Additional Trade-In-2 buses	District	Vehicles	11/28/2017	9171	(\$4,200.00)	(\$4,200.00)	(\$4,200.00)	Myers Equipment Corp
School Buses (3)	District	Vehicles	12/22/2017	9171	\$267,426.00	\$267,426.00	\$267,426.00	Myers Equipment Corp
Bus Trade Ins	District	Vehicles	12/22/2017	9171	(\$9,000.00)	(\$9,000.00)	(\$9,000.00)	Myers Equipment Corp
Principal & interest on 2012 Bus Bonds	District	Vehicles	12/15/2017	9171	\$106,250.00	\$106,250.00	\$106,250.00	Bank of New York Mellon
Interest on 2012 Bus Bonds	District	Vehicles	6/15/2018	9171	\$5,250.00	\$5,250.00	\$5,250.00	Bank of New York Mellon
Other Vehicles & Related Equip:								
Ford van T13	District	Vehicles	3/16/2005		\$23,632.09	\$23,632.09	\$23,632.09	Liberty Ford
Eurovent truck and bus exhaust sys	Bus Garage	Vehicles	4/19/2005	9150	\$20,950.00	\$20,950.00	\$20,950.00	Myers Tire Supply
landscaping machinery and equip	Maintenance	F&E	5/10/2005	9150	\$10,869.00	\$10,869.00	\$10,869.00	Century Equipment
two mowers	Maintenance	F&E	5/26/2005	9150	\$5,615.60	\$5,615.60	\$5,615.60	Marshall Equipment Company
dump Truck/Western Plow	Maintenance	Vehicles	6/9/2005	9150	\$33,049.33	\$33,049.33	\$33,049.33	Liberty Ford
super Z mower	Maintenance	F&E	6/30/2005	9150	\$7,918.40	\$7,918.40	\$7,918.40	Baker Vehicle Systems, Inc.
E-Z-Go Utility Vehicle (Athletics) T16	High School	Vehicles	6/30/2005	9150	\$7,002.00	\$7,002.00	\$7,002.00	Baker Vehicle Systems, Inc.
pick-up truck for maintenance dept	District	Vehicles	7/27/2005	9150	\$11,000.00	\$11,000.00	\$11,000.00	Liberty Ford
2002 Chevy Venture Van T4	District	Vehicles	8/31/2005	9150	\$11,900.00	\$11,900.00	\$11,900.00	Bass Chevrolet
2003 Chevy Venture Van	District	Vehicles	8/31/2005	9150	\$12,495.00	\$12,495.00	\$12,495.00	Bass Chevrolet
furnish & install plows on 3 trucks	Maintenance	F&E	12/9/2005	9150	\$8,375.00	\$8,375.00	\$8,375.00	Eshelman Enterprises Inc.
2004 Ford Ranger T11	Maintenance	Vehicles	9/8/2006	9150	\$16,834.50	\$16,834.50	\$16,834.50	Liberty Ford
2001 Ford F250 w/plow T9	Maintenance	Vehicles	9/8/2006	9150	\$13,500.00	\$13,500.00	\$13,500.00	Liberty Ford
2006 Ford F250 used van	District	Vehicles	10/9/2006	9150	\$18,000.00	\$18,000.00	\$18,000.00	Liberty Ford
2003 Ford Ranger T15	District	Vehicles	10/31/2006	9150	\$10,369.50	\$10,369.50	\$10,369.50	Liberty Ford
Steiner 4x4 tractor	District	Vehicles	11/17/2006	9150	\$6,000.00	\$6,000.00	\$6,000.00	Baker Vehicle Systems, Inc.
2006 Ford Focus	Admin	Vehicles	1/8/2007	9150	\$13,900.00	\$13,900.00	\$13,900.00	Liberty Ford
2004 Ford Pick-up Truck	Admin	Vehicles	4/20/2007	9150	\$19,325.50	\$19,325.50	\$19,325.50	Liberty Ford
2007 Ford F150	District	F&E	11/29/2007	9150	\$55,200.00	\$55,200.00	\$55,200.00	Valley Ford Truck Sales
2004 Ford Windstar Van	Admin	Vehicles	11/30/2007	9150	\$13,265.50	\$13,265.50	\$13,265.50	Liberty Ford
2006 Ford Focus T10	Admin	Vehicles	12/28/2007	9150	\$13,015.50	\$13,015.50	\$13,015.50	Liberty Ford
Yale Fork Truck	District	Vehicles	1/23/2008	9150	\$7,985.00	\$7,985.00	\$7,985.00	North Coast Lift Truck, Inc
Delivery	District	Vehicles	1/23/2008	9150	\$210.00	\$210.00	\$210.00	North Coast Lift Truck, Inc
Fix Battery	District	Vehicles	1/23/2008	9150	\$625.00	\$625.00	\$625.00	North Coast Lift Truck, Inc
Ford Focus	District	Vehicles	2/29/2008	9150	\$12,475.00	\$12,475.00	\$12,475.00	Liberty Ford
dump truck	District	Vehicles	2/22/2008	9150	\$3,500.00	\$3,500.00	\$3,500.00	Valley Ford Truck Sales

OTHER

PROJECT December 31 2018	BUILDING	Land, Building Vehicles, F&E	CHECK DATE	SPECIAL COST CENTER	ESTIMATED COST	ACTUAL COST MTD	ACTUAL COST TO DATE	CONTRACTOR/ VENDOR
Ford E150 T17	District	Vehicles	3/28/2008	9150	\$16,475.00	\$16,475.00	\$16,475.00	Liberty Ford
Ford E150	District	Vehicles	3/20/2008	9150	\$16,475.50	\$16,475.50	\$16,475.50	Liberty Ford
Ford E150	District	Vehicles	4/11/2008	9150	\$16,000.00	\$16,000.00	\$16,000.00	Liberty Ford
2005 Ford Focus T7	District	Vehicles	8/15/2008	9150	\$9,614.95	\$9,614.95	\$9,614.95	Liberty Ford
2005 Ford F150	District	Vehicles	8/8/2008	9150	\$14,425.50	\$14,425.50	\$14,425.50	Liberty Ford
2007 Ford Taurus	District	Vehicles	8/29/2008	9150	\$10,975.50	\$10,975.50	\$10,975.50	Liberty Ford
Multipurpose Tractor	District	Vehicles	8/29/2008	9150	\$16,272.50	\$16,272.50	\$16,272.50	Baker Vehicle Systems, Inc.
Multipurpose Tractor	District	Vehicles	9/11/2008	9150	\$455.00	\$455.00	\$455.00	Baker Vehicle Systems, Inc.
2006 Ford F250 T2	District	Vehicles	10/23/2008	9150	\$17,425.00	\$17,425.00	\$17,425.00	Liberty Ford
2004 Ford F-150 T5	District	Vehicles	11/26/2008	9150	\$11,020.50	\$11,020.50	\$11,020.50	Liberty Ford
Terex Front Loader	District	Vehicles	1/23/2009	9150	\$15,000.00	\$15,000.00	\$15,000.00	Falkenberg Excavating, Inc
2008 Ford F250	District	Vehicles	2/25/2009	9150	\$16,895.50	\$16,895.50	\$16,895.50	Liberty Ford
2003 Chevy Venture Van	District	Vehicles	5/8/2009	9150	\$9,875.47	\$9,875.47	\$9,875.47	Liberty Ford
2004 Ford Freestar T8	District	Vehicles	3/25/2010	9150	\$7,543.50	\$7,543.50	\$7,543.50	Liberty Ford
2008 Mercury Mariner T1	District	Vehicles	4/9/2010	9150	\$12,038.50	\$12,038.50	\$12,038.50	Liberty Ford
2008 Mercury Mariner Trade In T1	District	Vehicles	8/26/2010	9150	(\$15,000.00)	(\$15,000.00)	(\$15,000.00)	Liberty Ford
2007 Ford Focus T6	District	Vehicles	8/27/2010	9150	\$9,298.87	\$9,298.87	\$9,298.87	Liberty Ford
2003 Ford Truck T14	District	Vehicles	8/27/2010	9150	\$8,502.87	\$8,502.87	\$8,502.87	Liberty Ford
Lawn Mowers	District	Vehicles	8/13/2010	9150	\$43,850.54	\$43,850.54	\$43,850.54	Baker Vehicle Systems, Inc.
2010 Ford E150 Van	District	Vehicles	10/8/2010	9150	\$19,028.50	\$19,028.50	\$19,028.50	Liberty Ford
2007 Ford F150 T3	District	Vehicles	12/10/2010	9150	\$13,273.50	\$13,273.50	\$13,273.50	Liberty Ford
2006 Ford F250 Trade In T2	District	Vehicles	7/29/2011	9150	(\$13,500.00)	(\$13,500.00)	(\$13,500.00)	Liberty Ford
2008 Ford F250	District	Vehicles	7/29/2011	9150	\$25,023.50	\$25,023.50	\$25,023.50	Liberty Ford
2007 Ford F150 T3	District	Vehicles	9/8/2011	9150	(\$13,100.00)	(\$13,100.00)	(\$13,100.00)	Liberty Ford
2008 Ford F250	District	Vehicles	9/8/2011	9150	\$26,683.50	\$26,683.50	\$26,683.50	Liberty Ford
2002 Chevy Venture Van T4	District	Vehicles	1/5/2012	9150	(\$1,000.00)	(\$1,000.00)	(\$1,000.00)	Liberty Ford
2004 Mercury Monterey T12	District	Vehicles	1/5/2012	9150	\$11,551.50	\$11,551.50	\$11,551.50	Liberty Ford
2007 Ford E350 Van	District	Vehicles	6/14/2012	9150	\$20,283.50	\$20,283.50	\$20,283.50	Liberty Ford
1995 Ford E350 Van	District	Vehicles	6/14/2012	9150	(\$7,500.00)	(\$7,500.00)	(\$7,500.00)	Liberty Ford
2004 Ford F150 T5	District	Vehicles	6/14/2012	9150	(\$1,000.00)	(\$1,000.00)	(\$1,000.00)	Liberty Ford
2011 Toyota	District	Vehicles	8/9/2012	9150	\$23,771.50	\$23,771.50	\$23,771.50	Liberty Ford
2007 Ford Focus T6	District	Vehicles	8/9/2012	9150	(\$4,000.00)	(\$4,000.00)	(\$4,000.00)	Liberty Ford
2005 Ford Focus T7	District	Vehicles	8/9/2012	9150	(\$2,500.00)	(\$2,500.00)	(\$2,500.00)	Liberty Ford
2004 Ford Freestar T8	District	Vehicles	10/4/2012	9150	(\$2,500.00)	(\$2,500.00)	(\$2,500.00)	Liberty Ford
2001 Ford F250 T9	District	Vehicles	10/4/2012	9150	(\$4,500.00)	(\$4,500.00)	(\$4,500.00)	Liberty Ford
2008 Ford F250	District	Vehicles	10/4/2012	9150	\$24,583.00	\$24,583.00	\$24,583.00	Liberty Ford
Various Trade-Ins	District	Vehicles	8/22/2013	9150	(\$18,500.00)	(\$18,500.00)	(\$18,500.00)	Liberty Ford
2006 Ford Focus T10	District	Vehicles	8/22/2013	9150	(\$4,000.00)	(\$4,000.00)	(\$4,000.00)	Liberty Ford
2004 Ford Ranger T11	Maintenance	Vehicles	8/22/2013	9150	(\$4,000.00)	(\$4,000.00)	(\$4,000.00)	Liberty Ford
2008 Ford F350	District	Vehicles	8/22/2013	9150	\$32,273.50	\$32,273.50	\$32,273.50	Liberty Ford
2012 Dodge Grand Caravan	District	Vehicles	3/10/2014	9150	\$17,283.50	\$17,283.50	\$17,283.50	Ganley Dodge, Inc.
2004 Mercury Monterey T12	District	Vehicles	3/10/2014	9150	(\$2,783.50)	(\$2,783.50)	(\$2,783.50)	Ganley Dodge, Inc.
2011 Ford F250	District	Vehicles	11/13/2014	9150	\$30,220.50	\$30,220.50	\$30,220.50	Liberty Ford
2006 Ford Freestar T13	District	Vehicles	11/13/2014	9150	(\$1,000.00)	(\$1,000.00)	(\$1,000.00)	Liberty Ford
2003 Ford F250 T14	District	Vehicles	11/13/2014	9150	(\$9,000.00)	(\$9,000.00)	(\$9,000.00)	Liberty Ford

OTHER

PROJECT December 31 2018	BUILDING	Land, Building Vehicles, F&E	CHECK DATE	SPECIAL COST CENTER	ESTIMATED COST	ACTUAL COST MTD	ACTUAL COST TO DATE	CONTRACTOR/ VENDOR
2010 Ford F250	District	Vehicles	1/29/2015	9150	\$23,783.50	\$23,783.50	\$23,783.50	Liberty Ford
1999 Chevy Truck Trade-In	District	Vehicles	1/29/2015	9150	(\$5,000.00)	(\$5,000.00)	(\$5,000.00)	Liberty Ford
2011 Ford Ranger	District	Vehicles	4/30/2015	9150	\$21,183.50	\$21,183.50	\$21,183.50	Liberty Ford
EZ-Go Utility Vehicle	MS	Vehicles	11/19/2015	9150	\$3,500.00	\$3,500.00	\$3,500.00	Baker Vehicle Systems, Inc.
2003 Ford Ranger T15	District	Vehicles	4/14/2016	9150	(\$1,583.50)	(\$1,583.50)	(\$1,583.50)	Liberty Ford
2012 Ford Escape	District	Vehicles	4/14/2016	9150	\$14,583.50	\$14,583.50	\$14,583.50	Liberty Ford
EZ-Go Utility Vehicle-Trade In T16	High School	Vehicles	6/30/2016	9150	(\$804.00)	(\$804.00)	(\$804.00)	Baker Vehicle Systems, Inc.
Truckster Golf Cart	High School	Vehicles	6/30/2016	9150	\$8,104.00	\$8,104.00	\$8,104.00	Baker Vehicle Systems, Inc.
EZ-Go Golf Cart	District	Vehicles	7/31/2016	9150	\$7,424.00	\$7,424.00	\$7,424.00	Baker Vehicle Systems, Inc.
Ventrac 4227-Trade In	District	F&E	12/22/2016	9150	(\$2,500.00)	(\$2,500.00)	(\$2,500.00)	Baker Vehicle Systems, Inc.
Ventrac 4500 Tractor-Trade In	District	F&E	12/22/2016	9150	\$32,834.94	\$32,834.94	\$32,834.94	Baker Vehicle Systems, Inc.
New Holland Tractor Cab	District	F&E	2/9/2017	9150	\$7,405.00	\$7,405.00	\$7,405.00	Medina Tractor Sales
Year-end adjustment	District		6/30/2017	9314	\$24,647.33	\$24,647.33	\$24,647.33	Move exp from SCC9314
2005 Ford E150 Van T17	District	Vehicles	9/22/2017	9150	(\$3,000.00)	(\$3,000.00)	(\$3,000.00)	Liberty Ford
2015 Ford Transit	District	Vehicles	9/22/2017	9150	\$30,273.50	\$30,273.50	\$30,273.50	Liberty Ford
Planetarium Project:								
Planetarium Projection System	High School	F&E	5/2/2013	9150	\$59,000.00	\$59,000.00	\$59,000.00	Spitz, Inc.
Planetarium Projection System	High School	F&E	6/27/2013	9150	\$31,300.00	\$31,300.00	\$31,300.00	Spitz, Inc.
Planetarium Projection System	High School	F&E	4/30/2014	9150	(\$4,555.00)	(\$4,555.00)	(\$4,555.00)	Corr. Posting-To 004-9164
PTO Technology:								
Elmo Camera	Lomond	F&E	5/8/2009	9169	\$636.00	\$636.00	\$636.00	Cousin's Video
Computer equipment	Boulevard	F&E	7/24/2009	9169	\$10,861.00	\$10,861.00	\$10,861.00	Smart Ed Services
Computer equipment	Woodbury	F&E	6/30/2010	9169	\$950.32	\$950.32	\$950.32	Easy Graphics and MCPc
Computer equipment	Boulevard	F&E	10/27/2010	9169	\$6,534.60	\$6,534.60	\$6,534.60	Easy Graphics and MCPc
Computer equipment	Woodbury	F&E	8/30/2011	9169	\$25,000.00	\$25,000.00	\$25,000.00	Smart Ed Services
Sound System	Mercer	F&E	1/31/2012	9169	\$4,500.00	\$4,500.00	\$4,500.00	Soundcom Systems
Document Camera	Boulevard	F&E	4/30/2014	9169	\$6,998.00	\$6,998.00	\$6,998.00	Corr. Posting-From FD 001 Tech
Chromebooks	Middle School	F&E	6/30/2016	9169	\$14,520.00	\$14,520.00	\$14,520.00	CDI Computer Dealers Inc
HP LasetJet Printer	Middle School	F&E	1/10/2017	9169	\$224.99	\$224.99	\$224.99	American Express-Amazon
Chromebooks	Middle School	F&E	1/26/2017	9169	\$6,630.00	\$6,630.00	\$6,630.00	CDI Computer Dealers Inc
Computer Charging Station	Middle School	F&E	1/31/2017	9169	\$889.65	\$889.65	\$889.65	School Outfitters
Smartboard	Middle School	F&E	3/16/2017	9169	\$1,808.00	\$1,808.00	\$1,808.00	Tierney Brothers, Inc
Chromebooks	Middle School	F&E	4/7/2017	9169	(\$7,520.00)	(\$7,520.00)	(\$7,520.00)	CDI Computer Dealers Inc
Zing Laser Cutter	Middle School	F&E	6/29/2017	9169	\$947.36	\$947.36	\$947.36	Buckeye Educational Systems
Video Card	Middle School	F&E	2/10/2019	9169	\$630.94	\$630.94	\$630.94	Micro Center
Projector	Middle School	F&E	2/10/2019	9169	\$521.70	\$521.70	\$521.70	CDW Government
Tech Supplies	District	F&E	3/10/2019	9169	\$36.93	\$36.93	\$36.93	Ace Hardware
Tech Supplies	District	F&E	3/10/2019	9169	\$249.72	\$249.72	\$249.72	Home Depot
Tech Supplies	District	F&E	3/10/2019	9169	\$101.70	\$101.70	\$101.70	Amazon
Tech Supplies	District	F&E	3/10/2019	9169	\$189.99	\$189.99	\$189.99	Amazon
Tech Supplies	District	F&E	3/10/2019	9169	\$16.99	\$16.99	\$16.99	Microcenter

OTHER

PROJECT December 31 2018	BUILDING	Land, Building Vehicles, F&E	CHECK DATE	SPECIAL COST CENTER	ESTIMATED COST	ACTUAL COST MTD	ACTUAL COST TO DATE	CONTRACTOR/ VENDOR
Tech Supplies	District	F&E	3/10/2019	9169	\$19.99	\$19.99	\$19.99	Play N Trade
Cable Supplies	Middle School	F&E	4/10/2019	9169	\$5.98	\$5.98	\$5.98	Amazon
Robotics Supplies	Middle School	F&E	4/10/2019	9169	\$582.26	\$582.26	\$582.26	CustomInk
Robotics Supplies	Middle School	F&E	5/10/2019	9169	\$610.69	\$610.69	\$610.69	CustomInk
Robotics Equipment	Middle School	F&E	6/10/2019	9169	\$1,876.05	\$1,876.05	\$1,876.05	Home Depot
Robotics Equipment	Middle School	F&E	11/30/2021	9169	\$2,475.60	\$2,475.60	\$2,475.60	Amazon
PTO Projects:								
Maps and Signage	District	F&E	12/7/2009	9170	\$1,890.00	\$1,890.00	\$1,890.00	Carrollgraphics
Signage	District	F&E	12/9/2009	9170	\$447.00	\$447.00	\$447.00	Carrollgraphics
Onaway Pavers	Onaway	Building	6/30/2010	9170	\$1,500.00	\$1,500.00	\$1,500.00	
MS Microwave	Middle School	F&E	4/30/2012	9170	\$91.74	\$91.74	\$91.74	Staples
Personalized Learning Center:								
Professional Services-Code Study	PLC	Building	7/31/2014	9316	\$5,200.00	\$5,200.00	\$5,200.00	Neville Architects
Window Blinds	PLC	F&E	8/28/2014	9316	\$2,347.92	\$2,347.92	\$2,347.92	Rochelle Platt Window Treatments
Network Design/Implementation	PLC	F&E	8/28/2014	9316	\$3,332.00	\$3,332.00	\$3,332.00	I/S Integration Specialists
Electrical Outlets	PLC	F&E	8/28/2014	9316	\$2,700.00	\$2,700.00	\$2,700.00	Hidden Valley Electric Inc
Painting	PLC	F&E	8/22/2014	9316	\$7,500.00	\$7,500.00	\$7,500.00	Quality Care Painting
Monthly Internet Access	PLC	F&E	8/18/2014	9316	\$565.00	\$565.00	\$565.00	Time Warner
Take down and disposal of partitions	PLC	F&E	8/22/2014	9316	\$880.00	\$880.00	\$880.00	J.C. Sharp Corp.
Monthly Internet Access	PLC	F&E	9/12/2014	9316	\$476.83	\$476.83	\$476.83	Time Warner
Electrical Outlets	PLC	F&E	9/16/2014	9316	\$1,600.00	\$1,600.00	\$1,600.00	Hidden Valley Electric Inc
Ceiling and ceiling tiles	PLC	F&E	9/16/2014	9316	\$1,268.00	\$1,268.00	\$1,268.00	D&J Structural Contracting
Monthly Internet Access	PLC	F&E	10/22/2014	9316	\$450.00	\$450.00	\$450.00	Time Warner
Fire Alarm System	PLC	F&E	10/16/2014	9316	\$2,920.00	\$2,920.00	\$2,920.00	Continental Fire & Security
Emergency Lighting	PLC	F&E	10/23/2014	9316	\$2,125.00	\$2,125.00	\$2,125.00	Hidden Valley Electric Inc
Carpet Tiles	PLC	F&E	11/13/2014	9316	\$9,280.50	\$9,280.50	\$9,280.50	The Floor Show, Calvetta Bros.
Doors	PLC	F&E	11/13/2014	9316	\$18,292.00	\$18,292.00	\$18,292.00	Midland Hardware
Monthly Internet Access	PLC	F&E	11/20/2014	9316	\$450.00	\$450.00	\$450.00	Time Warner
Monthly Internet Access	PLC	F&E	12/12/2014	9316	\$450.00	\$450.00	\$450.00	Time Warner
Monthly Internet Access	PLC	F&E	1/20/2015	9316	\$450.00	\$450.00	\$450.00	Time Warner
Monthly Internet Access	PLC	F&E	2/17/2015	9316	\$450.00	\$450.00	\$450.00	Time Warner
Surveillance Equipment	PLC	F&E	3/16/2015	9316	\$7,200.00	\$7,200.00	\$7,200.00	21st Century Alarm/Data
Emergency Lighting Installation	PLC	F&E	3/16/2015	9316	\$2,450.00	\$2,450.00	\$2,450.00	Hidden Valley Electric Inc
Fire Prevention System	PLC	F&E	4/9/2015	9316	\$10,000.00	\$10,000.00	\$10,000.00	Breck's Plumbing Services
Fire Exit Devices	PLC	F&E	4/30/2015	9316	\$2,754.89	\$2,754.89	\$2,754.89	Midland Hardware
Fire Prevention System	PLC	F&E	5/15/2015	9316	\$7,540.00	\$7,540.00	\$7,540.00	Breck's Plumbing Services
Duct Work Installation	PLC	F&E	5/21/2015	9316	\$5,150.00	\$5,150.00	\$5,150.00	Air-Temp Mechanical, Inc
Cable infrastructure and equipment	PLC	F&E	5/31/2015	9316	\$10,539.09	\$10,539.09	\$10,539.09	Cable Communications
Desktop Computers	PLC	F&E	5/31/2015	9316	\$3,858.35	\$3,858.35	\$3,858.35	Chicago Micro
Architectural Services	PLC	F&E	5/31/2015	9316	\$15,556.75	\$15,556.75	\$15,556.75	Neville Architects
Architectural Services	PLC	F&E	5/31/2015	9316	\$20,439.60	\$20,439.60	\$20,439.60	Neville Architects
Overage on furniture	PLC	F&E	5/31/2015	9316	\$2,343.91	\$2,343.91	\$2,343.91	Various

OTHER

PROJECT December 31 2018	BUILDING	Land, Building Vehicles, F&E	CHECK DATE	SPECIAL COST CENTER	ESTIMATED COST	ACTUAL COST MTD	ACTUAL COST TO DATE	CONTRACTOR/ VENDOR
Drywall, ceiling, bathroom and tile repairs	PLC	F&E	9/30/2015	9316	\$17,667.00	\$17,667.00	\$17,667.00	D&J Structural Contracting
Architectural Services	PLC	F&E	9/30/2015	9316	\$1,647.50	\$1,647.50	\$1,647.50	Neville Architects
Auditorium Equipment	PLC	F&E	10/29/2015	9316	\$7,494.93	\$7,494.93	\$7,494.93	Tierney Brothers, Inc
Fire Alarm System	PLC	F&E	10/30/2015	9316	\$2,414.00	\$2,414.00	\$2,414.00	Continental Fire & Security
Office Max & OMSP Receipt								
Woodbury Clock Tower								
Cupola Repair	WO	Building	9/30/2015	9314	\$42,896.42	\$42,896.42	\$42,896.42	Precision Environmental
Project Admin/Safety Assessment	WO	Building	9/30/2015	9314	\$4,009.10	\$4,009.10	\$4,009.10	Van Auken Akins Architects
Clock Tower Repair	WO	Building	1/21/2016	9314	\$6,319.51	\$6,319.51	\$6,319.51	Van Auken Akins Architects
Clock Tower Repair	WO	Building	2/18/2016	9314	\$14,407.34	\$14,407.34	\$14,407.34	Van Auken Akins Architects
Clock Tower Repair	WO	Building	3/17/2016	9314	\$2,737.35	\$2,737.35	\$2,737.35	Van Auken Akins Architects
Clock Tower Repair	WO	Building	4/14/2016	9314	\$1,162.70	\$1,162.70	\$1,162.70	Van Auken Akins Architects
Clock Tower Repair	WO	Building	5/19/2016	9314	\$5,320.00	\$5,320.00	\$5,320.00	Van Auken Akins Architects
Clock Tower Repair	WO	Building	5/31/2016	9314	\$43,749.73	\$43,749.73	\$43,749.73	Envirocom Construction, Inc.
Clock Tower Repair	WO	Building	6/20/2016	9314	\$209.42	\$209.42	\$209.42	Van Auken Akins Architects
Clock Tower Repair	WO	Building	7/31/2016	9314	\$1,315.36	\$1,315.36	\$1,315.36	Professional Service Industries, Inc
Clock Tower Repair	WO	Building	7/21/2016	9314	\$155,620.67	\$155,620.67	\$155,620.67	Envirocom Construction, Inc.
Clock Tower Repair	WO	Building	8/24/2016	9314	\$128,403.75	\$128,403.75	\$128,403.75	Envirocom Construction, Inc.
Woodbury Pavers	WO	Land	8/25/2016	9314	\$9,250.00	\$9,250.00	\$9,250.00	Romanin Concrete, Inc.
Brick display for Woodbury bell	WO	F&E	9/15/2016	9314	\$3,432.56	\$3,432.56	\$3,432.56	Licursi Garden Center, Inc.
Bronze Plaque	WO	F&E	9/30/2016	9314	\$1,128.75	\$1,128.75	\$1,128.75	Gino's Awards
Foam Boards	WO	F&E	9/30/2016	9314	\$11.62	\$11.62	\$11.62	ARC Document Solutions
Rigging Service-Relocate bell	WO	F&E	9/29/2016	9314	\$3,500.00	\$3,500.00	\$3,500.00	Shippers Highway Express, Inc.
Structural Steel Inspection	WO	F&E	9/22/2016	9314	\$723.00	\$723.00	\$723.00	Professional Service Industries, Inc
New Brick Pedestal	WO	F&E	9/15/2016	9314	\$4,925.00	\$4,925.00	\$4,925.00	R. Chapman Masonry & Const.
Clock Tower Repair	WO	F&E	10/28/2016	9314	\$78,415.63	\$78,415.63	\$78,415.63	Envirocom Construction, Inc.
Clock Tower Gutter Replacement	WO	F&E	11/30/2016	9314	\$4,613.83	\$4,613.83	\$4,613.83	Envirocom Construction, Inc.
Clock Tower Repair	WO	F&E	11/10/2016	9314	\$3,715.00	\$3,715.00	\$3,715.00	Van Auken Akins Architects
Clock Tower Repair	WO	F&E	12/10/2016	9314	\$1,445.20	\$1,445.20	\$1,445.20	Professional Service Industries, Inc
Clock Tower Repair	WO	F&E	12/22/2016	9314	\$9,495.70	\$9,495.70	\$9,495.70	Van Auken Akins Architects
Clock Tower Repair	WO	F&E	1/18/2017	9314	\$15,560.00	\$15,560.00	\$15,560.00	Envirocom Construction, Inc.
Parking Lot & Tennis Courts								
Tennis Court Improvements	District	Land	9/30/2015	9314	\$10,501.10	\$10,501.10	\$10,501.10	Van Auken Akins Architects
Adminstration Parking Lot	District	Land	9/30/2015	9314	\$9,900.00	\$9,900.00	\$9,900.00	Van Auken Akins Architects
Parking Lot & Tennis Court Repair	District	Land	12/17/2015	9314	\$1,356.31	\$1,356.31	\$1,356.31	Van Auken Akins Architects
Parking Lot & Tennis Court Repair	District	Land	1/14/2016	9314	\$3,800.00	\$3,800.00	\$3,800.00	Van Auken Akins Architects
Parking Lot & Tennis Court Repair	District	Land	1/31/2016	9314	\$2,550.00	\$2,550.00	\$2,550.00	Van Auken Akins Architects
Parking Lot & Tennis Court Repair	District	Land	1/31/2016	9314	\$3,476.85	\$3,476.85	\$3,476.85	Van Auken Akins Architects
Parking Lot & Tennis Court Repair	District	Land	2/29/2016	9314	\$850.00	\$850.00	\$850.00	Van Auken Akins Architects
Parking Lot & Tennis Court Repair	District	Land	3/17/2016	9315	\$2,550.88	\$2,550.88	\$2,550.88	Van Auken Akins Architects
Parking Lot & Tennis Court Repair	District	Land	4/14/2016	9315	\$761.25	\$761.25	\$761.25	Van Auken Akins Architects
Parking Lot & Tennis Court Repair	District	Land	5/26/2016	9314	\$24,750.00	\$24,750.00	\$24,750.00	Perrin Asphalt Company, Inc.

OTHER

PROJECT December 31 2018	BUILDING	Land, Building Vehicles, F&E	CHECK DATE	SPECIAL COST CENTER	ESTIMATED COST	ACTUAL COST MTD	ACTUAL COST TO DATE	CONTRACTOR/ VENDOR
Parking Lot & Tennis Court Repair	District	Land	6/20/2016	9314	\$851.91	\$851.91	\$851.91	Van Auken Akins Architects
Parking Lot & Tennis Court Repair	District	Land	6/30/2016	9314	\$759.35	\$759.35	\$759.35	Van Auken Akins Architects
Parking Lot & Tennis Court Repair	District	Land	7/10/2016	9314	\$479.50	\$479.50	\$479.50	Professional Service Industries, Inc
Parking Lot & Tennis Court Repair	District	Land	7/31/2016	9314	\$127,905.71	\$127,905.71	\$127,905.71	Perrin Asphalt Company, Inc.
Parking Lot Landscaping	District	Land	7/31/2016	9314	\$7,554.00	\$7,554.00	\$7,554.00	Bordonaros Landscaping Co.
Tennis Courts Drinking Fountain	HS	Land	7/26/2016	9314	\$3,383.34	\$3,383.34	\$3,383.34	The Cleveland Plumbing Supply Co
Parking Lot & Tennis Court Repair	District	Land	8/11/2016	9314	\$340,650.00	\$340,650.00	\$340,650.00	Perrin Asphalt Company, Inc.
Parking Lot & Tennis Court Repair	District	Land	10/20/2016	9314	\$102,654.00	\$102,654.00	\$102,654.00	Perrin Asphalt Company, Inc.
Void prior FY Check #136725	District	Land	11/10/2016	9314	(\$850.00)	(\$850.00)	(\$850.00)	Van Auken Akins Architects
Parking Lot & Tennis Court Repair	District	Land	11/10/2016	9314	\$1,240.12	\$1,240.12	\$1,240.12	Van Auken Akins Architects
Parking Lot & Tennis Court Repair	District	Land	11/17/2016	9314	\$4,528.22	\$4,528.22	\$4,528.22	Van Auken Akins Architects
Parking Lot & Tennis Court Repair	District	Land	12/10/2016	9314	\$8,496.50	\$8,496.50	\$8,496.50	Professional Service Industries, Inc
Parking Lot & Tennis Court Repair	District	Land	1/12/2017	9314	\$1,326.00	\$1,326.00	\$1,326.00	Van Auken Akins Architects
Tennis Court Improvements	District	F&E	1/19/2017	9314	\$2,122.42	\$2,122.42	\$2,122.42	Oncourt Offcourt, LTD
Parking Lot & Tennis Court Repair	District	F&E	3/16/2017	9314	\$324.99	\$324.99	\$324.99	Van Auken Akins Architects
Parking Lot & Tennis Court Repair	District	F&E	9/19/2017	9314	\$64,897.75	\$64,897.75	\$64,897.75	Perrin Asphalt Company, Inc.
Assessment & Master Planning								
Assessment & Master Planning	District	Building	1/14/2016	9314	\$28,125.20	\$28,125.20	\$28,125.20	Van Auken Akins Architects
Assessment & Master Planning	District	Building	1/28/2016	9314	\$78,264.17	\$78,264.17	\$78,264.17	Van Auken Akins Architects
Assessment & Master Planning	District	Building	2/18/2016	9314	\$4,282.09	\$4,282.09	\$4,282.09	Van Auken Akins Architects
Assessment & Master Planning	District	Building	3/17/2016	9314	\$18,376.19	\$18,376.19	\$18,376.19	Van Auken Akins Architects
Assessment & Master Planning	District	Building	4/14/2016	9314	\$11,298.00	\$11,298.00	\$11,298.00	Van Auken Akins Architects
Assessment & Master Planning	District	Building	5/19/2016	9314	\$8,282.50	\$8,282.50	\$8,282.50	Van Auken Akins Architects
Assessment & Master Planning	District	Building	6/20/2016	9314	\$1,506.32	\$1,506.32	\$1,506.32	Van Auken Akins Architects
Assessment & Master Planning	District	Building	6/30/2016	9314	\$1,591.00	\$1,591.00	\$1,591.00	Van Auken Akins Architects
Middle School Site Analysis								
Middle School Boundary Survey	District	Building	8/25/2016	9314	\$9,500.00	\$9,500.00	\$9,500.00	Dempsey Surveying Co.
Middle School Site Analysis	District	Building	9/15/2016	9314	\$10,125.00	\$10,125.00	\$10,125.00	Van Auken Akins Architects
Middle School Site Analysis	District	Building	9/22/2016	9314	\$3,402.50	\$3,402.50	\$3,402.50	Van Auken Akins Architects
Onaway Parking Lot								
Onaway Parking Lot	ON	Land	9/30/2015	9314	\$9,900.00	\$9,900.00	\$9,900.00	Van Auken Akins Architects
Onaway Parking Lot	ON	Land	12/17/2015	9314	\$412.50	\$412.50	\$412.50	Van Auken Akins Architects
Onaway Parking Lot	ON	Land	1/14/2016	9314	\$3,800.00	\$3,800.00	\$3,800.00	Van Auken Akins Architects
Onaway Parking Lot	ON	Land	1/31/2016	9314	\$1,237.50	\$1,237.50	\$1,237.50	Van Auken Akins Architects
Onaway Parking Lot	ON	Land	1/31/2016	9314	\$1,650.00	\$1,650.00	\$1,650.00	Van Auken Akins Architects
Onaway Parking Lot	ON	Land	2/29/2016	9314	\$412.50	\$412.50	\$412.50	Van Auken Akins Architects
Onaway Parking Lot	ON	Land	3/17/2016	9314	\$1,237.50	\$1,237.50	\$1,237.50	Van Auken Akins Architects
Onaway Parking Lot	ON	Land	4/14/2016	9314	\$330.00	\$330.00	\$330.00	Van Auken Akins Architects
Onaway Parking Lot	ON	Land	6/20/2016	9314	\$330.00	\$330.00	\$330.00	Van Auken Akins Architects
Onaway Parking Lot	ON	Land	6/30/2016	9314	\$330.00	\$330.00	\$330.00	Van Auken Akins Architects
Void prior FY Check #136725	ON	Land	11/10/2016	9314	(\$412.50)	(\$412.50)	(\$412.50)	Van Auken Akins Architects
Onaway Parking Lot	ON	Land	11/10/2016	9314	\$412.50	\$412.50	\$412.50	Van Auken Akins Architects

OTHER

PROJECT December 31 2018	BUILDING	Land, Building Vehicles, F&E	CHECK DATE	SPECIAL COST CENTER	ESTIMATED COST	ACTUAL COST MTD	ACTUAL COST TO DATE	CONTRACTOR/ VENDOR
Onaway Parking Lot	ON	Land	11/17/2016	9314	(\$660.00)	(\$660.00)	(\$660.00)	Van Auken Akins Architects
High School South Parking Lot								
High School South Parking Lot	HS	Land	1/31/2016	9314	\$1,331.25	\$1,331.25	\$1,331.25	Van Auken Akins Architects
High School South Parking Lot	HS	Land	1/31/2016	9314	\$1,775.00	\$1,775.00	\$1,775.00	Van Auken Akins Architects
High School South Parking Lot	HS	Land	2/29/2016	9314	\$443.75	\$443.75	\$443.75	Van Auken Akins Architects
High School South Parking Lot	HS	Land	3/17/2016	9314	\$1,331.25	\$1,331.25	\$1,331.25	Van Auken Akins Architects
High School South Parking Lot	HS	Land	4/14/2016	9314	\$355.00	\$355.00	\$355.00	Van Auken Akins Architects
High School South Parking Lot	HS	Land	6/20/2016	9314	\$355.00	\$355.00	\$355.00	Van Auken Akins Architects
High School South Parking Lot	HS	Land	6/30/2016	9314	\$355.00	\$355.00	\$355.00	Van Auken Akins Architects
High School South Parking Lot	HS	Land	9/30/2015	9314	\$10,650.00	\$10,650.00	\$10,650.00	Van Auken Akins Architects
Void prior FY Check #136725	HS	Land	11/10/2016	9314	(\$443.75)	(\$443.75)	(\$443.75)	Van Auken Akins Architects
High School South Parking Lot	HS	Land	11/10/2016	9314	\$443.75	\$443.75	\$443.75	Van Auken Akins Architects
High School South Parking Lot	HS	Land	11/17/2016	9314	(\$710.00)	(\$710.00)	(\$710.00)	Van Auken Akins Architects
Middle School Design Labs	MS	F&E	9/30/2015	9314	\$7,500.00	\$7,500.00	\$7,500.00	Van Auken Akins Architects
Year-end adjustment	District		6/30/2017	9314	(\$24,647.33)	(\$24,647.33)	(\$24,647.33)	Move exp to SCC9150
Fernway Fire								
Fernway Fire Remediation	Fernway	Building	7/31/2018	9620	\$250,000.00	\$250,000.00	\$250,000.00	All Disaster Services
Fernway Fire Remediation	Fernway	Building	8/8/2018	9620	\$250,000.00	\$250,000.00	\$250,000.00	All Disaster Services
Fernway Fire Remediation	Fernway	Building	8/14/2018	9620	\$200,000.00	\$200,000.00	\$200,000.00	All Disaster Services
Fernway Fire Remediation	Fernway	Building	8/24/2018	9620	\$200,000.00	\$200,000.00	\$200,000.00	All Disaster Services
Fernway Parking Lot emergency Services	Fernway	Building	9/14/2018	9620	\$10,000.00	\$10,000.00	\$10,000.00	Van Auken Akins Architects
Fernway Parking Lot emergency Services	Fernway	Building	9/30/2018	9620	\$45.25	\$45.25	\$45.25	Van Auken Akins Architects
Fernway Fire Remediation	Fernway	Building	9/12/2018	9620	\$360,000.00	\$360,000.00	\$360,000.00	All Disaster Services
Fernway Fire Remediation	Fernway	Building	9/24/2018	9620	\$200,000.00	\$200,000.00	\$200,000.00	All Disaster Services
Fernway Fire Enhancements	Fernway	Building	10/30/2018	9620	\$20,781.25	\$20,781.25	\$20,781.25	Van Auken Akins Architects
Fernway Fire Renovation	Fernway	Building	10/30/2018	9620	\$61,592.13	\$61,592.13	\$61,592.13	Van Auken Akins Architects
Fernway Fire Remediation	Fernway	Building	10/19/2018	9620	\$25,000.00	\$25,000.00	\$25,000.00	All Disaster Services
Fernway Fire Renovation	Fernway	Building	11/12/2018	9620	\$51,521.34	\$51,521.34	\$51,521.34	Van Auken Akins Architects
Fernway Fire Remediation	Fernway	Building	11/15/2018	9620	\$100,000.00	\$100,000.00	\$100,000.00	NBD International, Inc.
Fernway Fire Remediation	Fernway	Building	12/7/2018	9620	\$18,465.00	\$18,465.00	\$18,465.00	Squire Legal expense
Fernway Fire Remediation	Fernway	Building	12/21/2018	9620	\$64,928.50	\$64,928.50	\$64,928.50	Van Auken Akins Architects
Fernway Fire Remediation	Fernway	Building	12/12/2018	9620	\$200,000.00	\$200,000.00	\$200,000.00	All Disaster Services
Fernway Fire Remediation	Fernway	Building	1/3/2019	9620	\$319,054.00	\$319,054.00	\$319,054.00	All Disaster Services
Fernway Fire Remediation	Fernway	Building	1/17/2019	9620	\$70,401.84	\$70,401.84	\$70,401.84	MDCB, LLC
Fernway Fire Remediation	Fernway	Building	1/17/2019	9620	\$46,458.75	\$46,458.75	\$46,458.75	NBD International, Inc.
Fernway Fire Renovation	Fernway	Building	1/17/2019	9620	\$112,632.66	\$112,632.66	\$112,632.66	Van Auken Akins Architects
Fernway Fire Renovation	Fernway	Building	2/4/2019	9620	\$329,023.57	\$329,023.57	\$329,023.57	Gilbane Building Company
Fernway Fire Renovation	Fernway	Building	2/11/2019	9620	\$368,756.90	\$368,756.90	\$368,756.90	Gilbane Building Company
Fernway Fire Renovation	Fernway	Building	2/21/2019	9620	\$111,472.68	\$111,472.68	\$111,472.68	Van Auken Akins Architects
Fernway Fire Renovation	Fernway	Building	3/1/2019	9620	\$387,059.10	\$387,059.10	\$387,059.10	Gilbane Building Company
Fernway Fire Renovation	Fernway	Building	3/26/2019	9620	\$162,951.54	\$162,951.54	\$162,951.54	Gilbane Building Company

OTHER

PROJECT December 31 2018	BUILDING	Land, Building Vehicles, F&E	CHECK DATE	SPECIAL COST CENTER	ESTIMATED COST	ACTUAL COST MTD	ACTUAL COST TO DATE	CONTRACTOR/ VENDOR
Fernway Fire Enhancements	Fernway	Building	3/26/2019	9620	\$146,546.81	\$146,546.81	\$146,546.81	Van Auken Akins Architects
Project Management Services	Fernway	Building	3/27/2019	9620	\$2,970.00	\$2,970.00	\$2,970.00	Cleora Management
Project Management Services	Fernway	Building	3/28/2019	9620	\$7,640.72	\$7,640.72	\$7,640.72	Cleora Management
Fernway Building Enhancements	Fernway	Building	4/11/2019	9620	\$9,800.00	\$9,800.00	\$9,800.00	Van Auken Akins Architects
Fernway Building Renovation	Fernway	Building	4/23/2019	9620	\$76,632.55	\$76,632.55	\$76,632.55	Van Auken Akins Architects
Fernway Building Enhancements	Fernway	Building	4/23/2019	9620	\$57,311.36	\$57,311.36	\$57,311.36	Van Auken Akins Architects
Fernway Building Renovation	Fernway	Building	4/23/2019	9620	\$204,171.54	\$204,171.54	\$204,171.54	Gilbane Building Company
Project Management Services	Fernway	Building	5/13/2019	9620	\$2,624.58	\$2,624.58	\$2,624.58	Cleora Management
Project Management Services	Fernway	Building	5/22/2019	9620	\$3,264.61	\$3,264.61	\$3,264.61	Cleora Management
Fernway Building Enhancements	Fernway	Building	5/15/2019	9620	\$76,993.50	\$76,993.50	\$76,993.50	Van Auken Akins Architects
Oversight and Remediation	Fernway	Building	5/22/2019	9620	\$7,085.00	\$7,085.00	\$7,085.00	Electro-Analytical, Inc
Fernway Building Enhancements	Fernway	Building	6/30/2019	9620	\$26,011.88	\$26,011.88	\$26,011.88	Van Auken Akins Architects
Fernway Building Renovation	Fernway	Building	6/30/2019	9620	\$40,902.98	\$40,902.98	\$40,902.98	Van Auken Akins Architects
Fernway Building Enhancements	Fernway	Building	6/30/2019	9620	\$9.28	\$9.28	\$9.28	Van Auken Akins Architects
Fernway Building Renovation	Fernway	Building	6/10/2019	9620	\$105,098.38	\$105,098.38	\$105,098.38	Gilbane Building Company
Fernway Abatement Oversight	Fernway	Building	6/12/2019	9620	\$41,536.25	\$41,536.25	\$41,536.25	Electro-Analytical, Inc
FE Park/Playground Recording Costs	Fernway	F&E	6/20/2019	9620	\$315.50	\$315.50	\$315.50	Chicago Title Insurance Co
Project Management Services	Fernway	Building	7/3/2019	9620	\$8,273.34	\$8,273.34	\$8,273.34	Cleora Management
Fernway Fire Renovation	Fernway	Building	7/18/2019	9620	\$168,282.78	\$168,282.78	\$168,282.78	Gilbane Building Company
Permit for Remodel & Addition	Fernway	Building	7/24/2019	9620	\$41,167.91	\$41,167.91	\$41,167.91	City of Shaker Heights
Fernway Fire Renovation	Fernway	Building	7/25/2019	9620	\$674,792.29	\$674,792.29	\$674,792.29	Gilbane Building Company
Professional Design Services	Fernway	Building	7/31/2019	9620	\$171,509.13	\$171,509.13	\$171,509.13	Van Auken Akins Architects LLC
Fernway Building Enhancements	Fernway	Building	8/23/2019	9620	\$27.84	\$27.84	\$27.84	Van Auken Akins Architects LLC
Fernway Building Renovation	Fernway	Building	8/23/2019	9620	\$39,080.35	\$39,080.35	\$39,080.35	Van Auken Akins Architects LLC
Fernway Building Enhancements	Fernway	Building	8/30/2019	9620	\$1,600.86	\$1,600.86	\$1,600.86	Van Auken Akins Architects LLC
Fernway Building Renovation	Fernway	Building	8/30/2019	9620	\$26,730.20	\$26,730.20	\$26,730.20	Van Auken Akins Architects LLC
Fernway Building Enhancements	Fernway	Building	8/30/2019	9620	\$9,577.24	\$9,577.24	\$9,577.24	Van Auken Akins Architects LLC
Fernway Building Renovation	Fernway	Building	8/30/2019	9620	\$3,586.00	\$3,586.00	\$3,586.00	Cleora Management
Fernway Building Renovation	Fernway	Building	8/30/2019	9620	\$1,389,695.15	\$1,389,695.15	\$1,389,695.15	Gilbane Building Company
Temporary Electrical Services Installation	Fernway	Building	9/20/2019	9620	\$9,815.97	\$9,815.97	\$9,815.97	Illuminating Co.
Permanent Electrical Services Installation	Fernway	Building	9/30/2019	9620	\$12,228.56	\$12,228.56	\$12,228.56	Illuminating Co.
Fernway Building Enhancements	Fernway	Building	9/30/2019	9620	\$15,416.04	\$15,416.04	\$15,416.04	Van Auken Akins Architects LLC
Construction projects Adjustment	District	Building	9/30/2019	9620	(\$1,882,943.76)	(\$1,882,943.76)	(\$1,882,943.76)	Gilbane Building Company
Fernway Building Renovation	Fernway	Building	10/3/2019	9620	\$1,764.13	\$1,764.13	\$1,764.13	Cleora Management
Fernway Building Renovation	Fernway	Building	10/21/2019	9620	\$381,876.32	\$381,876.32	\$381,876.32	Gilbane Building Company
Fernway Building Renovation	Fernway	Building	10/22/2019	9620	\$1,673.38	\$1,673.38	\$1,673.38	Cleora Management
Fernway Building Renovation	Fernway	Building	10/29/2019	9620	\$33,119.62	\$33,119.62	\$33,119.62	Van Auken Akins Architects LLC
Fernway Building Enhancements	Fernway	Building	10/31/2019	9620	\$10,141.42	\$10,141.42	\$10,141.42	Van Auken Akins Architects LLC
Fernway Building Renovation	Fernway	Building	10/31/2019	9620	\$982,455.58	\$982,455.58	\$982,455.58	Gilbane Building Company
Fernway Building Renovation	Fernway	Building	11/26/2019	9620	\$1,430,056.30	\$1,430,056.30	\$1,430,056.30	Gilbane Building Company
Testing and Inspection	Fernway	Building	11/30/2019	9620	\$2,803.00	\$2,803.00	\$2,803.00	Professional Service Industries
Fernway Building Renovation	Fernway	Building	11/30/2019	9620	\$9,500.09	\$9,500.09	\$9,500.09	Van Auken Akins Architects LLC
Fernway Building Enhancements	Fernway	Building	11/30/2019	9620	\$4.75	\$4.75	\$4.75	Van Auken Akins Architects LLC
Fernway Building Renovation	Fernway	Building	12/17/2019	9620	\$1,245,228.95	\$1,245,228.95	\$1,245,228.95	Gilbane Building Company
Fernway Building Renovation	Fernway	Building	12/6/2019	9620	\$2,360.88	\$2,360.88	\$2,360.88	Cleora Management

OTHER

PROJECT December 31 2018	BUILDING	Land, Building Vehicles, F&E	CHECK DATE	SPECIAL COST CENTER	ESTIMATED COST	ACTUAL COST MTD	ACTUAL COST TO DATE	CONTRACTOR/ VENDOR
Fernway Building Renovation	Fernway	Building	12/20/2019	9620	\$3,528.26	\$3,528.26	\$3,528.26	Cleora Management
Fernway Building Enhancements	Fernway	Building	1/31/2020	9620	\$10,171.88	\$10,171.88	\$10,171.88	Van Auken Akins Architects LLC
Fernway Building Renovation	Fernway	Building	1/31/2020	9620	\$4,792.86	\$4,792.86	\$4,792.86	Van Auken Akins Architects LLC
Fernway Building Renovation	Fernway	Building	1/31/2020	9620	\$1,490.00	\$1,490.00	\$1,490.00	Professional Service Industries
Fernway Building Renovation	Fernway	Building	1/31/2020	9620	\$4,800.08	\$4,800.08	\$4,800.08	Van Auken Akins Architects LLC
Fernway Building Enhancements	Fernway	Building	1/31/2020	9620	\$3,218.94	\$3,218.94	\$3,218.94	Van Auken Akins Architects LLC
Fernway Building Renovation	Fernway	Building	1/21/2020	9620	\$2,921.88	\$2,921.88	\$2,921.88	Cleora Management
Fernway Building Renovation	Fernway	Building	1/21/2020	9620	\$1,286,085.68	\$1,286,085.68	\$1,286,085.68	Gilbane Building Company
Fernway Building Renovation	Fernway	Building	2/28/2020	9620	\$28,596.20	\$28,596.20	\$28,596.20	Van Auken Akins Architects LLC
Fernway Building Renovation	Fernway	Building	2/28/2020	9620	\$4,678.26	\$4,678.26	\$4,678.26	Cleora Management
Fernway Building Renovation	Fernway	Building	2/28/2020	9620	\$1,124,474.48	\$1,124,474.48	\$1,124,474.48	Gilbane Building Company
Fernway Building Renovation	Fernway	Building	3/31/2020	9620	\$963,310.53	\$963,310.53	\$963,310.53	Gilbane Building Company
Project Management Services	Fernway	Building	3/31/2020	9620	\$8,926.50	\$8,926.50	\$8,926.50	Cleora Management
Water Department Permits	Fernway	Building	3/31/2020	9620	\$2,645.00	\$2,645.00	\$2,645.00	City of Cleveland
Reinstall AT&T Facilities	Fernway	F&E	4/30/2020	9620	\$18,467.42	\$18,467.42	\$18,467.42	AT&T
Fernway Building Renovation	Fernway	Building	4/30/2020	9620	\$8,568.15	\$8,568.15	\$8,568.15	Van Auken Akins Architects LLC
Fernway Building Enhancements	Fernway	Building	4/30/2020	9620	\$4,681.25	\$4,681.25	\$4,681.25	Van Auken Akins Architects LLC
Fernway Building Renovation	Fernway	Building	4/30/2020	9620	\$1,606,656.76	\$1,606,656.76	\$1,606,656.76	Gilbane Building Company
Project Management Services	Fernway	Building	4/30/2020	9620	\$9,979.75	\$9,979.75	\$9,979.75	Cleora Management
Testing and Inspection	Fernway	Building	5/20/2020	9620	\$555.73	\$555.73	\$555.73	Professional Service Industries
Fernway Building Renovation	Fernway	Building	5/29/2020	9620	\$4,678.00	\$4,678.00	\$4,678.00	Van Auken Akins Architects LLC
Fernway Building Enhancements	Fernway	Building	5/29/2020	9620	\$8,484.85	\$8,484.85	\$8,484.85	Van Auken Akins Architects LLC
Fernway Building Renovation	Fernway	Building	5/31/2020	9620	\$2,356,703.27	\$2,356,703.27	\$2,356,703.27	Gilbane Building Company
Project Management Services	Fernway	Building	5/31/2020	9620	\$12,626.62	\$12,626.62	\$12,626.62	Cleora Management
Testing and Inspection	Fernway	Building	6/19/2020	9620	\$106.66	\$106.66	\$106.66	Professional Service Industries
Fernway Building Renovation	Fernway	Building	6/30/2020	9620	\$10,157.29	\$10,157.29	\$10,157.29	Van Auken Akins Architects LLC
Fernway Building Enhancements	Fernway	Building	6/30/2020	9620	\$2,764.00	\$2,764.00	\$2,764.00	Van Auken Akins Architects LLC
Fernway Building Renovation	Fernway	Building	6/30/2020	9620	\$1,440,337.94	\$1,440,337.94	\$1,440,337.94	Gilbane Building Company
Project Management Services	Fernway	Building	6/30/2020	9620	\$13,843.50	\$13,843.50	\$13,843.50	Cleora Management
Testing and Inspection	Fernway	Building	6/30/2020	9620	\$130.87	\$130.87	\$130.87	Professional Service Industries
Testing and Inspection	Fernway	Building	7/31/2020	9620	\$4,555.00	\$4,555.00	\$4,555.00	Professional Service Industries
Project Management Services	Fernway	Building	7/31/2020	9620	\$14,976.50	\$14,976.50	\$14,976.50	Cleora Management
Fernway Building Renovation	Fernway	Building	7/31/2020	9620	\$903,410.70	\$903,410.70	\$903,410.70	Gilbane Building Company
Fernway Building Renovation	Fernway	Building	7/31/2020	9620	\$10,394.19	\$10,394.19	\$10,394.19	Van Auken Akins Architects LLC
Fernway Building Enhancements	Fernway	Building	7/31/2020	9620	\$2,764.00	\$2,764.00	\$2,764.00	Van Auken Akins Architects LLC
Project Management Services	Fernway	Building	8/31/2020	9620	\$14,414.12	\$14,414.12	\$14,414.12	Cleora Management
Fernway Building Renovation	Fernway	Building	8/31/2020	9620	\$462,039.29	\$462,039.29	\$462,039.29	Gilbane Building Company
Fernway Building Renovation	Fernway	Building	8/31/2020	9620	\$9,960.62	\$9,960.62	\$9,960.62	Van Auken Akins Architects LLC
Fernway Building Enhancements	Fernway	Building	8/31/2020	9620	\$5,791.91	\$5,791.91	\$5,791.91	Van Auken Akins Architects LLC
Fernway Building Renovation	Fernway	Building	9/30/2020	9620	\$8,654.98	\$8,654.98	\$8,654.98	Van Auken Akins Architects LLC
Project Management Services	Fernway	Building	9/30/2020	9620	\$4,479.75	\$4,479.75	\$4,479.75	Cleora Management
Testing and Inspection Refund	Fernway	Building	10/31/2020	9620	(\$2,948.00)	(\$2,948.00)	(\$2,948.00)	Professional Service Industries
Fernway Building Renovation	Fernway	Building	11/3/2020	9620	\$6,611.25	\$6,611.25	\$6,611.25	Van Auken Akins Architects LLC
Project Management Services	Fernway	Building	1/31/2021	9620	\$3,564.00	\$3,564.00	\$3,564.00	Cleora Management
Project Management Services	Fernway	Building	2/23/2021	9620	\$4,581.62	\$4,581.62	\$4,581.62	Cleora Management

OTHER

PROJECT December 31 2018	BUILDING	Land, Building Vehicles, F&E	CHECK DATE	SPECIAL COST CENTER	ESTIMATED COST	ACTUAL COST MTD	ACTUAL COST TO DATE	CONTRACTOR/ VENDOR
Fernway Building Renovation	Fernway	Building	2/23/2021	9620	\$147,097.95	\$147,097.95	\$147,097.95	Gilbane Building Company
Correct Pay Apps	District	Building	2/28/2021	9400	\$539,943.34	\$539,943.34	\$539,943.34	Gilbane Building Company
Civil & Landscaping Services	Fernway	Land Imp.	4/30/2021	9620	\$1,916.00	\$1,916.00	\$1,916.00	Van Auken Akins Architects LLC
Fernway Building Renovation	Fernway	Building	5/21/2021	9620	\$93,463.07	\$93,463.07	\$93,463.07	Gilbane Building Company
Bond/FE Projects Correction	Fernway	Building	6/22/2021	9620	\$5,270.31	\$5,270.31	\$5,270.31	Van Auken Akins Architects LLC
Fernway Building Renovation	Fernway	Building	6/30/2021	9620	\$24,121.59	\$24,121.59	\$24,121.59	Gilbane Building Company
Bond Projects Adj	District	Building	6/30/2021	9620	(\$447,358.74)	(\$447,358.74)	(\$447,358.74)	Gilbane Building Company
Bond Projects Adj	District	Building	6/30/2021	9620	(\$48,385.64)	(\$48,385.64)	(\$48,385.64)	Gilbane Building Company
AASL FY21 Library Grant								
Library Purchases for FE	Fernway	F&E	10/30/2020	9121	\$10,213.31	\$10,213.31	\$10,213.31	Follett Library Resources
Library Purchases for FE	Fernway	F&E	11/30/2020	9121	\$2,909.59	\$2,909.59	\$2,909.59	Follett Library Resources
Library Purchases for FE	Fernway	F&E	12/31/2020	9121	\$250.52	\$250.52	\$250.52	Follett Library Resources
Library Purchases for FE	Fernway	F&E	1/15/2021	9121	\$9.75	\$9.75	\$9.75	Follett Library Resources
Library Purchases for FE	Fernway	F&E	2/19/2021	9121	\$1,485.63	\$1,485.63	\$1,485.63	Follett Library Resources
Print Purchases for FE	Fernway	F&E	3/12/2021	9121	\$2,496.25	\$2,496.25	\$2,496.25	Follett Library Resources
Print Purchases for FE	Fernway	F&E	3/16/2021	9121	\$427.05	\$427.05	\$427.05	Follett Library Resources
Print Purchases for FE	Fernway	F&E	5/17/2021	9121	\$423.60	\$423.60	\$423.60	Follett Library Resources
Print Purchases for FE	Fernway	F&E	5/21/2021	9121	\$58.26	\$58.26	\$58.26	Follett Library Resources
Print Purchases for FE	Fernway	F&E	9/30/2021	9121	\$1,413.40	\$1,413.40	\$1,413.40	Follett Library Resources
Print Purchases for FE	Fernway	F&E	12/15/2021	9121	\$312.64	\$312.64	\$312.64	Follett Library Resources
Total Non-Bond - Other							\$31,410,791.82	

T# - Vehicle Trade In Reference

**NON-BOND SOURCES
SSF PROJECTS**

PROJECT December 31 2018	BUILDING	Land, Building Vehicles, F&E	CHECK DATE	SPECIAL COST CENTER	ESTIMATED COST	ACTUAL COST MTD	ACTUAL COST TO DATE	CONTRACTOR/ VENDOR
Peter's Garden								
excavation, furnishings, irrigation & landscaping	Onaway	Land Impr	11/14/2005	9164	\$106,007.28	\$106,007.28	\$106,007.28	Vizmeg Landscape Inc.
correction to SSF share for P's Garden	Onaway	Land Impr	6/30/2006	9164	(\$702.00)	(\$702.00)	(\$702.00)	transfer to nonbond fund SCC 9150
site improvement landscaping	Onaway	Land Impr	1/13/2006	9164	\$2,685.12	\$2,685.12	\$2,685.12	Vizmeg Landscape Inc.
site improvement landscaping	Onaway	Land Impr	1/27/2006	9164	\$5,485.60	\$5,485.60	\$5,485.60	Vizmeg Landscape Inc.
School Technology Projects								
reimbursement for 2 projectors	District	9165	6/30/2006	9165	\$1,688.00	\$1,688.00	\$1,688.00	reimb to District (SMART Ed Serv)
reimb for installation of 2 Smart bds	High School	F&E	6/30/2006	9165	\$3,007.00	\$3,007.00	\$3,007.00	reimb to District (SMART Ed Serv)
R&W contribtn for 12 flat monitors	Fernway	F&E	6/30/2006	9165	\$1,200.00	\$1,200.00	\$1,200.00	reimb to District (Dell Comp)
R&W contribtn for TV installations	Mercer	F&E	8/26/2006	9165	\$2,800.00	\$2,800.00	\$2,800.00	reimb to District (labor costs)
partial reimbursemnt for 4 projectors*	District	F&E	6/30/2006	9165	\$1,936.00	\$1,936.00	\$1,936.00	reimbursement to District
R&W contribtn toward 4 projectors*	District	F&E	6/30/2006	9165	\$1,259.05	\$1,259.05	\$1,259.05	reimbursement to District
R&W contribtn for 22 computers*	Middle School	F&E	6/30/2006	9165	\$19,584.00	\$19,584.00	\$19,584.00	reimbursement to District
R&W contribtn for 10 computers*	Lomond	F&E	7/18/2006	9165	\$9,546.00	\$9,546.00	\$9,546.00	reimb to District (Dell Comp)
R&W contribtn for sound system	Boulevard	F&E	5/19/2007	9165	\$389.00	\$389.00	\$389.00	reimbursement to District
R&W contribtn - projector & lamp	Boulevard	F&E	5/19/2007	9165	\$789.00	\$789.00	\$789.00	reimbursement to District
R&W contribtn for sound system	Fernway	F&E	5/19/2007	9165	\$389.00	\$389.00	\$389.00	reimbursement to District
R&W contribtn-2 projectors & lamps	Fernway	F&E	5/19/2007	9165	\$2,075.09	\$2,075.09	\$2,075.09	reimbursement to District
R&W contribtn-auditorium computer	Woodbury	F&E	5/19/2007	9165	\$726.00	\$726.00	\$726.00	reimbursement to District
Computer paid by SSF	Lomond	F&E	3/15/2008	9165	\$1,025.00	\$1,025.00	\$1,025.00	Shaker Schools Foundation
Computer paid by SSF	Lomond	F&E	3/15/2008	9165	\$2,694.00	\$2,694.00	\$2,694.00	Shaker Schools Foundation
construction documents-auditorium	Woodbury	Building	7/31/2006	9162	\$927.05	\$927.05	\$927.05	City Architecture
construction documents-auditorium	Woodbury	Building	12/20/2006	9162	\$1,414.73	\$1,414.73	\$1,414.73	City Architecture
Computer and Sound Equipment	District	F&E	10/31/2008	9167	\$26,278.98	\$26,278.98	\$26,278.98	Simon Technology Solutions
Sound System for Choir Room	High School	F&E	11/26/2008	9167	\$2,340.00	\$2,340.00	\$2,340.00	Sound Solutions
Installation labor	Onaway	F&E	1/9/2009	9167	\$1,057.50	\$1,057.50	\$1,057.50	Simon Technology Solutions
Installation labor	Boulevard	F&E	1/9/2009	9167	\$1,527.50	\$1,527.50	\$1,527.50	Simon Technology Solutions
Computer and Sound Equipment	District	F&E	3/6/2009	9167	\$46,360.61	\$46,360.61	\$46,360.61	Smart Ed. Services
Adjust coding - SmartBoard/Projector	District	F&E	4/29/2009	9167	\$4,658.00	\$4,658.00	\$4,658.00	Transfer from Technology
Adjust coding - Camera	District	F&E	4/29/2009	9167	\$636.00	\$636.00	\$636.00	Transfer from Technology
Distance learning equipment	District	F&E	7/24/2009	9167	\$3,003.48	\$3,003.48	\$3,003.48	Wide Area Media
Smartboards-ME, WO	District	F&E	5/28/2010	9167	\$6,265.00	\$6,265.00	\$6,265.00	Smart Ed. Services
Lecture Podium and Flag Poles	District	F&E	6/30/2010	9165	\$1,055.00	\$1,055.00	\$1,055.00	Shaker Schools Foundation
Smartboards-BO	Boulevard	F&E	8/5/2010	9167	\$7,589.00	\$7,589.00	\$7,589.00	Smart Ed. Services
Havorka-Laptop	District	F&E	9/30/2010	9165	\$1,200.00	\$1,200.00	\$1,200.00	Shaker Schools Foundation
Netbooks-MS	Middle School	F&E	9/30/2010	9167	\$1,055.70	\$1,055.70	\$1,055.70	Shaker Schools Foundation
Smartboards	District	F&E	9/30/2010	9167	\$18,180.00	\$18,180.00	\$18,180.00	Shaker Schools Foundation
Smartboards-ON	Onaway	F&E	9/30/2010	9167	\$3,134.00	\$3,134.00	\$3,134.00	Shaker Schools Foundation
Adjust Coding-Sound System	Onaway	F&E	6/6/2011	9167	\$1,588.00	\$1,588.00	\$1,588.00	Transfer from Technology
Adjust Coding-Poster Printer	Boulevard	F&E	6/6/2011	9167	\$1,682.50	\$1,682.50	\$1,682.50	Transfer from Technology
Adjust Coding-Small Aud Projector	High School	F&E	6/20/2011	9167	\$6,934.00	\$6,934.00	\$6,934.00	Transfer from Technology
Adjust Coding-Phys Ed Projector	Middle School	F&E	6/20/2011	9167	\$640.00	\$640.00	\$640.00	Transfer from Technology

Lar

SSF PROJECTS

PROJECT December 31 2018	BUILDING	Land, Building Vehicles, F&E	CHECK DATE	SPECIAL COST CENTER	ESTIMATED COST	ACTUAL COST MTD	ACTUAL COST TO DATE	CONTRACTOR/ VENDOR
Smartboard and Installation	Woodbury	F&E	8/30/2011	9167	\$9,500.00	\$9,500.00	\$9,500.00	Smart Ed. Services
Adjust Coding-Smartboard	High School	F&E	8/31/2011	9167	\$1,649.00	\$1,649.00	\$1,649.00	Transfer from Technology
Adjust Coding-Dell Netbook	High School	F&E	8/31/2011	9167	\$5,195.25	\$5,195.25	\$5,195.25	Transfer from Technology
Adjust Coding-Smartboards	District	F&E	10/31/2011	9167	\$24,308.00	\$24,308.00	\$24,308.00	Transfer from Technology
Adjust Coding-Dell Computers	District	F&E	10/31/2011	9167	\$9,350.00	\$9,350.00	\$9,350.00	Transfer from Technology
Laptop Cart	Middle School	F&E	10/27/2011	9167	\$1,201.20	\$1,201.20	\$1,201.20	Spectrum Industries
Smartboard and Installation	Middle School	F&E	11/11/2011	9167	\$1,802.00	\$1,802.00	\$1,802.00	Smart Ed. Services
Dell Laptop	Middle School	F&E	11/17/2011	9167	\$3,450.00	\$3,450.00	\$3,450.00	Dell Computer
Smartboards and Installation	Fernway	F&E	4/30/2012	9167	\$8,625.00	\$8,625.00	\$8,625.00	Dell Computer
Portable Document Camera	District	F&E	5/4/2012	9167	\$579.00	\$579.00	\$579.00	Easy Graphics Corp.
iPads and AppleCare	District	F&E	6/8/2012	9167	\$1,143.99	\$1,143.99	\$1,143.99	Apple Inc.
iPad and AppleCare	Middle School	F&E	7/11/2012	9167	\$598.00	\$598.00	\$598.00	Apple Inc.
AverVision Document Camera	Onaway	F&E	9/13/2012	9167	\$1,757.00	\$1,757.00	\$1,757.00	Easy Graphics Corp.
Smartboard and Installation	Middle School	F&E	9/20/2012	9167	\$3,586.00	\$3,586.00	\$3,586.00	Smart Ed. Services
Document Camera	Mercer	F&E	10/25/2012	9167	\$1,096.00	\$1,096.00	\$1,096.00	Easy Graphics Corp.
Smartboards and Installation	District	F&E	11/15/2012	9167	\$16,476.00	\$16,476.00	\$16,476.00	Smart Ed. Services
Turning Point NXT 26	Woodbury	F&E	11/29/2012	9167	\$8,586.95	\$8,586.95	\$8,586.95	Easy Graphics Corp.
Document Camera	Mercer	F&E	12/27/2012	9167	\$1,645.00	\$1,645.00	\$1,645.00	Easy Graphics Corp.
OptiPlex 790 Desktop PC	Boulevard	F&E	1/18/2013	9167	\$11,763.75	\$11,763.75	\$11,763.75	Dell Computer
Document Camera	Mercer	F&E	2/21/2013	9167	\$1,645.00	\$1,645.00	\$1,645.00	Easy Graphics Corp.
Document Camera	Mercer	F&E	3/28/2013	9167	\$552.00	\$552.00	\$552.00	Easy Graphics Corp.
Document Camera	High School	F&E	4/30/2013	9167	\$1,257.52	\$1,257.52	\$1,257.52	CDW*Government
Photoshop License	District	F&E	4/11/2013	9167	\$320.02	\$320.02	\$320.02	CDW*Government
Electronic Equipment	District	F&E	5/31/2013	9167	\$7,372.00	\$7,372.00	\$7,372.00	Schoolhouse Electronics, LLC
Document Camera	Mercer	F&E	7/31/2013	9167	\$1,674.00	\$1,674.00	\$1,674.00	Easy Graphics Corp.
License & Development Plan	Woodbury	F&E	8/22/2013	9167	\$2,715.00	\$2,715.00	\$2,715.00	Easy Graphics Corp.
Turning Point Set & Doc Camera	District	F&E	9/19/2013	9167	\$7,359.20	\$7,359.20	\$7,359.20	Easy Graphics Corp.
Smartboards	Middle School	F&E	9/19/2013	9167	\$7,945.00	\$7,945.00	\$7,945.00	Tierney Brothers, Inc
Document Camera	Onaway	F&E	9/26/2013	9167	\$1,178.00	\$1,178.00	\$1,178.00	Easy Graphics Corp.
Adjust Coding-Artboards	District	F&E	9/22/2013	9167	\$3,618.77	\$3,618.77	\$3,618.77	Transfer from Technology
Smartboard Installation	Middle School	F&E	10/9/2013	9167	\$1,610.00	\$1,610.00	\$1,610.00	Tierney Brothers, Inc
Document Camera	Onaway	F&E	11/8/2013	9167	\$579.00	\$579.00	\$579.00	Easy Graphics Corp.
Document Camera	Onaway	F&E	11/14/2013	9167	\$594.00	\$594.00	\$594.00	Easy Graphics Corp.
3D Printer	High School	F&E	11/14/2013	9167	\$2,627.19	\$2,627.19	\$2,627.19	Makerbot Industries
Hardware Support	Woodbury	F&E	12/19/2013	9167	\$1,275.00	\$1,275.00	\$1,275.00	CDW*Government
Document Camera	Onaway	F&E	12/31/2013	9167	\$1,181.50	\$1,181.50	\$1,181.50	Easy Graphics Corp.
Laptop Cart	Woodbury	F&E	12/13/2013	9167	\$9,190.79	\$9,190.79	\$9,190.79	CDW*Government
Electronic Equipment	Middle School	F&E	12/13/2013	9167	\$2,580.00	\$2,580.00	\$2,580.00	Schoolhouse Electronics, LLC
Digital Camera	Mercer	F&E	1/24/2014	9167	\$273.95	\$273.95	\$273.95	Amazon.com
Smartboard and Installation	High School	F&E	1/17/2014	9167	\$1,821.00	\$1,821.00	\$1,821.00	Tierney Brothers, Inc
HP Care Pack Hardware Support	Mercer	F&E	6/30/2014	9167	\$2,669.05	\$2,669.05	\$2,669.05	CDW*Government
Computer Equipment & Warranty	Fernway	F&E	7/31/2014	9167	\$11,925.44	\$11,925.44	\$11,925.44	CDW*Government
iPad Mini and AppleCare	Onaway	F&E	11/20/2014	9167	\$2,868.00	\$2,868.00	\$2,868.00	Apple Inc.
Document Cameras	Onaway	F&E	12/11/2014	9167	\$1,194.00	\$1,194.00	\$1,194.00	Easy Graphics Corp.
Smartboards and Service	Woodbury	F&E	12/29/2014	9167	\$4,198.50	\$4,198.50	\$4,198.50	Tierney Brothers, Inc

SSF PROJECTS

PROJECT December 31 2018	BUILDING	Land, Building Vehicles, F&E	CHECK DATE	SPECIAL COST CENTER	ESTIMATED COST	ACTUAL COST MTD	ACTUAL COST TO DATE	CONTRACTOR/ VENDOR
Smartboards	Mercer	F&E	1/22/2015	9167	\$2,198.00	\$2,198.00	\$2,198.00	Tierney Brothers, Inc
Smartboard Mount	Mercer	F&E	2/23/2015	9167	\$349.00	\$349.00	\$349.00	Tierney Brothers, Inc
Smartboard Mount and Service	Mercer	F&E	4/16/2015	9167	\$760.00	\$760.00	\$760.00	Tierney Brothers, Inc
Document Camera	Middle School	F&E	5/21/2015	9167	\$2,725.00	\$2,725.00	\$2,725.00	Easy Graphics Corp.
Digital Cameras and Flash Drives	Lomond	F&E	10/10/2015	9167	\$2,439.60	\$2,439.60	\$2,439.60	Amazon.com
Document Cameras	District	F&E	11/30/2015	9167	\$842.00	\$842.00	\$842.00	Easy Graphics Corp.
Projector, equipment & installation	Onaway	F&E	12/10/2015	9167	\$2,855.17	\$2,855.17	\$2,855.17	Tierney Brothers, Inc
Chromebooks	District	F&E	4/30/2016	9167	\$65,044.00	\$65,044.00	\$65,044.00	CDW*Government
Chromebooks	District	F&E	6/30/2016	9167	\$8,999.98	\$8,999.98	\$8,999.98	CDI Computer Dealers Inc
Charging Station	Boulevard	F&E	9/15/2016	9167	\$1,639.62	\$1,639.62	\$1,639.62	School Outfitters
Chromebooks	District	F&E	11/10/2016	9167	\$23,340.04	\$23,340.04	\$23,340.04	CDI Computer Dealers Inc
Smartboard and mount	Mercer	F&E	11/10/2016	9167	\$538.00	\$538.00	\$538.00	Tierney Brothers, Inc
Sound System	Woodbury	F&E	12/8/2016	9167	\$2,198.00	\$2,198.00	\$2,198.00	Tierney Brothers, Inc
Smartboard	Mercer	F&E	12/8/2016	9167	\$1,479.00	\$1,479.00	\$1,479.00	Tierney Brothers, Inc
Software Licenses	Mercer	F&E	2/28/2017	9167	\$989.55	\$989.55	\$989.55	Learning A-Z
Pugmill-Clay Machine	Woodbury	F&E	5/4/2017	9167	\$4,499.00	\$4,499.00	\$4,499.00	Sheffield Pottery
Zing Laser Cutter	Middle School	F&E	6/29/2017	9167	\$3,563.72	\$3,563.72	\$3,563.72	Buckeye Educational Systems
Correction of prior period expense		F&E	12/31/2017	9165	\$94,742.74	\$94,742.74	\$94,742.74	Move exp from SCC 9150
Correction of prior period expense		F&E	12/31/2017	9167	\$33,244.34	\$33,244.34	\$33,244.34	Move exp from SCC 9150
iPad cases for HS Music	High School	F&E	3/10/2018	9167	\$161.92	\$161.92	\$161.92	Amazon.com
iPad and AppleCare	High School	F&E	4/13/2018	9167	\$1,194.00	\$1,194.00	\$1,194.00	Apple Inc.
iPad reimbursement	Boulevard	F&E	5/11/2018	9167	(\$135.00)	(\$135.00)	(\$135.00)	SSF Grant
iPad and AppleCare	Boulevard	F&E	6/12/2018	9167	\$378.00	\$378.00	\$378.00	Apple Inc.
Newsela Subscription	Woodbury	F&E	11/29/2018	9167	\$3,000.00	\$3,000.00	\$3,000.00	Newsela, Inc
Computer for Art Room	High School	F&E	1/11/2019	9167	\$1,185.97	\$1,185.97	\$1,185.97	Dell Computer
Cables for Art Room Computer	High School	F&E	1/17/2019	9167	\$874.21	\$874.21	\$874.21	Cable Communications
Read & Write Subscription	District	F&E	2/28/2019	9167	\$12,176.80	\$12,176.80	\$12,176.80	Textheld, Inc.
OptiPlex Desktop Computers	High School	F&E	7/31/2019	9167	\$2,000.57	\$2,000.57	\$2,000.57	Dell Computer
eSports Club Equipment	High School	F&E	9/10/2019	9167	\$844.88	\$844.88	\$844.88	Microcenter
eSports Club Equipment	High School	F&E	10/10/2019	9167	\$466.97	\$466.97	\$466.97	Amazon.com
3D Printer	High School	F&E	11/30/2019	9167	\$5,001.26	\$5,001.26	\$5,001.26	Form Labs, Inc
3D Printer Software	High School	F&E	12/10/2019	9167	\$585.00	\$585.00	\$585.00	Robert McNeel & Associates
Art iPads	High School	F&E	12/10/2019	9167	\$2,438.94	\$2,438.94	\$2,438.94	Amazon.com
SAM labs	Mercer	F&E	2/28/2020	9167	\$3,798.00	\$3,798.00	\$3,798.00	SAM labs Inc.
iPod Touch & Applecare	Woodbury	F&E	2/28/2020	9167	\$3,870.00	\$3,870.00	\$3,870.00	Apple Inc.
iPad cases	Woodbury	F&E	3/31/2020	9167	\$134.70	\$134.70	\$134.70	Apple Inc.
Dell Laptop	High School	F&E	3/31/2020	9167	\$36,118.00	\$36,118.00	\$36,118.00	Dell Computer
Hot Spot-COVID-19	District	F&E	6/30/2020	9167	\$20,755.00	\$20,755.00	\$20,755.00	Sprint
Dell Laptop-Reclassify	High School	F&E	6/30/2020	9167	(\$36,118.00)	(\$36,118.00)	(\$36,118.00)	Dell Computer
Applecare for schools	District	F&E	11/30/2020	9167	\$545.00	\$545.00	\$545.00	Apple Inc.
iPad cases	High School	F&E	12/30/2020	9167	\$384.55	\$384.55	\$384.55	Amazon.com
iPads	High School	F&E	1/15/2021	9167	\$1,995.00	\$1,995.00	\$1,995.00	Apple Inc.
HS Weight Room Equipment	High School	F&E	4/30/2021	9167	\$2,208.00	\$2,208.00	\$2,208.00	Dynamic Fitness & Strength LLC
iMac's & iPads	High School	F&E	8/31/2021	9167	\$5,251.00	\$5,251.00	\$5,251.00	Apple Inc.
Dash Robots-Design lab	Lomond	F&E	11/10/2021	9167	\$3,599.76	\$3,599.76	\$3,599.76	Wonder Workshop

SSF PROJECTS

PROJECT December 31 2018	BUILDING	Land, Building Vehicles, F&E	CHECK DATE	SPECIAL COST CENTER	ESTIMATED COST	ACTUAL COST MTD	ACTUAL COST TO DATE	CONTRACTOR/ VENDOR
Design Lab	Lomond	F&E	11/10/2021	9167	\$2,499.00	\$2,499.00	\$2,499.00	Tangible Play
iPad Case-Design Lab	Boulevard	F&E	11/30/2021	9167	\$309.50	\$309.50	\$309.50	UZBL
Techtub-Design lab	Boulevard	F&E	11/30/2021	9167	\$345.00	\$345.00	\$345.00	Tierney Brothers, Inc
Design Lab / STEM Kits	Boulevard	F&E	11/30/2021	9167	\$139.99	\$139.99	\$139.99	Amazon.com
Design Lab / STEM Kits	Boulevard	F&E	11/30/2021	9167	\$536.65	\$536.65	\$536.65	Elenco Electronics
Design Lab / STEM Kits	Boulevard	F&E	11/30/2021	9167	\$708.01	\$708.01	\$708.01	Makey Makey
Design Lab / STEM Kits	Boulevard	F&E	11/30/2021	9167	\$3,160.00	\$3,160.00	\$3,160.00	Strawbees STEAM
Design Lab	Lomond	F&E	12/10/2021	9167	\$1,509.00	\$1,509.00	\$1,509.00	CDW
iPad Apps	Lomond	F&E	12/29/2021	9167	\$49.80	\$49.80	\$49.80	American Express
Lego Edu / Design Lab	Boulevard	F&E	12/29/2021	9167	\$1,099.80	\$1,099.80	\$1,099.80	American Express
Design Lab	Lomond	F&E	12/10/2021	9167	\$6,310.40	\$6,310.40	\$6,310.40	Tierney Brothers, Inc
Design Lab	Boulevard	F&E	12/10/2021	9167	\$6,310.38	\$6,310.38	\$6,310.38	Tierney Brothers, Inc
iPads / Design Lab	Boulevard	F&E	12/31/2021	9167	\$4,030.00	\$4,030.00	\$4,030.00	Apple Inc.
iPads / Design Lab	Lomond	F&E	12/31/2021	9167	\$6,070.00	\$6,070.00	\$6,070.00	Apple Inc.
iPad Cases	Boulevard	F&E	1/24/2022	9167	\$39.95	\$39.95	\$39.95	Amazon.com
Design Lab	Lomond	F&E	1/28/2022	9167	\$164.85	\$164.85	\$164.85	Microcenter
Design Lab	Lomond	F&E	1/31/2022	9167	(\$21,482.80)	(\$21,482.80)	(\$21,482.80)	SSF Grant
Design Lab	Boulevard	F&E	1/31/2022	9167	(\$14,570.59)	(\$14,570.59)	(\$14,570.59)	SSF Grant
Design Lab	Woodbury	F&E	3/29/2022	9167	\$5,916.02	\$5,916.02	\$5,916.02	Tierney Brothers, Inc
iPads / Design Lab	Fernway	F&E	5/20/2022	9167	\$8,370.00	\$8,370.00	\$8,370.00	Apple Inc.
Repair Tool Kit	High School	F&E	6/30/2022	9167	\$49.98	\$49.98	\$49.98	MicroCenter
iPads / Design Lab	Fernway	F&E	11/30/2022	9167	\$172.00	\$172.00	\$172.00	Apple Inc.
SSF Tech-Shaker's First Class								
iPads and AppleCare	District	F&E	5/20/2016	9165	\$13,460.00	\$13,460.00	\$13,460.00	Apple Inc.
iPad charging dock	District	F&E	6/20/2016	9165	\$1,203.28	\$1,203.28	\$1,203.28	CDW*Government
iPad cases	District	F&E	6/23/2016	9165	\$1,009.80	\$1,009.80	\$1,009.80	CDW*Government
Document Cameras	District	F&E	6/23/2016	9165	\$563.00	\$563.00	\$563.00	Easy Graphics Corp.
Books	District	F&E	8/25/2016	9165	\$333.98	\$333.98	\$333.98	Lakeshore Learning Materials
Books	District	F&E	9/15/2016	9165	\$132.30	\$132.30	\$132.30	DEMCO
Books	District	F&E	9/9/2016	9165	\$354.90	\$354.90	\$354.90	The Library Store, Inc
High School Large Auditorium								
SSF share of total cost	High School	Building	2/29/2008	9166	\$800,000.00	\$800,000.00	\$800,000.00	Shaker Schools Foundation
SSF share of total cost	High School	Building	7/31/2008	9166	\$70,000.00	\$70,000.00	\$70,000.00	Shaker Schools Foundation
SSF share of total cost	High School	Building	6/30/2010	9166	\$100,000.00	\$100,000.00	\$100,000.00	Shaker Schools Foundation
SSF share of total cost	High School	Building	3/31/2012	9166	\$68,125.30	\$68,125.30	\$68,125.30	SSF (10/31/2009)
Craig Stout Technology Projects								
Computer and Sound Equipment	Library	F&E	9/11/2008	9168	\$15,591.00	\$15,591.00	\$15,591.00	Easy Graphics Corp.
Document Cameras	District	F&E	11/25/2008	9168	\$2,661.08	\$2,661.08	\$2,661.08	CDW*Government Inc
Computer and Sound Equipment	District	F&E	3/6/2009	9168	\$74,777.07	\$74,777.07	\$74,777.07	Smart Ed. Services
Turning Point-Receiver, Case, Card	District	F&E	12/15/2011	9168	\$642.00	\$642.00	\$642.00	Easy Graphics Corp.
eInstruction Mobi System	High School	F&E	1/19/2012	9168	\$1,398.00	\$1,398.00	\$1,398.00	CIM Technology Solutions
Kindles**	District	F&E	12/9/2011	9168	\$594.00	\$594.00	\$594.00	Corr. Posting-From Fund 001 Tech.
Distribution of Posting**	District	F&E	3/6/2009	9168	\$3,873.00	\$3,873.00	\$3,873.00	Corr. Posting-From Fund 001 Tech.
Distribution of Posting**	District	F&E	5/22/2009	9168	\$5,097.85	\$5,097.85	\$5,097.85	Corr. Posting-From Fund 001 Tech.

SSF PROJECTS

PROJECT December 31 2018	BUILDING	Land, Building Vehicles, F&E	CHECK DATE	SPECIAL COST CENTER	ESTIMATED COST	ACTUAL COST MTD	ACTUAL COST TO DATE	CONTRACTOR/ VENDOR
High School Planetarium Project								
Planetarium Projection System	High School	F&E	6/27/2013	9164	\$86,572.50	\$86,572.50	\$86,572.50	Spitz, Inc.
Planetarium Projection System	High School	F&E	10/31/2013	9164	\$58,872.50	\$58,872.50	\$58,872.50	Spitz, Inc.
Planetarium Projection System	High School	F&E	10/31/2013	9167	\$6,000.00	\$6,000.00	\$6,000.00	Spitz, Inc.
Planetarium Projection System	High School	F&E	4/30/2014	9164	\$4,555.00	\$4,555.00	\$4,555.00	Corr. Posting-From 004-9150
HS Weight Room								
HS Weight Room Equipment	High School	F&E	2/22/2021	9165	\$131,416.67	\$131,416.67	\$131,416.67	Dynamic Fitness & Strength LLC
HS Weight Room Equipment Freight	High School	F&E	7/30/2021	9165	\$233.56	\$233.56	\$233.56	Fed Ex
HS Weight Room Equipment	High School	F&E	11/30/2021	9165	\$60,366.44	\$60,366.44	\$60,366.44	Dynamic Fitness & Strength LLC
WO Sublimation Printer								
Sublimation Printer	Woodbury	F&E	9/30/2021	9165	\$2,454.64	\$2,454.64	\$2,454.64	Conde Systems
Poster Maker & Kit	Woodbury	F&E	6/30/2022	9165	\$5,378.17	\$5,378.17	\$5,378.17	Bright White Paper
IC Digital Design lab & Studio								
Mobile Digital Design Lab	IC	F&E	3/24/2022	9165	\$9,356.92	\$9,356.92	\$9,356.92	B&H Photo
Podcasting Studio Supplies	IC	F&E	3/24/2022	9165	\$3,178.26	\$3,178.26	\$3,178.26	B&H Photo
Podcasting Studio Supplies	IC	F&E	4/19/2022	9165	\$162.00	\$162.00	\$162.00	Guitar Center
Podcasting Studio Supplies	IC	F&E	4/28/2022	9165	\$4,581.20	\$4,581.20	\$4,581.20	Guitar Center
Podcasting Studio Supplies	IC	F&E	4/30/2022	9165	\$238.96	\$238.96	\$238.96	Guitar Center
Podcasting Studio Supplies	IC	F&E	5/31/2022	9165	\$3,616.33	\$3,616.33	\$3,616.33	B&H Photo
Podcasting Studio Supplies	IC	F&E	6/30/2022	9165	(\$478.60)	(\$478.60)	(\$478.60)	Exp to Fund 001
Personalized Learning Center Donor Support								
Laptops and Projectors	PLC	F&E	6/26/2014	9315	\$3,232.93	\$3,232.93	\$3,232.93	CDW*Government
Equipment Cart and marker Board	PLC	F&E	6/26/2014	9315	\$973.28	\$973.28	\$973.28	DEMCO, Inc.
Telephones, Licenses & Equipment	PLC	F&E	6/26/2014	9315	\$9,091.00	\$9,091.00	\$9,091.00	Information Systems Integration
Computer Equipment	PLC	F&E	7/10/2014	9315	\$2,568.85	\$2,568.85	\$2,568.85	Various online stores
iPad	PLC	F&E	7/18/2014	9315	\$4,580.00	\$4,580.00	\$4,580.00	Apple Store
Computer Equipment & Service	PLC	F&E	8/22/2014	9315	\$23,629.49	\$23,629.49	\$23,629.49	CDW*Government
Furniture	PLC	F&E	8/31/2014	9315	\$36,547.91	\$36,547.91	\$36,547.91	Ohio Desk
Projection Screen Wall Brackets	PLC	F&E	8/10/2014	9315	\$24.06	\$24.06	\$24.06	CDW*Government
Flat Screen TV and Mount	PLC	F&E	8/10/2014	9315	\$939.58	\$939.58	\$939.58	Best Buy
Backpacks for IC students	PLC	F&E	9/10/2014	9315	\$900.00	\$900.00	\$900.00	Bags in Bulk
Smartboard	PLC	F&E	9/26/2014	9315	\$3,001.00	\$3,001.00	\$3,001.00	Tierney Brothers, Inc
Office Chairs	PLC	F&E	9/26/2014	9315	\$312.00	\$312.00	\$312.00	Independence Business Supply
Bronze Plaques	PLC	F&E	9/26/2014	9315	\$5,430.00	\$5,430.00	\$5,430.00	Carrollgraphics
Cable infrastructure and equipment	PLC	F&E	9/26/2014	9315	\$10,539.09	\$10,539.09	\$10,539.09	Cable Communications
Architectural Services	PLC	F&E	9/16/2014	9315	\$15,556.75	\$15,556.75	\$15,556.75	Neville Architects
Tables and Chairs	PLC	F&E	9/16/2014	9315	\$11,495.00	\$11,495.00	\$11,495.00	Contract Source Inc
Signage	PLC	F&E	10/9/2014	9315	\$206.00	\$206.00	\$206.00	Carrollgraphics
Desktop Computers	PLC	F&E	10/16/2014	9315	\$3,858.35	\$3,858.35	\$3,858.35	Chicago Micro
Tables and Chairs	PLC	F&E	10/30/2014	9315	\$2,489.54	\$2,489.54	\$2,489.54	Ohio Desk
Storage Cabinets	PLC	F&E	10/10/2014	9315	\$625.15	\$625.15	\$625.15	Independence Business Supply
Bulletin Boards	PLC	F&E	10/10/2014	9315	\$291.87	\$291.87	\$291.87	Independence Business Supply

SSF PROJECTS

PROJECT December 31 2018	BUILDING	Land, Building Vehicles, F&E	CHECK DATE	SPECIAL COST CENTER	ESTIMATED COST	ACTUAL COST MTD	ACTUAL COST TO DATE	CONTRACTOR/ VENDOR
Headphones	PLC	F&E	10/29/2014	9315	\$490.80	\$490.80	\$490.80	CDW*Government
Tables	PLC	F&E	11/6/2014	9315	\$1,818.88	\$1,818.88	\$1,818.88	Ohio Desk
Chair	PLC	F&E	11/20/2014	9315	\$312.00	\$312.00	\$312.00	Independence Business Supply
Display Integration Services	PLC	F&E	11/20/2014	9315	\$894.94	\$894.94	\$894.94	Tierney Brothers, Inc
Table	PLC	F&E	11/30/2014	9315	\$548.50	\$548.50	\$548.50	Ohio Desk
Folding Tables	PLC	F&E	12/18/2014	9315	\$496.16	\$496.16	\$496.16	Ohio Desk
File drawers	PLC	F&E	12/10/2014	9315	\$275.97	\$275.97	\$275.97	Independence Business Supply
Architectural Services	PLC	F&E	12/29/2014	9315	\$20,439.60	\$20,439.60	\$20,439.60	Neville Architects
Smartboard Warranty	PLC	F&E	1/22/2015	9315	\$69.00	\$69.00	\$69.00	Tierney Brothers, Inc
Cable infrastructure and equipment	PLC	F&E	5/31/2015	9315	(\$10,539.09)	(\$10,539.09)	(\$10,539.09)	Cable Communications
Desktop Computers	PLC	F&E	5/31/2015	9315	(\$3,858.35)	(\$3,858.35)	(\$3,858.35)	Chicago Micro
Architectural Services	PLC	F&E	5/31/2015	9315	(\$15,556.75)	(\$15,556.75)	(\$15,556.75)	Neville Architects
Architectural Services	PLC	F&E	5/31/2015	9315	(\$20,439.60)	(\$20,439.60)	(\$20,439.60)	Neville Architects
Overage on furniture	PLC	F&E	5/31/2015	9315	(\$2,343.91)	(\$2,343.91)	(\$2,343.91)	Various
Architectural Services	PLC	F&E	8/21/2015	9315	\$1,647.50	\$1,647.50	\$1,647.50	Neville Architects
Architectural Services	PLC	F&E	8/21/2015	9315	(\$1,647.50)	(\$1,647.50)	(\$1,647.50)	Neville Architects
General Projects								
Reading Books	District	F&E	6/8/2012	9182	\$975.22	\$975.22	\$975.22	Scholastic Magazines
Total SSF Projects							\$2,475,740.82	

* expense reclassified to Bond Fund from General Fund in Jan '07

** expense reclassified to SCC 9168 from General Fund in June '12

FY2018 BOND ISSUE

PROJECT	BUILDING	Land Impr., Building, Vehicles, F&E	CHECK DATE	SPECIAL COST CENTER	ESTIMATED COST	ACTUAL COST MTD	ACTUAL COST TO DATE	CONTRACTOR/ VENDOR
<u>FY18 Bond \$20.1 MM - SCC 9400</u>								
ON & HS Parking Lots	District	Land Impr.	2/16/2018	9400	\$7,643.80	\$7,643.80	\$7,643.80	Van Auken Akins Architects LLC
Professional Design Services	District	Building	3/12/2018	9400	\$210,273.14	\$210,273.14	\$210,273.14	Legat Architects, Inc
Onaway Parking Lot	Onaway	Land Impr.	4/12/2018	9400	\$21,676.55	\$21,676.55	\$21,676.55	Van Auken Akins Architects LLC
High School South Parking Lot	High School	Land Impr.	4/12/2018	9400	\$10,397.60	\$10,397.60	\$10,397.60	Van Auken Akins Architects LLC
High School Boiler	High School	F&E	4/30/2018	9400	\$92,976.80	\$92,976.80	\$92,976.80	DB Johnson Company
Elevator Renovation	High School	F&E	5/11/2018	9400	\$80,940.00	\$80,940.00	\$80,940.00	Lakeland Management Systems Inc
High School Parking Lot	High School	Land Impr.	5/11/2018	9400	\$3,083.08	\$3,083.08	\$3,083.08	Van Auken Akins Architects LLC
Onaway Parking Lot	Onaway	Land Impr.	5/11/2018	9400	\$8,475.81	\$8,475.81	\$8,475.81	Van Auken Akins Architects LLC
Construction Site Stormwater Permit	Onaway	Land Impr.	5/17/2018	9400	\$200.00	\$200.00	\$200.00	Treasurer, State of Ohio (Ohio EPA)
Facilities Improvement	District	Building	6/7/2018	9400	\$70,949.51	\$70,949.51	\$70,949.51	Legat Architects, Inc
Facilities Improvement	District	Building	6/14/2018	9400	\$70,337.52	\$70,337.52	\$70,337.52	Legat Architects, Inc
Elevator Modification	High School	F&E	6/28/2018	9400	\$45,080.00	\$45,080.00	\$45,080.00	Lakeland Management Systems Inc
High School Parking Lot	High School	Land Impr.	6/28/2018	9400	\$1,890.00	\$1,890.00	\$1,890.00	Van Auken Akins Architects LLC
Onaway Parking Lot	Onaway	Land Impr.	6/28/2018	9400	\$2,482.75	\$2,482.75	\$2,482.75	Van Auken Akins Architects LLC
High School Boiler	High School	F&E	6/28/2018	9400	\$146,106.40	\$146,106.40	\$146,106.40	DB Johnson Company
High School Parking Lot	High School	Land Impr.	6/30/2018	9400	\$2,663.63	\$2,663.63	\$2,663.63	Van Auken Akins Architects LLC
BO Security Upgrades	Boulevard	F&E	7/24/2018	9400	\$42,250.31	\$42,250.31	\$42,250.31	Bailey Communications, Inc.
HS Security Upgrades	High School	F&E	7/24/2018	9400	\$42,250.32	\$42,250.32	\$42,250.32	Bailey Communications, Inc.
HS Foundation & Wall Repair	High School	Building	7/24/2018	9400	\$71,691.00	\$71,691.00	\$71,691.00	Lakeland Management Systems Inc
ON Foundation & Wall Repair	Onaway	Building	7/24/2018	9400	\$36,753.00	\$36,753.00	\$36,753.00	Lakeland Management Systems Inc
ME Renovation of Classroom Space	Mercer	Building	7/24/2018	9400	\$43,440.00	\$43,440.00	\$43,440.00	Lakeland Management Systems Inc
Elevator Modification	High School	F&E	7/24/2018	9400	\$40,963.00	\$40,963.00	\$40,963.00	Lakeland Management Systems Inc
Pilot Classroom Renovations	District	F&E	7/24/2018	9400	\$67,609.70	\$67,609.70	\$67,609.70	Sterling Professional Group
High School Parking Lot Improvements	High School	Land Impr.	7/31/2018	9400	\$88,780.00	\$88,780.00	\$88,780.00	Chagrin Valley Paving
Onaway Parking Lot	Onaway	Land Impr.	7/31/2018	9400	\$64,814.00	\$64,814.00	\$64,814.00	Chagrin Valley Paving
Professional Design Services	District	Building	7/31/2018	9400	\$10,699.80	\$10,699.80	\$10,699.80	Legat Architects, Inc
Onaway Parking Lot	Onaway	Land Impr.	7/31/2018	9400	\$4,157.19	\$4,157.19	\$4,157.19	Van Auken Akins Architects LLC
Woodbury Elementary Roof Replacement	Woodbury	Building	8/8/2018	9400	\$271,637.68	\$271,637.68	\$271,637.68	Garland/DBS, Inc.
Onaway Elementary School Roof	Onaway	Building	8/8/2018	9400	\$52,029.60	\$52,029.60	\$52,029.60	Garland/DBS, Inc.
High School Parking Lot	High School	Land Impr.	8/8/2018	9400	\$85,272.24	\$85,272.24	\$85,272.24	Chagrin Valley Paving
Onaway Parking Lot	Onaway	Land Impr.	8/8/2018	9400	\$296,588.95	\$296,588.95	\$296,588.95	Chagrin Valley Paving
High School Water Line	High School	Land Impr.	8/8/2018	9400	\$33,869.70	\$33,869.70	\$33,869.70	Chagrin Valley Paving
Onaway Sidewalk and Curb	Onaway	Land Impr.	8/8/2018	9400	\$2,839.42	\$2,839.42	\$2,839.42	Chagrin Valley Paving
High School Parking Lot	High School	Land Impr.	8/8/2018	9400	\$10,220.14	\$10,220.14	\$10,220.14	Chagrin Valley Paving
High School Parking Lot	High School	Land Impr.	8/8/2018	9400	\$46,422.82	\$46,422.82	\$46,422.82	Chagrin Valley Paving
District Wide Niagara Automation Sys	District	Building	8/14/2018	9400	\$109,271.70	\$109,271.70	\$109,271.70	Gardiner Service Company
High School and Blvd Security upgrades	HS/Blvd	Building	8/14/2018	9400	\$66,213.78	\$66,213.78	\$66,213.78	Bailey Communications, Inc.
Pilot Classroom Renovations	District	Building	8/18/2018	9400	\$15,916.00	\$15,916.00	\$15,916.00	Sterling Professional Group
High School and Blvd Roof Repair	HS/Blvd	Building	8/18/2018	9400	\$235,580.00	\$235,580.00	\$235,580.00	Lakeland Management Systems Inc
High School Boiler	High School	Building	8/18/2018	9400	\$26,564.80	\$26,564.80	\$26,564.80	DB Johnson Company
Middle School Painting	Middle School	Building	8/18/2018	9400	\$6,565.00	\$6,565.00	\$6,565.00	Kastra, LLC
High School Elevator Modernization	High School	Building	8/18/2018	9400	\$69,299.00	\$69,299.00	\$69,299.00	Lakeland Management Systems Inc
Mercer Classroom Renovation	Mercer	Building	8/18/2018	9400	\$26,942.00	\$26,942.00	\$26,942.00	Lakeland Management Systems Inc
HS Foundation & Wall Repair	High School	Building	8/18/2018	9400	\$85,409.00	\$85,409.00	\$85,409.00	Lakeland Management Systems Inc
ON Foundation & Wall Repair	Onaway	Building	8/18/2018	9400	\$16,115.00	\$16,115.00	\$16,115.00	Lakeland Management Systems Inc

FY2018 BOND ISSUE

PROJECT	BUILDING	Land Impr., Building, Vehicles, F&E	CHECK DATE	SPECIAL COST CENTER	ESTIMATED COST	ACTUAL COST MTD	ACTUAL COST TO DATE	CONTRACTOR/ VENDOR
High School Boiler	High School	Building	8/18/2018	9400	\$517,960.00	\$517,960.00	\$517,960.00	ABC Piping, CO.
Middle School Painting	Middle School	Building	8/23/2018	9400	\$157,560.00	\$157,560.00	\$157,560.00	Kastra, LLC
Professional Design Services	District	Building	8/23/2018	9400	\$22,155.00	\$22,155.00	\$22,155.00	Legat Architects, Inc
High School Abatement	High School	Building	8/23/2018	9400	\$26,240.00	\$26,240.00	\$26,240.00	Total Environmental Services
Mercer Abatement	Mercer	Building	8/23/2018	9400	\$4,200.00	\$4,200.00	\$4,200.00	Total Environmental Services
Onaway Parking Lot Design Srv	Onaway	Land Impr.	8/23/2018	9400	\$4,859.07	\$4,859.07	\$4,859.07	Van Auken Akins Architects LLC
ON & HS Parking Lots	Onaway /HS	Land Impr.	9/14/2018	9400	\$17,827.33	\$17,827.33	\$17,827.33	Van Auken Akins Architects LLC
District Automation System	District	Building	9/21/2018	9400	\$51,796.80	\$51,796.80	\$51,796.80	Gardiner Service Company
High School and Blvd Security upgrades	HS/Blvd	Building	9/21/2018	9400	\$13,229.59	\$13,229.59	\$13,229.59	Bailey Communications, Inc.
Onaway Elementary School Roof	Onaway	Building	9/21/2018	9400	\$174,173.95	\$174,173.95	\$174,173.95	Garland/DBS, Inc.
Mercer Classroom Renovation	Mercer	Building	9/21/2018	9400	\$40,051.00	\$40,051.00	\$40,051.00	Lakeland Management Systems Inc
Woodbury Elementary Roof Replacement	Woodbury	Building	9/21/2018	9400	\$573,558.29	\$573,558.29	\$573,558.29	Garland/DBS, Inc.
Pilot Classroom Renovations	District	Building	9/24/2018	9400	\$274,381.26	\$274,381.26	\$274,381.26	Sterling Professional Group
Professional Design Services	District	Building	9/27/2018	9400	\$50,272.64	\$50,272.64	\$50,272.64	Legat Architects, Inc
Woodbury Elementary Roof Replacement	Woodbury	Building	9/30/2018	9400	\$362,041.23	\$362,041.23	\$362,041.23	Garland/DBS, Inc.
High School and Blvd Roof Repair	HS/Blvd	Building	9/30/2018	9400	\$41,725.00	\$41,725.00	\$41,725.00	Lakeland Management Systems Inc
High School South Parking Lot	High School	Land Impr.	9/30/2018	9400	\$3,947.39	\$3,947.39	\$3,947.39	Van Auken Akins Architects LLC
High School Elevator Modernization	High School	Building	9/30/2018	9400	\$32,978.00	\$32,978.00	\$32,978.00	Lakeland Management Systems Inc
Mercer Classroom Renovation	Mercer	Building	9/30/2018	9400	\$8,576.00	\$8,576.00	\$8,576.00	Lakeland Management Systems Inc
Mercer Waterline Replacement	Mercer	Building	9/30/2018	9400	\$80,751.16	\$80,751.16	\$80,751.16	Tap Construction Ltd.
High School Elevator Modernization	High School	Building	9/30/2018	9400	\$21,680.00	\$21,680.00	\$21,680.00	Lakeland Management Systems Inc
High School South Parking Lot	High School	Land Impr.	9/30/2018	9400	\$236,324.82	\$236,324.82	\$236,324.82	Chagrin Valley Paving
Onaway Parking Lot	Onaway	Land Impr.	9/30/2018	9400	\$161,426.63	\$161,426.63	\$161,426.63	Chagrin Valley Paving
High School South Parking Lot	High School	Land Impr.	10/12/2018	9400	\$320.00	\$320.00	\$320.00	Van Auken Akins Architects LLC
Onaway Parking Lot	Onaway	Land Impr.	10/12/2018	9400	\$3,495.25	\$3,495.25	\$3,495.25	Van Auken Akins Architects LLC
District Automation System	District	Building	10/17/2018	9400	\$129,406.50	\$129,406.50	\$129,406.50	Gardiner Service Company
Pilot Classroom Renovations	District	Building	10/17/2018	9400	\$35,993.04	\$35,993.04	\$35,993.04	Sterling Professional Group
High School and Blvd Security upgrades	HS/Blvd	Building	10/17/2018	9400	\$14,769.36	\$14,769.36	\$14,769.36	Bailey Communications, Inc.
HS/ON Foundation & Wall Repair	HS/ON	Land Impr.	10/17/2018	9400	\$23,927.60	\$23,927.60	\$23,927.60	Lakeland Management Systems Inc
Onaway Parking Lot	Onaway	Land Impr.	10/26/2018	9400	\$3,100.00	\$3,100.00	\$3,100.00	Van Auken Akins Architects LLC
Woodbury Elementary Roof Replacement	Woodbury	Building	10/30/2018	9400	\$60,829.12	\$60,829.12	\$60,829.12	Garland/DBS, Inc.
Woodbury Elementary Roof Replacement	Woodbury	Building	10/30/2018	9400	\$13,246.80	\$13,246.80	\$13,246.80	Garland/DBS, Inc.
Onaway Roof Improvement	Onaway	Building	10/30/2018	9400	\$11,905.45	\$11,905.45	\$11,905.45	Garland/DBS, Inc.
HS Roof Improvement	High School	Building	10/30/2018	9400	\$11,000.00	\$11,000.00	\$11,000.00	Lakeland Management Systems Inc
BO Roof Improvement	Boulevard	Building	10/30/2018	9400	\$11,000.00	\$11,000.00	\$11,000.00	Lakeland Management Systems Inc
Security Upgrades	Blvd & HS	Building	12/7/2018	9400	\$14,485.94	\$14,485.94	\$14,485.94	Bailey Communications, Inc.
Niagra Building Automation System	District	Building	12/17/2018	9400	\$44,195.40	\$44,195.40	\$44,195.40	Gardiner Service Company
Niagra Building Automation System	District	Building	12/18/2018	9400	\$36,259.20	\$36,259.20	\$36,259.20	Gardiner Service Company
Fire Alarm System Improvements	High School	Building	12/18/2018	9400	\$72,496.00	\$72,496.00	\$72,496.00	Dial Electric LTD
Professional Design Services	District	Building	12/21/2018	9400	\$30,621.25	\$30,621.25	\$30,621.25	Van Auken Akins Architects LLC
Parking Lot Improve HS & Onaway	HS/ON	Land Impr.	12/7/2018	9400	\$92,195.00	\$92,195.00	\$92,195.00	Chagrin Valley Paving
Professional Design Services	District	Building	1/11/2019	9400	\$5,958.75	\$5,958.75	\$5,958.75	Van Auken Akins Architects LLC
Smoke and Heat Detectors	High School	F&E	1/17/2019	9400	\$165,218.20	\$165,218.20	\$165,218.20	Dial Electric LTD
Boiler Installation	High School	F&E	1/17/2019	9400	\$513,407.84	\$513,407.84	\$513,407.84	ABC Piping, CO.
Exterior Water Line Replacement	Mercer	F&E	1/31/2019	9400	\$41,639.00	\$41,639.00	\$41,639.00	Tap Construction Ltd.
Niagra Building Automation System	District	Building	2/14/2019	9400	\$31,373.10	\$31,373.10	\$31,373.10	Gardiner Service Company
Smoke and Heat Detectors	High School	F&E	2/14/2019	9400	\$72,017.79	\$72,017.79	\$72,017.79	Dial Electric LTD

FY2018 BOND ISSUE

PROJECT	BUILDING	Land Impr., Building, Vehicles, F&E	CHECK DATE	SPECIAL COST CENTER	ESTIMATED COST	ACTUAL COST MTD	ACTUAL COST TO DATE	CONTRACTOR/ VENDOR
Parking Lot Improve HS & Onaway	HS/ON	Land Impr.	2/14/2019	9400	\$62,328.64	\$62,328.64	\$62,328.64	Chagrin Valley Paving
Professional Design Services	District	Building	2/21/2019	9400	\$112,866.77	\$112,866.77	\$112,866.77	Van Auken Akins Architects LLC
District Wide replacement of automation	District	F&E	3/7/2019	9400	\$24,334.20	\$24,334.20	\$24,334.20	Gardiner Service Company
Professional Design Services	District	Building	3/26/2019	9400	\$44,674.99	\$44,674.99	\$44,674.99	Van Auken Akins Architects LLC
Project Management Services	District	F&E	3/27/2019	9400	\$2,531.25	\$2,531.25	\$2,531.25	Cleora Management
Project Management Services	District	F&E	3/28/2019	9400	\$7,653.86	\$7,653.86	\$7,653.86	Cleora Management
Security Systems	Administration	F&E	3/29/2019	9400	\$4,890.00	\$4,890.00	\$4,890.00	Gardiner Service Company
Map and Document Sewer	District	F&E	3/29/2019	9400	\$5,950.00	\$5,950.00	\$5,950.00	Lake County Sewer Co.
HS Capital Projects	High School	Land Impr.	3/29/2019	9400	\$3,798.00	\$3,798.00	\$3,798.00	Professional Services
District Wide replacement of automation	District	F&E	3/31/2019	9400	\$8,406.00	\$8,406.00	\$8,406.00	Gardiner Service Company
Fire Alarm System Improvements	High School	F&E	3/31/2019	9400	\$50,185.00	\$50,185.00	\$50,185.00	Dial Electric LTD
Exterior Water Line Replacement	Mercer	F&E	4/7/2019	9400	\$6,943.84	\$6,943.84	\$6,943.84	Tap Construction Ltd.
Survey and utility locating	Boulevard	F&E	4/8/2019	9400	\$9,800.00	\$9,800.00	\$9,800.00	Dempsey Surveying Co.
Survey and utility locating	Lomond	F&E	4/8/2019	9400	\$14,300.00	\$14,300.00	\$14,300.00	Dempsey Surveying Co.
Survey and utility locating	High School	F&E	4/8/2019	9400	\$5,125.00	\$5,125.00	\$5,125.00	Dempsey Surveying Co.
Classroom Furniture	High School	F&E	4/11/2019	9400	\$6,779.50	\$6,779.50	\$6,779.50	Independence Business Supply
Professional Design Services	Boulevard	F&E	4/11/2019	9400	\$5,927.80	\$5,927.80	\$5,927.80	Van Auken Akins Architects LLC
Professional Design Services	Lomond	F&E	4/11/2019	9400	\$11,754.65	\$11,754.65	\$11,754.65	Van Auken Akins Architects LLC
Professional Design Services	High School	F&E	4/11/2019	9400	\$9,049.60	\$9,049.60	\$9,049.60	Van Auken Akins Architects LLC
Professional Design Services	Onaway	F&E	4/11/2019	9400	\$2,988.35	\$2,988.35	\$2,988.35	Van Auken Akins Architects LLC
Professional Design Services	Woodbury	F&E	4/11/2019	9400	\$9,180.00	\$9,180.00	\$9,180.00	Van Auken Akins Architects LLC
Fire Alarm System Improvements	High School	F&E	4/22/2019	9400	\$42,686.00	\$42,686.00	\$42,686.00	Dial Electric LTD
Professional Design Services	High School	F&E	4/22/2019	9400	\$13,343.75	\$13,343.75	\$13,343.75	Legat Architects, Inc
Domestic Waterline Replacement	High School	F&E	4/22/2019	9400	\$25,000.00	\$25,000.00	\$25,000.00	Legat Architects, Inc
Media Center Modernization	High School	F&E	4/22/2019	9400	\$15,680.00	\$15,680.00	\$15,680.00	Legat Architects, Inc
Abatement, Monitoring, Testing and Report.	High School	F&E	4/22/2019	9400	\$7,826.25	\$7,826.25	\$7,826.25	Legat Architects, Inc
Investigate Storm & Sanitary Sewers	Boulevard	F&E	4/23/2019	9400	\$9,500.00	\$9,500.00	\$9,500.00	Lake County Sewer Co.
Investigate Storm & Sanitary Sewers	Mercer	F&E	4/23/2019	9400	\$4,750.00	\$4,750.00	\$4,750.00	Lake County Sewer Co.
Project Management Services	District	F&E	5/13/2019	9400	\$4,228.13	\$4,228.13	\$4,228.13	Cleora Management
Investigate Storm & Sanitary Sewers	Boulevard	F&E	5/13/2019	9400	\$5,950.00	\$5,950.00	\$5,950.00	Lake County Sewer Co.
Project Management Services	District	F&E	5/22/2019	9400	\$6,151.97	\$6,151.97	\$6,151.97	Cleora Management
Soil Boring, Sampling & Analysis	Woodbury	F&E	5/30/2019	9400	\$8,698.00	\$8,698.00	\$8,698.00	Professional Service Industries
Design Servies	Mercer	F&E	5/30/2019	9400	\$7,996.80	\$7,996.80	\$7,996.80	Van Auken Akins Architects LLC
Soil Boring, Sampling & Analysis	Boulevard	F&E	5/31/2019	9400	\$5,994.00	\$5,994.00	\$5,994.00	Professional Service Industries
Survey and Utility Locating	Mercer	F&E	6/12/2019	9400	\$12,000.00	\$12,000.00	\$12,000.00	Dempsey Surveying Co.
Life Safety & IT Room	High School	F&E	6/12/2019	9400	\$40,570.00	\$40,570.00	\$40,570.00	Dial Electric LTD
Professional Design Services	District	F&E	6/30/2019	9400	\$324,943.24	\$324,943.24	\$324,943.24	Van Auken Akins Architects LLC
Project Management Services	District	F&E	7/3/2019	9400	\$1,718.88	\$1,718.88	\$1,718.88	Cleora Management
Permit for work approval	District	Building	7/12/2019	9400	\$875.50	\$875.50	\$875.50	City of Shaker Heights
Professional Design Services	District	F&E	7/31/2019	9400	\$20,150.35	\$20,150.35	\$20,150.35	Van Auken Akins Architects LLC
Fire Alarm System Improvements	High School	F&E	8/1/2019	9400	\$95,823.58	\$95,823.58	\$95,823.58	Dial Electric LTD
Boiler Installation	High School	F&E	8/22/2019	9400	\$152,396.16	\$152,396.16	\$152,396.16	ABC Piping, CO.
Professional Design Services	District	F&E	8/23/2019	9400	\$43,775.34	\$43,775.34	\$43,775.34	Van Auken Akins Architects LLC
District Wide replacement of automation	District	F&E	8/30/2019	9400	\$21,524.00	\$21,524.00	\$21,524.00	Gardiner Service Company
Boiler Installation	High School	F&E	8/30/2019	9400	\$20,240.00	\$20,240.00	\$20,240.00	ABC Piping, CO.
Fire Alarm System Improvements	High School	F&E	8/30/2019	9400	\$43,560.00	\$43,560.00	\$43,560.00	Dial Electric LTD
Professional Design Services	Mercer	F&E	8/30/2019	9400	\$807.18	\$807.18	\$807.18	Van Auken Akins Architects LLC

FY2018 BOND ISSUE

PROJECT	BUILDING	Land Impr., Building, Vehicles, F&E	CHECK DATE	SPECIAL COST CENTER	ESTIMATED COST	ACTUAL COST MTD	ACTUAL COST TO DATE	CONTRACTOR/ VENDOR
Project Management Services	District	F&E	8/30/2019	9400	\$20,682.75	\$20,682.75	\$20,682.75	Cleora Management
Professional Design Services	District	F&E	8/31/2019	9400	\$17,011.26	\$17,011.26	\$17,011.26	Van Auken Akins Architects LLC
Materials testing & inspection services	High School	Building	9/19/2019	9400	\$872.50	\$872.50	\$872.50	Professional Service Industries
Fire Alarm System Improvements	High School	F&E	9/26/2019	9400	\$46,278.60	\$46,278.60	\$46,278.60	Dial Electric LTD
Professional Design Services	Onaway	F&E	9/27/2019	9400	\$11,344.65	\$11,344.65	\$11,344.65	Van Auken Akins Architects LLC
Testing & Inspections	Boulevard	Building	9/30/2019	9400	\$3,142.00	\$3,142.00	\$3,142.00	Professional Service Industries
Professional Design Services	District	F&E	9/30/2019	9400	\$41,737.13	\$41,737.13	\$41,737.13	Van Auken Akins Architects LLC
Fire Alarm System Improvements	High School	F&E	9/30/2019	9400	\$41,340.00	\$41,340.00	\$41,340.00	Dial Electric LTD
Construction projects	District	Building	9/30/2019	9400	\$1,882,943.76	\$1,882,943.76	\$1,882,943.76	Gilbane Building Company
Testing and Inspections	Onaway	Building	10/3/2019	9400	\$9,597.00	\$9,597.00	\$9,597.00	Professional Service Industries
Project Management Services	District	Building	10/3/2019	9400	\$12,776.50	\$12,776.50	\$12,776.50	Cleora Management
Construction projects	District	Building	10/21/2019	9400	\$1,363,036.44	\$1,363,036.44	\$1,363,036.44	Gilbane Building Company
Project Management Services	District	Building	10/22/2019	9400	\$4,571.88	\$4,571.88	\$4,571.88	Cleora Management
Testing and Inspections	Boulevard	Building	10/31/2019	9400	\$1,397.00	\$1,397.00	\$1,397.00	Professional Service Industries
Professional Design Services	District	Building	10/31/2019	9400	\$8,960.40	\$8,960.40	\$8,960.40	Van Auken Akins Architects LLC
Construction projects	District	Building	10/31/2019	9400	\$165,997.45	\$165,997.45	\$165,997.45	Gilbane Building Company
Construction projects	District	Building	11/26/2019	9400	\$17,660.67	\$17,660.67	\$17,660.67	Gilbane Building Company
Testing and Inspections	District	Building	11/30/2019	9400	\$6,977.50	\$6,977.50	\$6,977.50	Professional Service Industries
Professional Design Services	District	Building	11/30/2019	9400	\$1,756.25	\$1,756.25	\$1,756.25	Van Auken Akins Architects LLC
Construction projects	District	Building	12/17/2019	9400	\$7,256.41	\$7,256.41	\$7,256.41	Gilbane Building Company
Fire Alarm System Improvements	High School	F&E	12/27/2019	9400	\$23,305.52	\$23,305.52	\$23,305.52	Dial Electric LTD
Professional Design Services	District	Building	1/31/2020	9400	\$11,205.00	\$11,205.00	\$11,205.00	Van Auken Akins Architects LLC
Boiler Installation	High School	F&E	1/31/2020	9400	\$2,950.00	\$2,950.00	\$2,950.00	Gardiner Service Company
Boiler Installation	District	F&E	1/31/2020	9400	\$74,228.10	\$74,228.10	\$74,228.10	Gardiner Service Company
Testing and Inspections	Fernway	Building	1/31/2020	9400	\$91.00	\$91.00	\$91.00	Professional Service Industries
Testing and Inspections	Fernway	Building	1/31/2020	9400	\$3,709.00	\$3,709.00	\$3,709.00	Professional Service Industries
Project Management Services	District	Building	1/21/2020	9400	\$767.25	\$767.25	\$767.25	Cleora Management
Construction projects	District	Building	1/21/2020	9400	\$212,567.56	\$212,567.56	\$212,567.56	Gilbane Building Company
Project Management Services	District	Building	2/28/2020	9400	\$286.00	\$286.00	\$286.00	Cleora Management
Surveying Services	Woodbury	Building	2/28/2020	9400	\$10,500.00	\$10,500.00	\$10,500.00	Dempsey Surveying Co.
Professional Design Services	District	Building	2/28/2020	9400	\$13,685.56	\$13,685.56	\$13,685.56	Van Auken Akins Architects LLC
Construction projects	District	Building	2/28/2020	9400	\$131,510.45	\$131,510.45	\$131,510.45	Gilbane Building Company
Permit for work approval	District	Building	3/31/2020	9400	\$45,624.05	\$45,624.05	\$45,624.05	City of Shaker Heights
Underground Utility Lines	Woodbury	Building	3/13/2020	9400	\$7,800.00	\$7,800.00	\$7,800.00	Ground Penetrating Radar Systems
Professional Design Services	Lomond	Building	3/31/2020	9400	\$8,839.90	\$8,839.90	\$8,839.90	Van Auken Akins Architects LLC
Boiler Installation	High School	F&E	3/16/2020	9400	\$152,233.00	\$152,233.00	\$152,233.00	ABC Piping, CO.
Testing and Inspections	Lomond	Building	4/15/2020	9400	\$417.00	\$417.00	\$417.00	Professional Service Industries
Professional Design Services	District	Building	4/30/2020	9400	\$8,180.50	\$8,180.50	\$8,180.50	Van Auken Akins Architects LLC
Construction projects	District	Building	4/30/2020	9400	\$117,543.69	\$117,543.69	\$117,543.69	Gilbane Building Company
Testing and Inspections	District	Building	5/20/2020	9400	\$8,838.27	\$8,838.27	\$8,838.27	Professional Service Industries
Professional Design Services	District	Building	5/29/2020	9400	\$49,222.75	\$49,222.75	\$49,222.75	Van Auken Akins Architects LLC
Construction projects	District	Building	5/31/2020	9400	\$976,682.13	\$976,682.13	\$976,682.13	Gilbane Building Company
Testing and Inspections	District	Building	6/19/2020	9400	\$1,696.34	\$1,696.34	\$1,696.34	Professional Service Industries
Professional Design Services	District	Building	6/30/2020	9400	\$37,073.75	\$37,073.75	\$37,073.75	Van Auken Akins Architects LLC
Construction projects	District	Building	6/30/2020	9400	\$1,086,910.23	\$1,086,910.23	\$1,086,910.23	Gilbane Building Company
Testing and Inspections	District	Building	6/30/2020	9400	\$2,081.13	\$2,081.13	\$2,081.13	Professional Service Industries
Professional Design Services	District	Building	6/30/2020	9400	\$5,931.25	\$5,931.25	\$5,931.25	Van Auken Akins Architects LLC

FY2018 BOND ISSUE

PROJECT	BUILDING	Land Impr., Building, Vehicles, F&E	CHECK DATE	SPECIAL COST CENTER	ESTIMATED COST	ACTUAL COST MTD	ACTUAL COST TO DATE	CONTRACTOR/ VENDOR
HS Gym and Choir Room	High School	Building	7/31/2020	9400	\$61,207.30	\$61,207.30	\$61,207.30	Gardiner Service Company
Construction projects	District	Building	7/31/2020	9400	\$962,405.67	\$962,405.67	\$962,405.67	Gilbane Building Company
Professional Design Services	High School	Building	7/31/2020	9400	\$19,970.40	\$19,970.40	\$19,970.40	Glen D. Ramage Architect Inc.
Testing and Inspections	District	Building	7/31/2020	9400	\$14,562.00	\$14,562.00	\$14,562.00	Professional Service Industries
Machining, Manufacturing Classroom Design	High School	F&E	7/31/2020	9400	\$81,002.80	\$81,002.80	\$81,002.80	Sterling Professional Group
Professional Design Services	District	Building	7/31/2020	9400	\$34,350.00	\$34,350.00	\$34,350.00	Van Auken Akins Architects LLC
Testing and Inspections-Refund	District	Building	7/31/2020	9400	(\$6,337.50)	(\$6,337.50)	(\$6,337.50)	Professional Service Industries
Asbestos Abatement	High School	Building	8/31/2020	9400	\$50,454.16	\$50,454.16	\$50,454.16	Dial Electric LTD
Professional Design Services	District	Building	8/31/2020	9400	\$57,823.78	\$57,823.78	\$57,823.78	Van Auken Akins Architects LLC
Construction projects	District	Building	8/31/2020	9400	\$1,409,614.15	\$1,409,614.15	\$1,409,614.15	Gilbane Building Company
HS Gym and Choir Room	High School	Building	8/31/2020	9400	\$139,378.92	\$139,378.92	\$139,378.92	Gardiner Service Company
MS Paving	Middle School	F&E	8/31/2020	9400	\$32,158.00	\$32,158.00	\$32,158.00	Infinity Paving Company
Remove and Re-Install Electrical Feeder	Boulevard	F&E	9/30/2020	9400	\$30,444.58	\$30,444.58	\$30,444.58	Illuminating Company
Professional Design Services	Mercer	Building	9/30/2020	9400	\$32,643.75	\$32,643.75	\$32,643.75	Van Auken Akins Architects LLC
Construction projects	District	Building	9/30/2020	9400	\$1,288,329.88	\$1,288,329.88	\$1,288,329.88	Gilbane Building Company
Core Sampling	District	Building	9/30/2020	9400	\$14,890.00	\$14,890.00	\$14,890.00	Professional Service Industries
Temp Control System	Middle School	Building	10/28/2020	9400	\$6,500.00	\$6,500.00	\$6,500.00	Gardiner Service Company
HVAC Consulting Fees	District	Building	10/28/2020	9400	\$1,572.50	\$1,572.50	\$1,572.50	Fox Consulting
Gym & Choir Room HVAC Upgrades	High School	Building	10/29/2020	9400	\$111,316.27	\$111,316.27	\$111,316.27	Gardiner Service Company
Soil Sampling-LO&WO	District	Building	10/29/2020	9400	\$818.00	\$818.00	\$818.00	Professional Service Industries
Professional Design Services-LO, ME, MS	District	Building	10/30/2020	9400	\$8,630.00	\$8,630.00	\$8,630.00	Glen D. Ramage Architect Inc.
Machining Room Equipment delivery	High School	F&E	10/30/2020	9400	\$4,600.00	\$4,600.00	\$4,600.00	Shippers Highway Express Inc.
Professional Design Services	District	Building	11/30/2020	9400	\$10,632.50	\$10,632.50	\$10,632.50	Van Auken Akins Architects LLC
Construction projects	District	Building	11/30/2020	9400	\$600,548.04	\$600,548.04	\$600,548.04	Gilbane Building Company
Temp Control System	High School	Building	11/30/2020	9400	\$5,900.00	\$5,900.00	\$5,900.00	Gardiner Service Company
Machining Room	High School	F&E	11/30/2020	9400	\$84,501.00	\$84,501.00	\$84,501.00	Sterling Professional Group
Paving improvements	Lomond	Land Impr.	12/10/2020	9400	\$43,425.00	\$43,425.00	\$43,425.00	Cunningham Paving Company
Paving improvements	Mercer	Land Impr.	12/10/2020	9400	\$33,237.00	\$33,237.00	\$33,237.00	Cunningham Paving Company
HVAC Consulting Fees	District	Building	12/10/2020	9400	\$1,575.00	\$1,575.00	\$1,575.00	Fox Consulting
HS Gym & Choir Room	High School	F&E	12/31/2020	9400	\$93,104.51	\$93,104.51	\$93,104.51	Gardiner Service Company
HS North Gym Lighting	High School	F&E	12/23/2020	9400	\$10,500.00	\$10,500.00	\$10,500.00	Hidden Valley Electric Inc
Professional Design Services	District	Building	12/31/2020	9400	\$9,352.46	\$9,352.46	\$9,352.46	Van Auken Akins Architects LLC
Steam Trap Replacement	Lomond	F&E	1/22/2021	9400	\$17,990.00	\$17,990.00	\$17,990.00	Comfort Systems
South Gym Lighting Repairs	High School	F&E	1/29/2021	9400	\$34,660.00	\$34,660.00	\$34,660.00	Hidden Valley Electric Inc
Construction projects	District	Building	1/31/2021	9400	\$406,282.04	\$406,282.04	\$406,282.04	Gilbane Building Company
Project Management Services	Boulevard	Building	2/23/2021	9400	\$195.20	\$195.20	\$195.20	Cleora Management
Project Management Services	Woodbury	Building	2/23/2021	9400	\$229.57	\$229.57	\$229.57	Cleora Management
Project Management Services	Lomond	Building	2/23/2021	9400	\$68.73	\$68.73	\$68.73	Cleora Management
Construction Projects	District	Building	2/23/2021	9400	\$467,756.50	\$467,756.50	\$467,756.50	Gilbane Building Company
Professional Design Services	High School	Building	2/28/2021	9400	\$75.00	\$75.00	\$75.00	Van Auken Akins Architects LLC
Professional Design Services	Woodbury	Building	2/28/2021	9400	\$187.50	\$187.50	\$187.50	Van Auken Akins Architects LLC
Correct Pay Apps	District	Building	2/28/2021	9400	(\$539,943.34)	(\$539,943.34)	(\$539,943.34)	Gilbane Building Company
Aug 2020 Correction	District	Building	2/28/2021	9400	(\$17,176.28)	(\$17,176.28)	(\$17,176.28)	Van Auken Akins Architects LLC
Metals Lab Mechanical Design Fees	District	Building	3/12/2021	9400	\$9,262.50	\$9,262.50	\$9,262.50	Fox Consulting
Woodbury Piping	Woodbury	F&E	3/31/2021	9400	\$116,697.77	\$116,697.77	\$116,697.77	ABC Piping, CO.
RedTree Fees								

FY2018 BOND ISSUE

PROJECT	BUILDING	Land Impr., Building, Vehicles, F&E	CHECK DATE	SPECIAL COST CENTER	ESTIMATED COST	ACTUAL COST MTD	ACTUAL COST TO DATE	CONTRACTOR/ VENDOR
RedTree Investment Fees	District		5/31/2018	9400	\$703.00	\$703.00	\$703.00	RedTree Investment
RedTree Investment Fees	District		6/30/2018	9400	\$1,056.33	\$1,056.33	\$1,056.33	RedTree Investment
RedTree Investment Fees	District		7/31/2018	9400	\$1,015.76	\$1,015.76	\$1,015.76	RedTree Investment
RedTree Investment Fees	District		8/31/2018	9400	\$1,027.95	\$1,027.95	\$1,027.95	RedTree Investment
RedTree Investment Fees	District		9/30/2018	9400	\$1,036.74	\$1,036.74	\$1,036.74	RedTree Investment
RedTree Investment Fees	District		10/31/2018	9400	\$1,038.09	\$1,038.09	\$1,038.09	RedTree Investment
RedTree Investment Fees	District		11/30/2018	9400	\$764.52	\$764.52	\$764.52	RedTree Investment
RedTree Investment Fees	District		12/31/2018	9400	\$763.97	\$763.97	\$763.97	RedTree Investment
RedTree Investment Fees	District		1/31/2019	9400	\$759.72	\$759.72	\$759.72	RedTree Investment
RedTree Investment Fees	District		2/28/2019	9400	\$771.55	\$771.55	\$771.55	RedTree Investment
RedTree Investment Fees	District		3/31/2019	9400	\$761.97	\$761.97	\$761.97	RedTree Investment
RedTree Investment Fees	District		4/30/2019	9400	\$763.32	\$763.32	\$763.32	RedTree Investment
RedTree Investment Fees	District		5/31/2019	9400	\$764.63	\$764.63	\$764.63	RedTree Investment
RedTree Investment Fees	District		6/30/2019	9400	\$691.69	\$691.69	\$691.69	RedTree Investment
RedTree Investment Fees	District		7/31/2019	9400	\$689.79	\$689.79	\$689.79	RedTree Investment
RedTree Investment Fees	District		8/31/2019	9400	\$689.43	\$689.43	\$689.43	RedTree Investment
RedTree Investment Fees	District		9/30/2019	9400	\$689.98	\$689.98	\$689.98	RedTree Investment
RedTree Investment Fees	District		10/31/2019	9400	\$690.91	\$690.91	\$690.91	RedTree Investment
RedTree Investment Fees	District		11/30/2019	9400	\$691.92	\$691.92	\$691.92	RedTree Investment
RedTree Investment Fees	District		12/31/2019	9400	\$692.69	\$692.69	\$692.69	RedTree Investment
RedTree Investment Fees	District		1/31/2020	9400	\$469.12	\$469.12	\$469.12	RedTree Investment
RedTree Investment Fees	District		2/28/2020	9400	\$469.77	\$469.77	\$469.77	RedTree Investment
RedTree Investment Fees	District		3/31/2020	9400	\$466.08	\$466.08	\$466.08	RedTree Investment
RedTree Investment Fees	District		4/30/2020	9400	\$427.56	\$427.56	\$427.56	RedTree Investment
RedTree Investment Fees	District		5/31/2020	9400	\$428.33	\$428.33	\$428.33	RedTree Investment
RedTree Investment Fees	District		6/30/2020	9400	\$364.54	\$364.54	\$364.54	RedTree Investment
RedTree Investment Fees	District		7/31/2020	9400	\$309.01	\$309.01	\$309.01	RedTree Investment
RedTree Investment Fees	District		8/31/2020	9400	\$255.40	\$255.40	\$255.40	RedTree Investment
RedTree Investment Fees	District		9/30/2020	9400	\$257.59	\$257.59	\$257.59	RedTree Investment
RedTree Investment Fees	District		10/31/2020	9400	\$94.42	\$94.42	\$94.42	RedTree Investment
RedTree Investment Fees	District		11/30/2020	9400	\$93.03	\$93.03	\$93.03	RedTree Investment
RedTree Investment Fees	District		12/31/2020	9400	\$52.26	\$52.26	\$52.26	RedTree Investment
RedTree Investment Fees	District		1/31/2021	9400	\$28.31	\$28.31	\$28.31	RedTree Investment
RedTree Investment Fees	District		2/28/2021	9400	\$29.01	\$29.01	\$29.01	RedTree Investment
RedTree Investment Fees	District		3/31/2021	9400	\$28.39	\$28.39	\$28.39	RedTree Investment
<u>FY18 BANs \$9.9MM - SCC 9401</u>								
Woodbury Piping	Woodbury	F&E	3/31/2021	9401	\$40,202.23	\$40,202.23	\$40,202.23	ABC Piping, CO.
Bond Projects	District	Building	4/30/2021	9401	\$2,812.50	\$2,812.50	\$2,812.50	Van Auken Akins Architects LLC
Main Entrance Replacement	Middle School	Building	5/21/2021	9401	\$20,500.00	\$20,500.00	\$20,500.00	Capital Aluminum & Glass Corp
Capital Projects	District	Building	5/21/2021	9401	\$15,228.95	\$15,228.95	\$15,228.95	Gilbane Building Company
Capital Projects	Boulevard	Building	5/31/2021	9401	\$25,100.00	\$25,100.00	\$25,100.00	Capital Aluminum & Glass Corp
Capital Projects	District	Building	6/30/2021	9401	\$35,860.40	\$35,860.40	\$35,860.40	Gilbane Building Company
Architectural Services	District	Building	6/17/2021	9401	\$7,340.00	\$7,340.00	\$7,340.00	Glen D. Ramage Architect Inc.
Master Planning Project	District	Building	6/30/2021	9401	\$5,000.00	\$5,000.00	\$5,000.00	Project Management Consultants
Bond Projects	District	Building	6/30/2021	9401	\$375.00	\$375.00	\$375.00	Van Auken Akins Architects LLC
Steam Traps Project	Middle School	Building	6/30/2021	9401	\$839.39	\$839.39	\$839.39	Woodhill Supply

FY2018 BOND ISSUE

PROJECT	BUILDING	Land Impr., Building, Vehicles, F&E	CHECK DATE	SPECIAL COST CENTER	ESTIMATED COST	ACTUAL COST MTD	ACTUAL COST TO DATE	CONTRACTOR/ VENDOR
Bond Projects-correction	District	Building	6/30/2021	9401	(\$5,270.31)	(\$5,270.31)	(\$5,270.31)	Van Auken Akins Architects LLC
Steam Traps Project	Middle School	Building	6/30/2021	9401	\$22,282.58	\$22,282.58	\$22,282.58	Woodhill Supply
Bond Projects Adj	District	Building	6/30/2021	9401	\$447,358.74	\$447,358.74	\$447,358.74	Gilbane Building Company
Bond Projects Adj	District	Building	6/30/2021	9401	\$48,385.64	\$48,385.64	\$48,385.64	Gilbane Building Company
Master Planning Project	District	Building	7/30/2021	9401	\$5,000.00	\$5,000.00	\$5,000.00	Project Management Consultants
Master Planning Project	District	Building	7/31/2021	9401	\$5,000.00	\$5,000.00	\$5,000.00	Project Management Consultants
Master Planning Project	District	Building	8/25/2021	9401	\$5,000.00	\$5,000.00	\$5,000.00	Project Management Consultants
Bond Projects	District	Building	8/31/2021	9401	\$1,818.75	\$1,818.75	\$1,818.75	Van Auken Akins Architects LLC
Master Planning Project	District	Building	9/20/2021	9401	\$5,000.00	\$5,000.00	\$5,000.00	Project Management Consultants
Paving Projects	District	Building	10/18/2021	9401	\$108,600.30	\$108,600.30	\$108,600.30	North Coast Paving Company
Legal Services-Master Planning	District	Building	10/21/2021	9401	\$4,752.00	\$4,752.00	\$4,752.00	Thompson Hine LLP
Bond Projects	District	Building	10/26/2021	9401	\$1,500.00	\$1,500.00	\$1,500.00	Van Auken Akins Architects LLC
Bond Projects	District	Building	11/22/2021	9401	\$518.76	\$518.76	\$518.76	Van Auken Akins Architects LLC
Master Planning Project	District	Building	12/22/2021	9401	\$5,000.00	\$5,000.00	\$5,000.00	Project Management Consultants
Master Planning Project-Reimbursement	District	Building	12/31/2021	9401	(\$5,000.00)	(\$5,000.00)	(\$5,000.00)	SH Public Library
Master Planning Project	District	Building	1/13/2022	9401	\$5,000.00	\$5,000.00	\$5,000.00	Project Management Consultants
Bond Projects	Middle School	Building	1/13/2022	9401	\$475.00	\$475.00	\$475.00	Van Auken Akins Architects LLC
Master Planning Project	District	Building	2/11/2022	9401	\$5,000.00	\$5,000.00	\$5,000.00	Project Management Consultants
Paving Projects	District	Building	2/10/2022	9401	\$106,552.80	\$106,552.80	\$106,552.80	North Coast Paving Company
Master Planning Project	District	Building	4/14/2022	9401	\$5,000.00	\$5,000.00	\$5,000.00	Project Management Consultants
Reclass Fd001 exp to Fd004	Mercer	Building	5/31/2022	9401	\$61,585.00	\$61,585.00	\$61,585.00	Journal Entry
Reclass Fd001 exp to Fd004	Onaway	Building	5/31/2022	9401	\$41,515.00	\$41,515.00	\$41,515.00	Journal Entry
Reclass Fd001 exp to Fd004	Middle School	Building	5/31/2022	9401	\$378,536.22	\$378,536.22	\$378,536.22	Journal Entry
Reclass Fd001 exp to Fd004	Woodbury	Building	5/31/2022	9401	\$65,461.00	\$65,461.00	\$65,461.00	Journal Entry
Reclass Fd001 exp to Fd004	Mercer	Building	5/31/2022	9401	\$58,479.00	\$58,479.00	\$58,479.00	Journal Entry
Reclass Fd001 exp to Fd004	District	Building	5/31/2022	9401	\$17,994.50	\$17,994.50	\$17,994.50	Journal Entry
Reclass Fd001 exp to Fd004	District	Building	5/31/2022	9401	\$10,775.00	\$10,775.00	\$10,775.00	Journal Entry
Bus Garage & DLMO Roof	District	Building	6/23/2022	9401	\$468,563.51	\$468,563.51	\$468,563.51	Garland/DBS Inc.
Paving Projects	District	Building	6/30/2022	9401	\$23,905.90	\$23,905.90	\$23,905.90	North Coast Paving Company
Master Planning Project	District	Building	6/30/2022	9401	\$15,000.00	\$15,000.00	\$15,000.00	Project Management Consultants
Master Planning Project	District	Building	6/30/2022	9401	\$24,591.25	\$24,591.25	\$24,591.25	Van Auken Akins Architects LLC
Bond Projects	Boulevard	Building	6/30/2022	9401	\$4,597.39	\$4,597.39	\$4,597.39	Journal Entry
Bond Projects	Fernway	Building	6/30/2022	9401	\$9,145.00	\$9,145.00	\$9,145.00	Journal Entry
Bond Projects	Lomond	Building	6/30/2022	9401	\$11,193.00	\$11,193.00	\$11,193.00	Journal Entry
Bond Projects	Mercer	Building	6/30/2022	9401	\$6,450.00	\$6,450.00	\$6,450.00	Journal Entry
Bond Projects	Onaway	Building	6/30/2022	9401	\$36,222.29	\$36,222.29	\$36,222.29	Journal Entry
Bond Projects	Woodbury	Building	6/30/2022	9401	\$192,150.69	\$192,150.69	\$192,150.69	Journal Entry
Bond Projects	Middle School	Building	6/30/2022	9401	\$48,140.98	\$48,140.98	\$48,140.98	Journal Entry
Bond Projects	High School	Building	6/30/2022	9401	\$128,140.00	\$128,140.00	\$128,140.00	Journal Entry
Bond Projects	Transportation	Building	6/30/2022	9401	\$12,104.00	\$12,104.00	\$12,104.00	Journal Entry
Bond Projects	Service Center	Building	6/30/2022	9401	\$10,343.00	\$10,343.00	\$10,343.00	Journal Entry
Bond Projects	Bldgs & Grnds	Building	6/30/2022	9401	\$311,249.48	\$311,249.48	\$311,249.48	Journal Entry
Bond Projects	Admin	Building	6/30/2022	9401	\$2,250.00	\$2,250.00	\$2,250.00	Journal Entry
Bond Projects	Security	Building	6/30/2022	9401	\$112,882.77	\$112,882.77	\$112,882.77	Journal Entry
Bond Projects	Woodbury	Building	6/30/2022	9401	(\$41,559.57)	(\$41,559.57)	(\$41,559.57)	Journal Entry
Bond Projects	Admin	Building	6/30/2022	9401	(\$267.50)	(\$267.50)	(\$267.50)	Journal Entry
Master Planning Project	District	Building	6/30/2022	9401	(\$27,500.00)	(\$27,500.00)	(\$27,500.00)	Forward Together Billing

FY2018 BOND ISSUE

PROJECT	BUILDING	Land Impr., Building, Vehicles, F&E	CHECK DATE	SPECIAL COST CENTER	ESTIMATED COST	ACTUAL COST MTD	ACTUAL COST TO DATE	CONTRACTOR/ VENDOR
Paving Projects	District	Building	6/30/2022	9401	(\$87,268.75)	(\$87,268.75)	(\$87,268.75)	North Coast Paving Company
Bond Projects	Admin	Building	7/31/2022	9401	\$114,768.75	\$114,768.75	\$114,768.75	Journal Entry
Declaration of Intent								
MS Roof Replacement	Middle School	Building	12/29/2017	9401	\$1,588,550.55	\$1,588,550.55	\$1,588,550.55	Garland/DBS, Inc.
MS Cafeteria Ceiling Replacement	Middle School	Building	12/29/2017	9401	\$107,500.00	\$107,500.00	\$107,500.00	Engelke, Inc.
Architectural Services	District	Building	12/29/2017	9401	\$47,000.00	\$47,000.00	\$47,000.00	Legat KingScott, Inc.
RedTree Fees								
RedTree Investment Fees	District		1/31/2018	9401	\$62.47	\$62.47	\$62.47	RedTree Investment
RedTree Investment Fees	District		2/28/2018	9401	\$491.09	\$491.09	\$491.09	RedTree Investment
RedTree Investment Fees	District		3/31/2018	9401	\$465.93	\$465.93	\$465.93	RedTree Investment
RedTree Investment Fees	District		4/30/2018	9401	\$453.38	\$453.38	\$453.38	RedTree Investment
RedTree Investment Fees	District		5/31/2018	9401	\$429.61	\$429.61	\$429.61	RedTree Investment
RedTree Investment Fees	District		6/30/2018	9401	\$430.38	\$430.38	\$430.38	RedTree Investment
RedTree Investment Fees	District		7/31/2018	9401	\$430.79	\$430.79	\$430.79	RedTree Investment
RedTree Investment Fees	District		8/31/2018	9401	\$435.64	\$435.64	\$435.64	RedTree Investment
RedTree Investment Fees	District		9/30/2018	9401	\$439.49	\$439.49	\$439.49	RedTree Investment
RedTree Investment Fees	District		10/31/2018	9401	\$440.07	\$440.07	\$440.07	RedTree Investment
RedTree Investment Fees	District		11/30/2018	9401	\$440.55	\$440.55	\$440.55	RedTree Investment
RedTree Investment Fees	District		12/31/2018	9401	\$440.26	\$440.26	\$440.26	RedTree Investment
RedTree Investment Fees	District		1/31/2019	9401	\$446.85	\$446.85	\$446.85	RedTree Investment
RedTree Investment Fees	District		2/28/2019	9401	\$453.86	\$453.86	\$453.86	RedTree Investment
RedTree Investment Fees	District		3/31/2019	9401	\$448.27	\$448.27	\$448.27	RedTree Investment
RedTree Investment Fees	District		4/30/2019	9401	\$448.93	\$448.93	\$448.93	RedTree Investment
RedTree Investment Fees	District		5/31/2019	9401	\$449.58	\$449.58	\$449.58	RedTree Investment
RedTree Investment Fees	District		6/30/2019	9401	\$450.50	\$450.50	\$450.50	RedTree Investment
RedTree Investment Fees	District		7/31/2019	9401	\$451.36	\$451.36	\$451.36	RedTree Investment
RedTree Investment Fees	District		8/31/2019	9401	\$451.12	\$451.12	\$451.12	RedTree Investment
RedTree Investment Fees	District		9/30/2019	9401	\$451.47	\$451.47	\$451.47	RedTree Investment
RedTree Investment Fees	District		10/31/2019	9401	\$452.07	\$452.07	\$452.07	RedTree Investment
RedTree Investment Fees	District		11/30/2019	9401	\$452.75	\$452.75	\$452.75	RedTree Investment
RedTree Investment Fees	District		12/31/2019	9401	\$453.33	\$453.33	\$453.33	RedTree Investment
RedTree Investment Fees	District		1/31/2020	9401	\$462.51	\$462.51	\$462.51	RedTree Investment
RedTree Investment Fees	District		2/29/2020	9401	\$463.13	\$463.13	\$463.13	RedTree Investment
RedTree Investment Fees	District		3/31/2020	9401	\$459.39	\$459.39	\$459.39	RedTree Investment
RedTree Investment Fees	District		4/30/2020	9401	\$455.86	\$455.86	\$455.86	RedTree Investment
RedTree Investment Fees	District		5/31/2020	9401	\$456.36	\$456.36	\$456.36	RedTree Investment
RedTree Investment Fees	District		6/30/2020	9401	\$456.53	\$456.53	\$456.53	RedTree Investment
RedTree Investment Fees	District		7/31/2020	9401	\$463.12	\$463.12	\$463.12	RedTree Investment
RedTree Investment Fees	District		8/31/2020	9401	\$468.71	\$468.71	\$468.71	RedTree Investment
RedTree Investment Fees	District		9/30/2020	9401	\$472.75	\$472.75	\$472.75	RedTree Investment
RedTree Investment Fees	District		10/31/2020	9401	\$160.08	\$160.08	\$160.08	RedTree Investment
RedTree Investment Fees	District		11/30/2020	9401	\$157.72	\$157.72	\$157.72	RedTree Investment
RedTree Investment Fees	District		12/31/2020	9401	\$157.71	\$157.71	\$157.71	RedTree Investment
RedTree Investment Fees	District		1/31/2021	9401	\$161.20	\$161.20	\$161.20	RedTree Investment

FY2018 BOND ISSUE

PROJECT	BUILDING	Land Impr., Building, Vehicles, F&E	CHECK DATE	SPECIAL COST CENTER	ESTIMATED COST	ACTUAL COST MTD	ACTUAL COST TO DATE	CONTRACTOR/ VENDOR
RedTree Investment Fees	District		2/28/2021	9401	\$165.21	\$165.21	\$165.21	RedTree Investment
RedTree Investment Fees	District		3/31/2021	9401	\$161.68	\$161.68	\$161.68	RedTree Investment
RedTree Investment Fees	District		4/30/2021	9401	\$158.67	\$158.67	\$158.67	RedTree Investment
RedTree Investment Fees	District		5/31/2021	9401	\$24.36	\$24.36	\$24.36	RedTree Investment
RedTree Investment Fees	District		6/30/2021	9401	\$24.37	\$24.37	\$24.37	RedTree Investment
RedTree Investment Fees	District		7/31/2021	9401	\$23.21	\$23.21	\$23.21	RedTree Investment
RedTree Investment Fees	District		8/31/2021	9401	\$23.21	\$23.21	\$23.21	RedTree Investment
RedTree Investment Fees	District		9/30/2021	9401	\$23.22	\$23.22	\$23.22	RedTree Investment
RedTree Investment Fees	District		10/31/2021	9401	\$23.22	\$23.22	\$23.22	RedTree Investment
RedTree Investment Fees	District		11/30/2021	9401	\$23.22	\$23.22	\$23.22	RedTree Investment
RedTree Investment Fees	District		12/31/2021	9401	\$23.22	\$23.22	\$23.22	RedTree Investment
Total FY2018 BONDS							\$25,525,595.39	

SCC: 9400-9401 FY2018 Bonds

**SHAKER HEIGHTS CITY SCHOOL DISTRICT
FUND 004
CAPITAL PROJECT EXPENDITURES**

January 31, 2023

		FUNDING SOURCE			
		BOND	NON-BOND SOURCES		
		2018 BOND ISSUE	Other	SSF Projects	FUND 004 GRAND TOTALS
		SCC 9400-9401	SCC 9121, 9150, 9169-9171, 9178, 9181, 9314, 9316, 9620	SCC's 9164-9168, 9182, 9315	
Allocation		\$25,525,595.39	\$31,889,901.48	\$2,482,169.96	\$59,897,666.83
Spent to Date		25,525,595.39	31,410,791.82	2,475,740.82	\$59,412,128.03
Allocation Available		0.00	479,109.66	6,429.14	\$485,538.80
less Outstanding Encumbrances		0.00	0.00	5,030.01	\$5,030.01
Fund Balance Available		\$0.00	\$479,109.66	\$1,399.13	\$480,508.79

Cash Reconciliation:

Beginning of Month Cash	\$482,649.14
Receipts	2,889.66
(Disbursements)	0.00
End of Month Cash	<u>\$485,538.80</u>
	\$0.00

	A	B	C	D	E	F	G	H	I	J	K	L	M	N	O	P
1	SHAKER HEIGHTS CITY SCHOOL DISTRICT															
2	FUND 004															
3	SOURCE OF FUNDING															
4																
5	January 31, 2023															
6																
7																
8																
9	Source of Funding:	2004 Bond Issue	FY2012 & prior	FY2013	FY2014	FY2015	FY2016	FY2017	FY2018	FY2019	FY2020	FY2021	FY2022	FY2023	Total	
10	Bond Issuances															
11	Bond Anticipation Notes - Dec '04	\$0.00														\$0.00
12	Bonds-Series 2005 - April '05	0.00														\$0.00
13	Bond Anticipation Notes - Dec '06	0.00														\$0.00
14	Bonds-Series 2007 - April '07	0.00														\$0.00
15	Bond Anticipation Notes - June '08	0.00														\$0.00
16	Bonds-Series 2008 - November '08	0.00														\$0.00
17	BANs-Jul '12-Track and Turf Field - Unvoted Debt			0.00												\$0.00
18	BANs-Jul '12-HB 264 - Energy Conservation			0.00												\$0.00
19	Bond-Series 2012 - October '12-Buses			0.00												\$0.00
20	FY2018 Bond Issuance - Dec '17, Apr '18								30,000,000.00	0.00	-5,700,000.00	2,549.15	1,477.88			\$24,304,027.03
21	Interest Income-FY2018 Bond Issuance								41,569.44	595,435.74	491,040.78	87,196.69	6,325.71	0.00		\$1,221,568.36
22	Fernway Fire Allocation Adj-June 2020										5,700,000.00	-2,549.15	-1,477.88			\$5,695,972.97
23	Fernway Fire Insurance Proceeds									11,140,590.26	1,644,250.00	1,579,293.08	0.00	0.00		\$14,364,133.34
24	Non-Bond SCC Fund Bal.12/31/04		\$1,072,133.22													\$1,072,133.22
25	Reimb.of Declaration of Intent		796,692.21													\$796,692.21
26	Facility Fees		600,000.00													\$600,000.00
27	Interest Income		1,205,736.40	2,085.30	326.54	1,438.01	6,196.16	4,713.45	7,769.14	0.00	0.00	0.00	0.00	0.00		\$1,228,265.00
28	Bus Sales					1,500.00	0.00	0.00	0.00	0.00	0.00	0.00	0.00	0.00		\$1,500.00
29	Bus Note Issuances		3,348,318.70													\$3,348,318.70
30	Pyrmnt in Lieu of Taxes		689,742.19													\$689,742.19
31	Woodbury LOLA Project Contrib.		3,132.49													\$3,132.49
32	Gas well		45,073.46	1,071.10	2,236.54	664.29	833.46	569.24	1,390.64	473.57	227.02	368.30	0.00	418.42		\$53,326.04
33	Auction Proceeds														67,949.47	\$67,949.47
34	T-mobile Rental		106,640.00	24,966.00	26,220.00	26,220.00	26,220.00	26,220.00	28,710.90	30,153.00	32,665.75	30,153.00	30,153.00	16,056.47		\$404,378.12
35	Towerpoint Rental												10.00			\$10.00
36	Clearwire/Sprint Rental		42,265.33	25,267.96	23,840.52	26,741.21	27,543.48	28,369.73	29,220.84	30,097.48	31,000.43	50,745.36	0.00	0.00		\$315,092.34
37	SSF Project/Contribution Funds		1,593,484.08	150,535.24	53,314.55	15,400.27	105,936.77	63,213.89	1,603.00	47,467.91	1,311.85	136,549.22	75,328.18	8,370.00		\$2,252,514.96
38	SSF Project-Planetarium-HNB				50,000.00											\$50,000.00
39	SSF Project-Online Learning Center					93,900.00	0.00	0.00	0.00	0.00						\$93,900.00
40	SSF Project-Hot Spots-Pandemic										20,755.00	5,000.00	0.00	0.00		\$25,755.00
41	SSF FE Playground											175,000.00	1,477.88	0.00		\$176,477.88
42	Huntington Bank Planetarium Donation				75,000.00											\$75,000.00
43	Huntington Bank PLC Donation					15,000.00	15,000.00	15,000.00	15,000.00	0.00	0.00	0.00	0.00	0.00		\$60,000.00
44	City Reimb-repair of BB field(5/07)		24,020.00													\$24,020.00
45	Insurance Proceeds		254,323.66	8,342.81	2,362.56	18,244.88	0.00	2,539.29	6,469.86	139,807.72	66,717.01	0.00	2,191.52	0.00		\$500,999.31
46	Asbestos Litigation Settlement		13,441.51													\$13,441.51
47	PEP Repair of Ludlow		50,801.00													\$50,801.00
48	PTO Reimbursement		43,306.66		6,998.00		7,000.00	10,500.00	0.00	7,318.54	0.00	0.00	0.00	0.00		\$75,123.20
49	First Energy Rebate for Energy Savings (HB264)				57,128.00											\$57,128.00
50	Transfer fr. Fd1 (offset unused HB264 \$'s xfer fr. Fd4 to Fd2)				236,264.49											\$236,264.49
51	Transfer fr. Fd1 (OfficeMax & Medicaid)				2,000,000.00											\$2,000,000.00
52	USTA							20,000.00	0.00	0.00	0.00	0.00	0.00	0.00		\$20,000.00
53	FE Fire Library Grant										20,000.00	0.00	0.00	0.00		\$20,000.00
54																
55	TOTALS	\$0.00	\$9,889,110.91	\$212,268.41	\$2,533,691.20	\$199,108.66	\$188,729.87	\$171,125.60	\$30,131,733.82	\$11,991,344.22	\$2,307,967.84	\$2,064,305.65	\$115,486.29	\$92,794.36	\$59,897,666.83	\$0.00
56														\$0.00		
57																
58																